



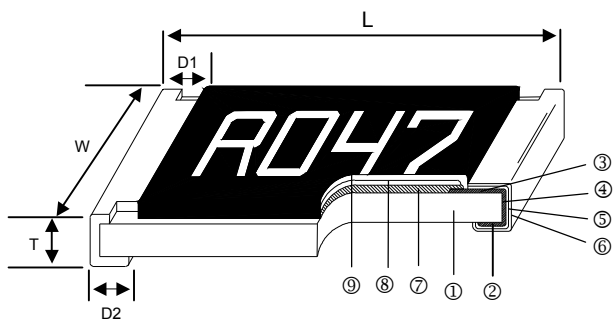
Scope

– This specification applies to all sizes of rectangular-type fixed chip resistors with Ruthenium-base as material.

Features

- Low inductance
- Highly reliable multilayer electrode construction
- Higher component and equipment reliability
- Reduced size of final equipment reliability
- RoHS Compliance

Construction



Applications

- Power Management Applications
- Switching Power Supply
- Over Current Protection in Audio Application
- Voltage Regulation Module (VRM)
- DC-DC Converter, Battery Pack, Charger, Adaptor
- Automotive Engine Control
- Disk Driver

① Alumina Substrate	④ Edge Electrode	⑦ Resistor Layer
② Bottom Electrode	⑤ Barrier Layer	⑧ Primary Overcoat
③ Top Electrode	⑥ External Electrode	⑨ Secondary Overcoat

Dimensions

Type	Size (Inch)	L (mm)	W (mm)	T (mm)	D1 (mm)	D2 (mm)	Weight (g) (1000pcs)
RS-02	0402	1.00±0.05	0.50±0.05	0.35±0.05	0.20±0.10	0.20±0.10	0.620
RS-03	0603	1.60±0.10	0.80±0.10	0.45±0.10	0.30±0.20	0.30±0.20	2.042
RS-05	0805	2.00±0.10	1.25±0.10	0.50±0.10	0.35±0.20	0.40±0.20	4.368
RS-06	1206	3.10±0.10	1.55±0.10	0.55±0.10	0.50±0.25	0.50±0.20	8.947
RS-10	1210	3.10±0.10	2.60±0.15	0.55±0.10	0.50±0.25	0.50±0.20	15.959
RS-0A	2010	5.00±0.10	2.50±0.15	0.55±0.10	0.60±0.25	0.50±0.20	24.241
RS-12	2512	6.35±0.10	3.10±0.15	0.55±0.10	0.60±0.25	0.50±0.20	39.448

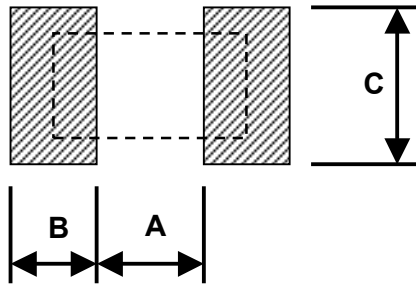


地址：深圳市龙华新区观澜大布头路南通邦高新产业园 A 栋 8 楼

Part Numbering

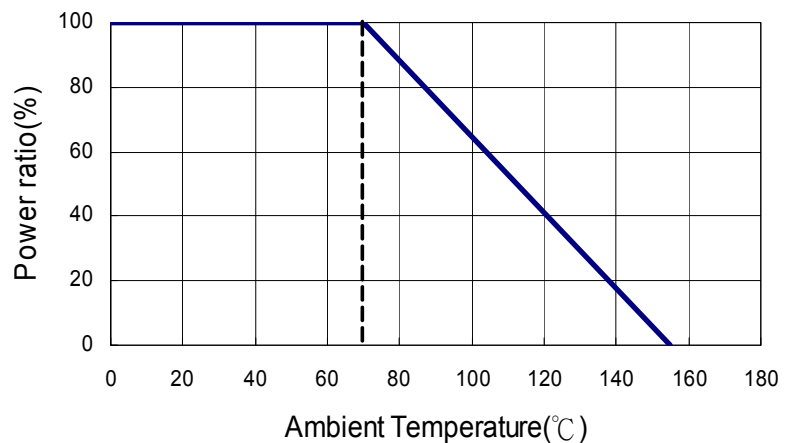
RS-	03	F	L	7	- 0 R 0 4 7
Product Type	Dimensions	Resistance Tolerance	Function Code	Packaging Code	Resistance
RS	02: 0402 03: 0603 05: 0805 06: 1206 10: 1210 0A: 2010 12: 2512	F: $\pm 1\%$ J: $\pm 5\%$	L: Standard P: High Power	4: 7" Reel 4Kpcs 6: 7" Reel 10Kpcs 7: 7" Reel 5Kpcs 9: 10" Reel 8Kpcs A: 10" Reel 10Kpcs B: 10" Reel 20Kpcs C: 13" Reel 40Kpcs D: 13" Reel 20Kpcs F: Bulk	- 0R047: 0.047 Ω --- 0R1: 0.1 Ω “-” to fill up 6 spaces

Recommend Land Pattern

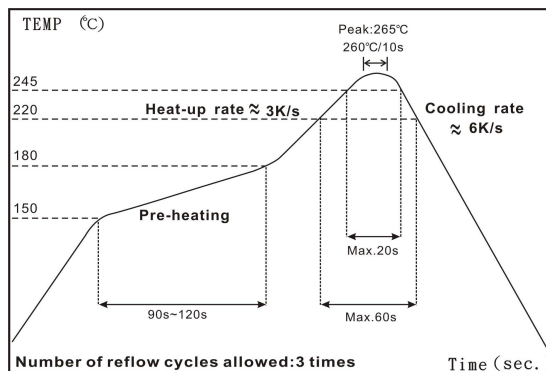


Type	A (mm)	B (mm)	C (mm)
RS-02	0.50	0.45	0.60
RS-03	0.90	0.60	0.90
RS-05	1.20	0.70	1.30
RS-06	2.00	0.90	1.60
RS-10	2.00	0.90	2.80
RS-0A	3.80	0.90	2.80
RS-12	3.80	1.60	3.50

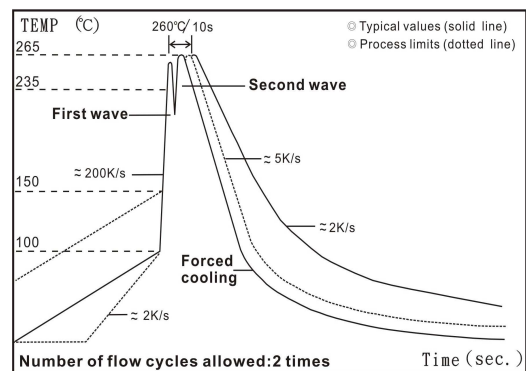
Derating Curve



Soldering Condition



IR Reflow Soldering



Wave Soldering (Flow Soldering)

- (1) Time of IR reflow soldering at maximum temperature point 260°C : 10s
- (2) Time of wave soldering at maximum temperature point 260°C : 10s
- (3) Time of soldering iron at maximum temperature point 410°C : 5s

Standard Electrical Specifications

Item Type	Power Rating at 70°C	Operating Temp. Range	Max. Operating Current	Resistance Range (mΩ)		TCR (PPM/°C)
				±1%	±5%	
RS-02 (0402)	1/16W	-55 ~ +155°C	1.11A	50 - 91 100 - 976		±800 ±500
RS-03 (0603)	1/10W	-55 ~ +155°C	2.23A	20 - 47 50 - 91 100 - 976		±1200 ±800 ±500
RS-05 (0805)	1/8W	-55 ~ +155°C	3.53A	10 - 18 20 - 47 50 - 91 100 - 976		±1500 ±1200 ±800 ±500
RS-06 (1206)	1/4W	-55 ~ +155°C	5.00A			
RS-10 (1210)	1/3W	-55 ~ +155°C	5.77A			
RS-0A (2010)	3/4W	-55 ~ +155°C	8.66A	10 - 18 20 - 91 100 - 976		±1500 ±800 ±500
RS-12 (2512)	1W	-55 ~ +155°C	10.0A			

Operating Voltage= $\sqrt{P \cdot R}$; Overload Voltage= $2.5 \cdot \sqrt{P \cdot R}$

High Power Electrical Specifications

Item Type	Power Rating at 70°C	Operating Temp. Range	Max. Operating Current	Resistance Range (mΩ)		TCR (PPM/°C)
				±1%	±5%	
RS-02 (0402)	1/10W	-55 ~ +155°C	1.40A	50 - 91 100 - 976		±800 ±500
RS-03 (0603)	1/8W	-55 ~ +155°C	2.50A	20 - 47 50 - 91 100 - 976		±1200 ±800 ±500
RS-05 (0805)	1/4W	-55 ~ +155°C	5.00A	10 - 18 20 - 47 50 - 91 100 - 976		±1500 ±1200 ±800 ±500
RS-06 (1206)	1/2W	-55 ~ +155°C	7.07A			
RS-10 (1210)	1/2W	-55 ~ +155°C	7.07A			
RS-0A(2010)	1W	-55 ~ +155°C	10.0A	10 - 18 20 - 91 100 - 976		±1500 ±800 ±500
RS-12 (2512)	2W	-55 ~ +155°C	14.1A			

Operating Voltage= $\sqrt{P \cdot R}$

Overload Voltage= $2.5 \cdot \sqrt{P \cdot R}$

Operating Current= $\sqrt{P/R}$

 毫欧电阻 毫欧制造	HoRS贴片陶瓷系列规格书	系列号	HoRS
		修订日期	2020-03-06
		版本号	Ho-A0

Environmental Characteristics

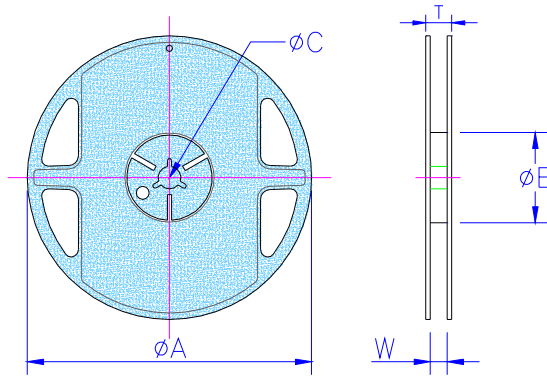
Item	Requirement		Test Method
	±1%	±5%	
Temperature Coefficient of Resistance (T.C.R.)	As Spec.		JIS-C-5201-1 4.8 IEC-60115-1 4.8 -55°C~+125°C, 25°C is the reference temperature
Short Time Overload	±(1.0%+0.05Ω)	±(2.0%+0.05Ω)	JIS-C-5201-1 4.13 IEC-60115-1 4.13 RCWV*2.5 or Max. Overload Voltage whichever is lower for 5 seconds, 2 seconds for High Power Series
Insulation Resistance	≥10G		JIS-C-5201-1 4.6 IEC-60115-1 4.6 Max. Overload Voltage for 1 minute
Endurance	±(1.0%+0.10Ω)	±(2.0%+0.10Ω)	JIS-C-5201-1 4.25 IEC-60115-1 4.25.1 70±2°C, RCWV for 1000 hrs with 1.5 hrs "ON" and 0.5 hr "OFF"
Damp Heat with Load	±(1.0%+0.10Ω)	±(2.0%+0.10Ω)	JIS-C-5201-1 4.24 IEC-60115-1 4.24 40±2°C, 90~95% R.H., RCWV for 1000 hrs with 1.5 hrs "ON" and 0.5 hr "OFF"
Dry Heat	±(1.0%+0.05Ω)	±(1.5%+0.10Ω)	JIS-C-5201-1 4.23 IEC-60115-1 4.23.2 at +155°C for 1000 hrs
Bending Strength	±(1.0%+0.05Ω)	±(1.0%+0.05Ω)	JIS-C-5201-1 4.33 IEC-60115-1 4.33 Bending once for 5 seconds 2010, 2512 sizes: 2mm Other sizes: 3mm
Solderability	95% min. coverage		JIS-C-5201-1 4.17 IEC-60115-1 4.17 245±5°C for 3 seconds
Resistance to Soldering Heat	±(0.5%+0.05Ω)	±(1.0%+0.05Ω)	JIS-C-5201-1 4.18 IEC-60115-1 4.18 260±5°C for 10 seconds
Voltage Proof	No breakdown or flashover		JIS-C-5201-1 4.7 IEC-60115-1 4.7 1.42 times Max. Operating Voltage for 1 minute
Leaching	Individual leaching area ≤5% Total leaching area ≤ 10%		JIS-C-5201-1 4.18 IEC-60068-2-58 8.2.1 260±5°C for 30 seconds
Rapid Change of Temperature	±(0.5%+0.05Ω)	±(1.0%+0.05Ω)	JIS-C-5201-1 4.19 IEC-60115-1 4.19 -55°C to +155°C, 5 cycles

RCWV(Rated Continuous Working Voltage)= $\sqrt{P \cdot R}$ or Max. Operating Voltage whichever is lower.

Storage Temperature: 15~28°C; Humidity < 80%RH

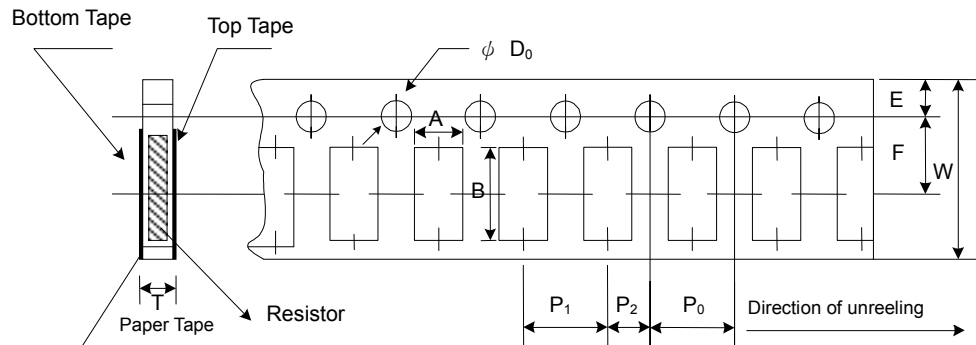
■Packaging

Reel Specifications & Packaging Quantity



Type	Packaging Quantity	Tape Width	Reel Diameter	ΦA (mm)	ΦB (mm)	ΦC (mm)	W (mm)	T (mm)	
RS-02	Paper	10K	8mm	7 inch	178.5±1.5	60 ^{+1/-0}	13.0±0.2	9.0±0.5	12.5±0.5
		20K	8mm	10 inch	254±1.0	100±0.5	13.0±0.2	9.5±0.5	13.5±0.5
		40K	8mm	13 inch	330±1.0	100±0.5	13.0±0.2	9.5±0.5	13.5±0.5
RS-03 RS-05 RS-06 RS-10	Paper	5K	8mm	7 inch	178.5±1.5	60 ^{+1/-0}	13.0±0.2	9.0±0.5	12.5±0.5
10K		8mm	10 inch	254±1.0	100±0.5	13.0±0.2	9.5±0.5	13.5±0.5	
20K		8mm	13 inch	330±1.0	100±0.5	13.0±0.2	9.5±0.5	13.5±0.5	
RS-0A RS-12	Embossed	4K	12mm	7 inch	178.5±1.5	60 ^{+1/-0}	13.0±0.5	13.0±0.5	15.5±0.5
8K		12mm	10 inch	250±1.0	62±0.5	13.0±0.5	12.5±0.5	16.5±0.5	

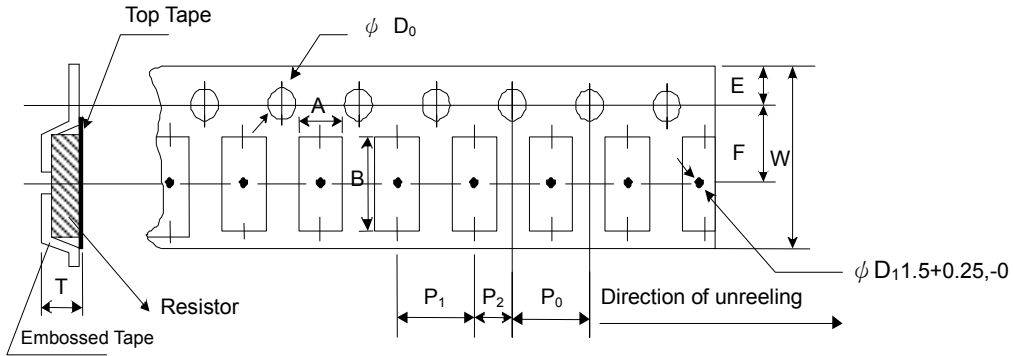
Paper Tape Specifications



Type	A (mm)	B (mm)	W (mm)	E (mm)	F (mm)	P ₀ (mm)	P ₁ (mm)	P ₂ (mm)	ΦD ₀ (mm)	T (mm)
RS-02	0.65±0.10	1.15±0.10	8.0±0.20	1.75±0.10	3.50±0.05	4.00±0.10	2.00±0.05	2.00±0.05	1.50+0.1,-0	0.45±0.10
RS-03	1.10±0.10	1.90±0.10	8.0±0.20	1.75±0.10	3.50±0.05	4.00±0.10	4.00±0.05	2.00±0.05	1.50+0.1,-0	0.70±0.10
RS-05	1.60±0.10	2.40±0.20	8.0±0.20	1.75±0.10	3.50±0.05	4.00±0.10	4.00±0.05	2.00±0.05	1.50+0.1,-0	0.85±0.10
RS-06	1.90±0.10	3.50±0.20	8.0±0.20	1.75±0.10	3.50±0.05	4.00±0.10	4.00±0.05	2.00±0.05	1.50+0.1,-0	0.85±0.10
RS-10	2.90±0.10	3.50±0.20	8.0±0.20	1.75±0.10	3.50±0.05	4.00±0.10	4.00±0.05	2.00±0.05	1.50+0.1,-0	0.85±0.10

系列号	HoRS
修订日期	2020-03-06
版本号	Ho-A0

Embossed Plastic Tape Specifications



Type	A (mm)	B (mm)	W (mm)	E (mm)	F (mm)	P ₀ (mm)	P ₁ (mm)	P ₂ (mm)	ΦD ₀ (mm)	T (mm)
RS-0A	2.8±0.10	5.5±0.10	12.0±0.30	1.75±0.10	5.5±0.05	4.00±0.10	4.00±0.10	2.00±0.05	1.50+0.1, -0	1.2 ⁺⁰
RS-12	3.5±0.10	6.7±0.10	12.0±0.30	1.75±0.10	5.5±0.05	4.00±0.10	4.00±0.10	2.00±0.05	1.50+0.1, -0	1.2 ⁺⁰

Marking

No Marking for 0402

1%, 5% for 0805/1206/1210/2010/2512: 4 digits marking

Example:

Resistance	47mΩ	75mΩ	15mΩ	750mΩ	820mΩ
Marking	R047	R075	R015	R750	R820

5% for 0603: 3 digits marking in E24

1% for 0603: 3 digits marking with under-line in E96 (non-including E24 series)



3 digits marking for E24 or R value suffix is zero in E96: R10=100mΩ; R28=280mΩ



3 digits marking for E96: 243=243mΩ; 511=511mΩ

X-ON Electronics

Largest Supplier of Electrical and Electronic Components

Click to view similar products for [Thick Film Resistors - SMD category](#):

Click to view products by [Milliohm manufacturer](#):

Other Similar products are found below :

[CR-05FL7--150R](#) [CR-05FL7--19K6](#) [CR-05FL7--243R](#) [CR-05FL7--40K2](#) [CR-05FL7--698K](#) [CR-12FP4--324R](#) [CR-12JP4--680R](#)
[M55342K06B1E78RS3](#) [M55342K06B6E19RWL](#) [M55342K06B6E81RS3](#) [M55342M05B200DRWB](#) [M55342M06B4K70MS3](#) [MC0603-511-](#)
[JTW](#) [742C083750JTR](#) [MCR01MZPF1202](#) [MCR01MZPF1601](#) [MCR01MZPF1800](#) [MCR01MZPF6201](#) [MCR01MZPF9102](#) [MCR01MZPJ113](#)
[MCR01MZPJ121](#) [MCR01MZPJ125](#) [MCR01MZPJ751](#) [MCR03EZHZ103](#) [MCR03EZPF2004](#) [MCR03EZPJ270](#) [MCR03EZPJ821](#)
[MCR10EZPF1102](#) [MCR18EZPJ330](#) [RC0603F1473CS](#) [RC0603F150CS](#) [RC1005F1152CS](#) [RC1005F1182CS](#) [RC1005F1372CS](#)
[RC1005F183CS](#) [RC1005F1911CS](#) [RC1005F1912CS](#) [RC1005F203CS](#) [RC1005F2052CS](#) [RC1005F241CS](#) [RC1005F2431CS](#)
[RC1005F3011CS](#) [RC1005F303CS](#) [RC1005F4321CS](#) [RC1005F4642CS](#) [RC1005F471CS](#) [RC1005F4751CS](#) [RC1005F5621CS](#)
[RC1005F6041CS](#) [RC1005J106CS](#)