



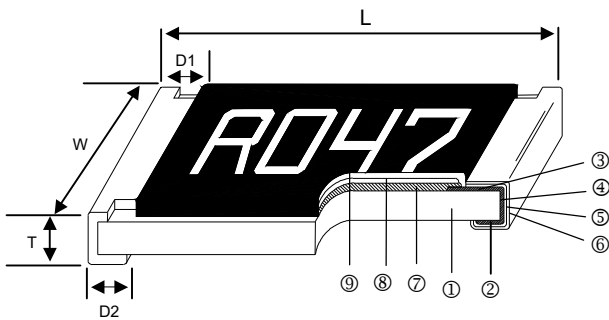
Scope

– This specification applies to all sizes of rectangular-type fixed chip resistors with Ruthenium-base as material.

Features

- Low inductance
- Highly reliable multilayer electrode construction
- Higher component and equipment reliability
- Reduced size of final equipment reliability
- RoHS Compliance

Construction



Applications

- Power Management Applications
- Switching Power Supply
- Over Current Protection in Audio Application
- Voltage Regulation Module (VRM)
- DC-DC Converter, Battery Pack, Charger, Adaptor
- Automotive Engine Control
- Disk Driver

① Alumina Substrate	④ Edge Electrode	⑦ Resistor Layer
② Bottom Electrode	⑤ Barrier Layer	⑧ Primary Overcoat
③ Top Electrode	⑥ External Electrode	⑨ Secondary Overcoat

Dimensions

Type	Size (Inch)	L (mm)	W (mm)	T (mm)	D1 (mm)	D2 (mm)	Weight (g) (1000pcs)
RS	0402	1.00±0.05	0.50±0.05	0.35±0.05	0.20±0.10	0.20±0.10	0.620
RS	0603	1.60±0.10	0.80±0.10	0.45±0.10	0.30±0.20	0.30±0.20	2.042
RS	0805	2.00±0.10	1.25±0.10	0.50±0.10	0.35±0.20	0.40±0.20	4.368
RS	1206	3.10±0.10	1.55±0.10	0.55±0.10	0.50±0.25	0.50±0.20	8.947
RS	1210	3.10±0.10	2.60±0.15	0.55±0.10	0.50±0.25	0.50±0.20	15.959
RS	2010	5.00±0.10	2.50±0.15	0.55±0.10	0.60±0.25	0.50±0.20	24.241
RS	2512	6.35±0.10	3.10±0.15	0.55±0.10	0.60±0.25	0.50±0.20	39.448



地址：深圳市龙华新区观澜大布头路南通邦高新产业园 A 栋 8 楼

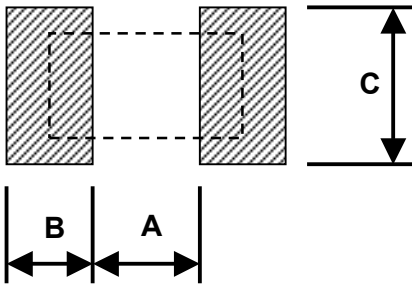
深圳市毫欧电子有限公司 | 电话：0755-28153546 | 传真：0755-22630181 | 网址：www.moolee.com.cn

Part Numbering

Ho	RS	2512	1W	200mR	1%
----	----	------	----	-------	----

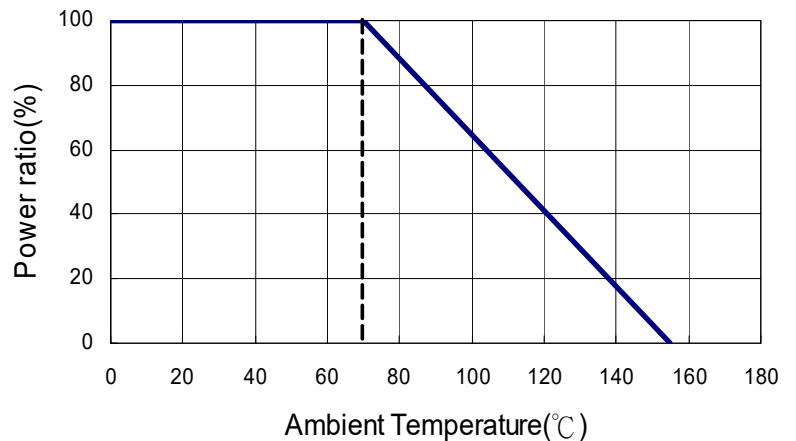
制造商	产品系列	封装尺寸	额定功率(W)	阻值(mR)	精度(%)
毫欧电子	贴片陶瓷	0402	1/16W	- 0R047: 0.047Ω	F: ±1% J: ±5%
		0603	1/10W	- - - 0R1: 0.1Ω	
		0805	1/8W	"-" to fill up 6 spaces	
		1206	1/4W		
		1210	1/3W		
		2010	3/4W		
		2512	1W		

Recommend Land Pattern

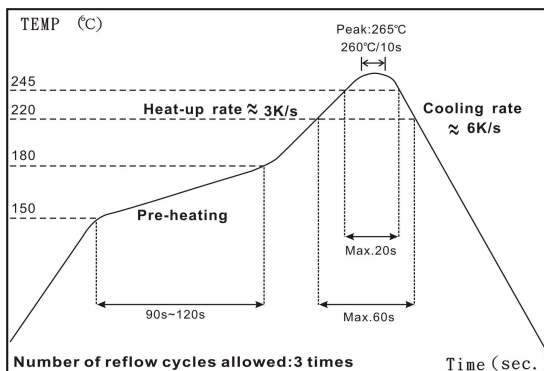


Type	A (mm)	B (mm)	C (mm)
RS0402	0.50	0.45	0.60
RS0603	0.90	0.60	0.90
RS0805	1.20	0.70	1.30
RS1206	2.00	0.90	1.60
RS1210	2.00	0.90	2.80
RS2010	3.80	0.90	2.80
RS2512	3.80	1.60	3.50

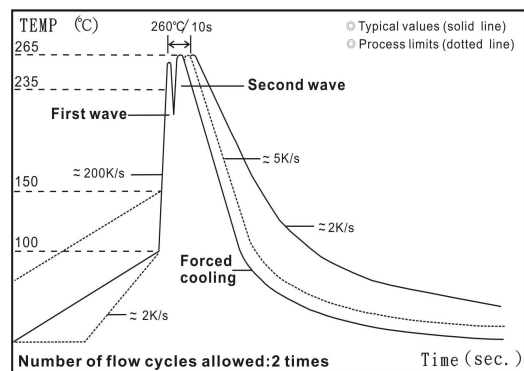
Derating Curve



Soldering Condition



IR Reflow Soldering



Wave Soldering (Flow Soldering)

- (1) Time of IR reflow soldering at maximum temperature point 260°C : 10s
- (2) Time of wave soldering at maximum temperature point 260°C : 10s
- (3) Time of soldering iron at maximum temperature point 410°C : 5s



毫欧电阻 毫欧制造

HoRS贴片陶瓷系列规格书

系列号

HoRS

修订日期

2020-03-06

版本号

Ho-A0

Standard Electrical Specifications

Item Type	Power Rating at 70°C	Operating Temp. Range	Max. Operating Current	Resistance Range (mΩ)		TCR (PPM/°C)
				±1%	±5%	
RS0402	1/16W	-55 ~ +155°C	1.11A	50 - 91 100 - 976		±800 ±500
RS0603	1/10W	-55 ~ +155°C	2.23A	20 - 47 50 - 91 100 - 976		±1200 ±800 ±500
RS0805	1/8W	-55 ~ +155°C	3.53A	10 - 18 20 - 47 50 - 91 100 - 976		±1500 ±1200 ±800 ±500
RS1206	1/4W	-55 ~ +155°C	5.00A			
RS1210	1/3W	-55 ~ +155°C	5.77A			
RS2010	3/4W	-55 ~ +155°C	8.66A	10 - 18 20 - 91 100 - 976		±1500 ±800 ±500
RS2512	1W	-55 ~ +155°C	10.0A			

Operating Voltage= $\sqrt{P \cdot R}$; Overload Voltage= $2.5 \cdot \sqrt{P \cdot R}$

High Power Electrical Specifications

Item Type	Power Rating at 70°C	Operating Temp. Range	Max. Operating Current	Resistance Range (mΩ)		TCR (PPM/°C)
				±1%	±5%	
RS0402	1/10W	-55 ~ +155°C	1.40A	50 - 91 100 - 976		±800 ±500
RS0603	1/8W	-55 ~ +155°C	2.50A	20 - 47 50 - 91 100 - 976		±1200 ±800 ±500
RS0805	1/4W	-55 ~ +155°C	5.00A	10 - 18 20 - 47 50 - 91 100 - 976		±1500 ±1200 ±800 ±500
RS1206	1/2W	-55 ~ +155°C	7.07A			
RS1210	1/2W	-55 ~ +155°C	7.07A			
RS2010	1W	-55 ~ +155°C	10.0A	10 - 18 20 - 91 100 - 976		±1500 ±800 ±500
RS2512	2W	-55 ~ +155°C	14.1A			

Operating Voltage= $\sqrt{P \cdot R}$

Overload Voltage= $2.5 \cdot \sqrt{P \cdot R}$

Operating Current= $\sqrt{P/R}$

 毫欧电阻 毫欧制造	HoRS贴片陶瓷系列规格书	系列号	HoRS
		修订日期	2020-03-06
		版本号	Ho-A0

Environmental Characteristics

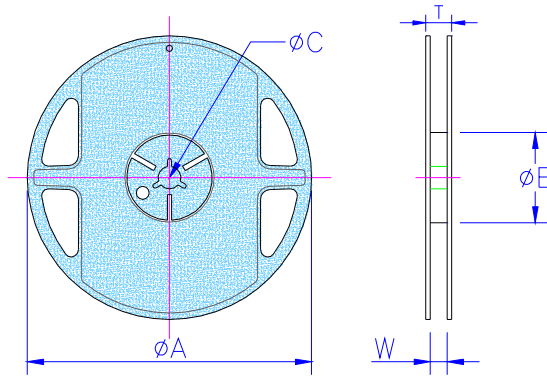
Item	Requirement		Test Method
	±1%	±5%	
Temperature Coefficient of Resistance (T.C.R.)	As Spec.		JIS-C-5201-1 4.8 IEC-60115-1 4.8 -55°C~+125°C, 25°C is the reference temperature
Short Time Overload	±(1.0%+0.05Ω)	±(2.0%+0.05Ω)	JIS-C-5201-1 4.13 IEC-60115-1 4.13 RCWV*2.5 or Max. Overload Voltage whichever is lower for 5 seconds, 2 seconds for High Power Series
Insulation Resistance	≥10G		JIS-C-5201-1 4.6 IEC-60115-1 4.6 Max. Overload Voltage for 1 minute
Endurance	±(1.0%+0.10Ω)	±(2.0%+0.10Ω)	JIS-C-5201-1 4.25 IEC-60115-1 4.25.1 70±2°C, RCWV for 1000 hrs with 1.5 hrs "ON" and 0.5 hr "OFF"
Damp Heat with Load	±(1.0%+0.10Ω)	±(2.0%+0.10Ω)	JIS-C-5201-1 4.24 IEC-60115-1 4.24 40±2°C, 90~95% R.H., RCWV for 1000 hrs with 1.5 hrs "ON" and 0.5 hr "OFF"
Dry Heat	±(1.0%+0.05Ω)	±(1.5%+0.10Ω)	JIS-C-5201-1 4.23 IEC-60115-1 4.23.2 at +155°C for 1000 hrs
Bending Strength	±(1.0%+0.05Ω)	±(1.0%+0.05Ω)	JIS-C-5201-1 4.33 IEC-60115-1 4.33 Bending once for 5 seconds 2010, 2512 sizes: 2mm Other sizes: 3mm
Solderability	95% min. coverage		JIS-C-5201-1 4.17 IEC-60115-1 4.17 245±5°C for 3 seconds
Resistance to Soldering Heat	±(0.5%+0.05Ω)	±(1.0%+0.05Ω)	JIS-C-5201-1 4.18 IEC-60115-1 4.18 260±5°C for 10 seconds
Voltage Proof	No breakdown or flashover		JIS-C-5201-1 4.7 IEC-60115-1 4.7 1.42 times Max. Operating Voltage for 1 minute
Leaching	Individual leaching area ≤5% Total leaching area ≤ 10%		JIS-C-5201-1 4.18 IEC-60068-2-58 8.2.1 260±5°C for 30 seconds
Rapid Change of Temperature	±(0.5%+0.05Ω)	±(1.0%+0.05Ω)	JIS-C-5201-1 4.19 IEC-60115-1 4.19 -55°C to +155°C, 5 cycles

RCWV(Rated Continuous Working Voltage)= $\sqrt{P \cdot R}$ or Max. Operating Voltage whichever is lower.

Storage Temperature: 15~28°C; Humidity < 80%RH

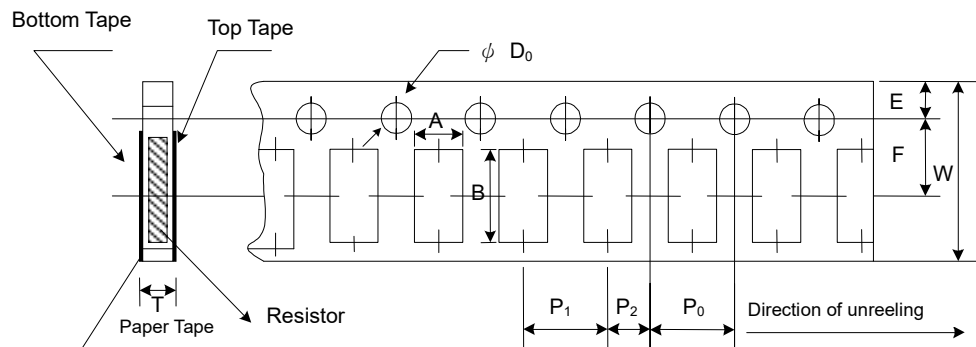
■Packaging

Reel Specifications & Packaging Quantity



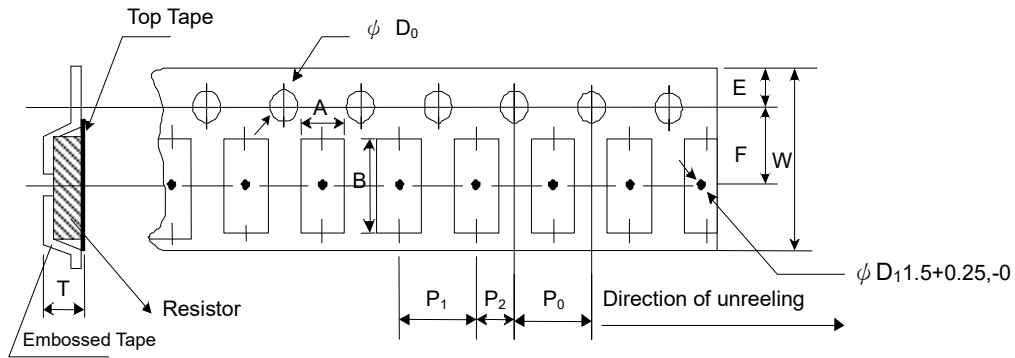
Type	Packaging Quantity	Tape Width	Reel Diameter	ΦA (mm)	ΦB (mm)	ΦC (mm)	W (mm)	T (mm)	
RS0402	Paper	10K	8mm	7 inch	178.5±1.5	60 ^{+1/-0}	13.0±0.2	9.0±0.5	12.5±0.5
		20K	8mm	10 inch	254±1.0	100±0.5	13.0±0.2	9.5±0.5	13.5±0.5
		40K	8mm	13 inch	330±1.0	100±0.5	13.0±0.2	9.5±0.5	13.5±0.5
RS0603	Paper	5K	8mm	7 inch	178.5±1.5	60 ^{+1/-0}	13.0±0.2	9.0±0.5	12.5±0.5
RS0805		10K	8mm	10 inch	254±1.0	100±0.5	13.0±0.2	9.5±0.5	13.5±0.5
RS1206		20K	8mm	13 inch	330±1.0	100±0.5	13.0±0.2	9.5±0.5	13.5±0.5
RS1210	Embossed	4K	12mm	7 inch	178.5±1.5	60 ^{+1/-0}	13.0±0.5	13.0±0.5	15.5±0.5
RS2010)		8K	12mm	10 inch	250±1.0	62±0.5	13.0±0.5	12.5±0.5	16.5±0.5

Paper Tape Specifications



Type	A (mm)	B (mm)	W (mm)	E (mm)	F (mm)	P ₀ (mm)	P ₁ (mm)	P ₂ (mm)	ΦD ₀ (mm)	T (mm)
RS0402	0.65±0.10	1.15±0.10	8.0±0.20	1.75±0.10	3.50±0.05	4.00±0.10	2.00±0.05	2.00±0.05	1.50+0.1,-0	0.45±0.10
RS0603	1.10±0.10	1.90±0.10	8.0±0.20	1.75±0.10	3.50±0.05	4.00±0.10	4.00±0.05	2.00±0.05	1.50+0.1,-0	0.70±0.10
RS0805	1.60±0.10	2.40±0.20	8.0±0.20	1.75±0.10	3.50±0.05	4.00±0.10	4.00±0.05	2.00±0.05	1.50+0.1,-0	0.85±0.10
RS1206	1.90±0.10	3.50±0.20	8.0±0.20	1.75±0.10	3.50±0.05	4.00±0.10	4.00±0.05	2.00±0.05	1.50+0.1,-0	0.85±0.10
RS1210	2.90±0.10	3.50±0.20	8.0±0.20	1.75±0.10	3.50±0.05	4.00±0.10	4.00±0.05	2.00±0.05	1.50+0.1,-0	0.85±0.10

Embossed Plastic Tape Specifications



Type	A (mm)	B (mm)	W (mm)	E (mm)	F (mm)	P ₀ (mm)	P ₁ (mm)	P ₂ (mm)	ΦD_0 (mm)	T (mm)
RS2010	2.8±0.10	5.5±0.10	12.0±0.30	1.75±0.10	5.5±0.05	4.00±0.10	4.00±0.10	2.00±0.05	1.50+0.1, -0	1.2 ⁺⁰
RS2512	3.5±0.10	6.7±0.10	12.0±0.30	1.75±0.10	5.5±0.05	4.00±0.10	4.00±0.10	2.00±0.05	1.50+0.1, -0	1.2 ⁺⁰

Marking

No Marking for 0402

1%, 5% for 0805/1206/1210/2010/2512: 4 digits marking

Example:

Resistance	47mΩ	75mΩ	15mΩ	750mΩ	820mΩ
Marking	R047	R075	R015	R750	R820

5% for 0603: 3 digits marking in E24

1% for 0603: 3 digits marking with under-line in E96 (non-including E24 series)



3 digits marking for E24 or R value suffix is zero in E96: R10=100mΩ; R28=280mΩ



3 digits marking for E96: 243=243mΩ; 511=511mΩ

X-ON Electronics

Largest Supplier of Electrical and Electronic Components

Click to view similar products for [Thick Film Resistors - SMD category](#):

Click to view products by [Milliohm manufacturer](#):

Other Similar products are found below :

[CR-05FL7--150R](#) [CR-05FL7--19K6](#) [CR-05FL7--243R](#) [CR-05FL7--40K2](#) [CR-05FL7--698K](#) [CR-12FP4--324R](#) [CR-12JP4--680R](#)
[M55342K06B1E78RS3](#) [M55342K06B6E19RWL](#) [M55342K06B6E81RS3](#) [M55342M05B200DRWB](#) [M55342M06B4K70MS3](#) [MC0603-511-](#)
[JTW](#) [742C083750JTR](#) [MCR01MZPF1202](#) [MCR01MZPF1601](#) [MCR01MZPF1800](#) [MCR01MZPF6201](#) [MCR01MZPF9102](#) [MCR01MZPJ113](#)
[MCR01MZPJ121](#) [MCR01MZPJ125](#) [MCR01MZPJ751](#) [MCR03EZHJ103](#) [MCR03EZPFX2004](#) [MCR03EZPJ270](#) [MCR03EZPJ821](#)
[MCR10EZPF1102](#) [MCR18EZPJ330](#) [RC0603F1473CS](#) [RC0603F150CS](#) [RC1005F1152CS](#) [RC1005F1182CS](#) [RC1005F1372CS](#)
[RC1005F183CS](#) [RC1005F1911CS](#) [RC1005F1912CS](#) [RC1005F203CS](#) [RC1005F2052CS](#) [RC1005F241CS](#) [RC1005F2431CS](#)
[RC1005F3011CS](#) [RC1005F303CS](#) [RC1005F4321CS](#) [RC1005F4642CS](#) [RC1005F471CS](#) [RC1005F4751CS](#) [RC1005F5621CS](#)
[RC1005F6041CS](#) [RC1005J106CS](#)