

TO-263 (35W)

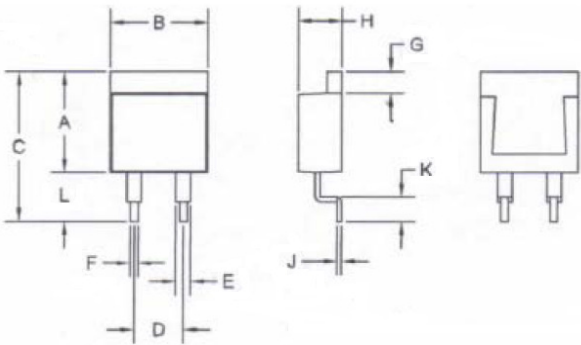
Features

- 35 Watts at 25°C case temperature heat sink mounted
- TO-263 style power package
- Molded case for protection and easy to mount
- Resistor is electrically isolated from metal tab

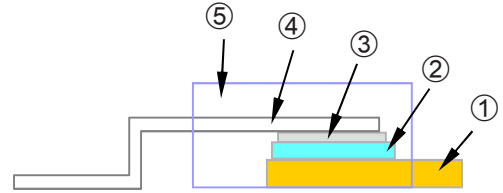
Applications

- Switching Power Supplies
- Snubbers Circuits
- Automated Machine Controller
- RF Power Amplifiers
- Low Energy Pulse Loading
- UPS
- Voltage Regulation

Dimensions



Construction



① Flange	④ Lead
② Alumina Substrate	⑤ Molding
③ Resistor Layer	



Unit:mm

A	B	C	D	E	F	G	H	J	K	L	Weight (g)
10.2 0.3	10.1 0.3	15.9 1.0	5.08 0.1	1.32 0.15	0.85 0.15	1.15 0.2	4.6 0.2	0.6 0.1	2.5 0.5	5.5 1.0	1.5

Part Numbering

T0	263	35W	47R	5%	
↓	↓	↓	↓	↓	↓
产品类别	封装	功率	阻值	精度	
大功率电阻	263	35W	R100: 0.1 0100: 10 4700: 470 1001: 1K 1002: 10K	D=±0.5% F=±1% J=±5% K: ±10%	

地址：深圳市龙华新区观澜大布头路南通邦高新产业园 A 栋 8 楼



大功率电阻系列规格书

系列号	TO-263
修订日期	2022-02-17
版本号	Ho-A0

TO-263 (35W)

Electrical Characteristics Specifications

Resistance Range				TCR (PPM/° C)
±0.5%	±1%	±5%	±10%	
		0.5Ω -0.91Ω		No Specified
		>1Ω -2.7Ω		±100 ±200 ±300
		>3Ω -10Ω		±100 ±200
		>10Ω -100KΩ		±50 ±100 ±200

- Operating Voltage: 500V Max.
- Dielectric Strength: 2000VAC
- Insulation Resistance: 10GΩ min.
- Working Temperature Range: -55°C to +175°C

Environmental Characteristics

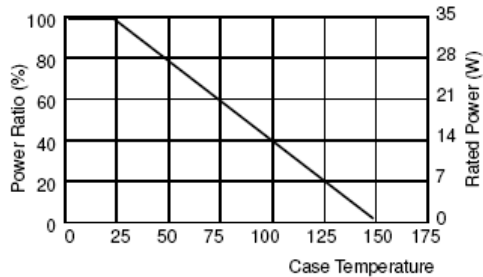
Item	Requirement	Test Method
Temperature Coefficient of Resistance (T.C.R.)	As Spec.	Referenced to 25°C, ΔR taken at +105°C
Short Time Overload	ΔR±0.3%	2 times rated power with applied voltage not to exceed 1.5 times Maximum continuous operating voltage for 5 seconds
Load Life	ΔR±1.0%	2,000 hours at rated power
Damp Heat with Load	ΔR±0.5%	40±2°C, 90~95% R.H. Max. working voltage for 1000 hrs with 1.5 hrs "ON" and 0.5 hrs "OFF"
Solderability	90% min. coverage	245±5°C for 3 seconds
Thermal Shock	ΔR±0.3%	-55°C~175°C, 100 cycles
Terminal Strength	ΔR±0.2%	(Pull Test) 2.4N
Vibration, High Frequency	ΔR±0.2%	20g peak

- Lead Material: Tinned Copper
- Maximum Torque: 0.9 Nm
- Without a Heat Sink, When in Free Air at 25°C, the STR35 is Rated for 2.5W
- The Case Temperature is to be used for the Definition of the Applied Power Limit
- The Case Temperature Measurement must be made with a Thermocouple Contacting the Center of the Component mounted on the Designed Heat Sink.
- Thermal Grease should be Applied Properly.

地址：深圳市龙华新区观澜大布头路南通邦高新产业园 A 栋 8 楼

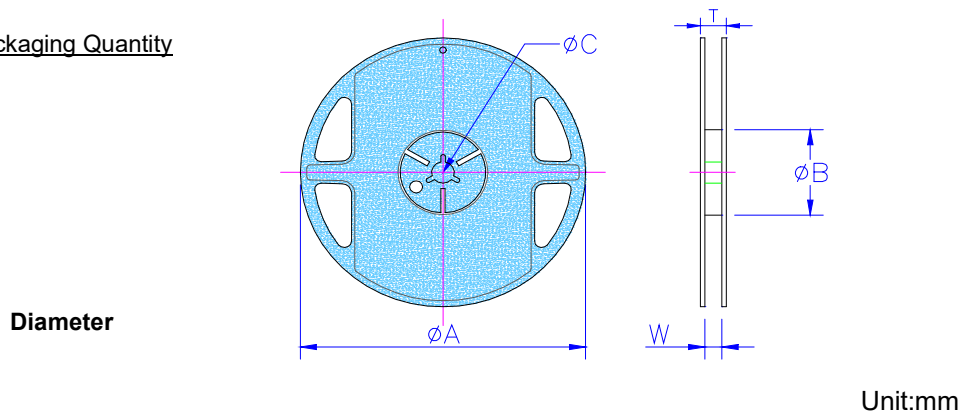
TO-263 (35W)

Derating Curve



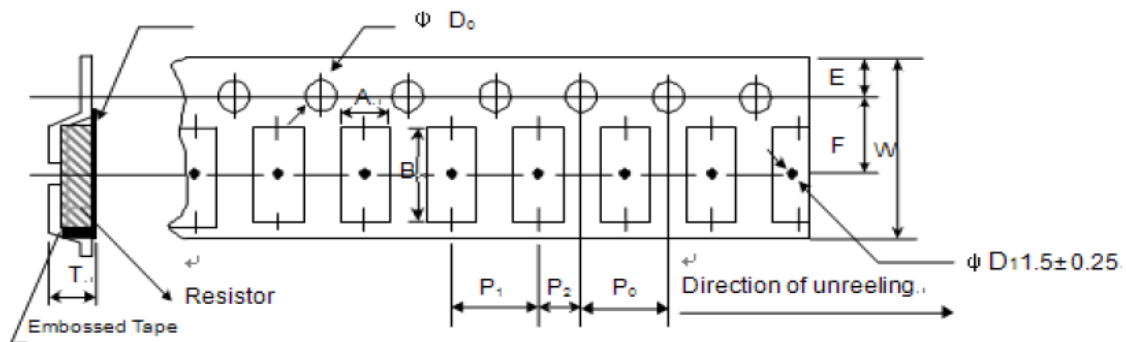
Packaging

Reel Specifications & Packaging Quantity



Type	Packaging Quantity	Reel Diameter	ΦA	ΦB	ΦC	W	T
263	500 pcs	13 inch	330±1.0	100±0.5	13.5±0.3	25.4±0.5	30.0±0.5

Embossed Plastic Tape Specifications



Type	A	B	W	E	F	P0	P1	P2	ΦD0	T
STR35	10.80±0.10	16.13±0.10	24.0±0.30	1.75±0.1	11.5±0.1	4.0±0.1	16.0±0.1	2.0±0.1	1.55±0.05	5.25±0.20

Tube Packaging Quantity

Type	Packaging Tube
263	50 pcs

地址：深圳市龙华新区观澜大布头路南通邦高新产业园 A 栋 8 楼

X-ON Electronics

Largest Supplier of Electrical and Electronic Components

Click to view similar products for [Thick Film Resistors - SMD category](#):

Click to view products by [Milliohm manufacturer](#):

Other Similar products are found below :

[CR-05FL7--150R](#) [CR-05FL7--698K](#) [CR-12JP4--680R](#) [CRCW04021K20FKEE](#) [CRCW04028R20JNEE](#) [CRCW06032K10FKEC](#)
[CRCW06036K80FKEE](#) [M55342K03B499DRS6](#) [M55342K06B6E19RWL](#) [M55342K09B5D62RS6](#) [M55342M06B26E7RS3](#) [742C083750JTR](#)
[MCR01MRTF1001](#) [MCR01MZPF1202](#) [MCR01MZPF1601](#) [MCR01MZPF1800](#) [MCR01MZPF6201](#) [MCR01MZPF9102](#) [MCR01MZPJ121](#)
[MCR01MZPJ125](#) [MCR01MZPJ751](#) [MCR03EZHZ103](#) [MCR03EZPF2004](#) [MCR03EZPJ270](#) [MCR03EZPJ821](#) [MCR10EZPF1102](#)
[MCR10EZPF2700](#) [MCR18EZPJ330](#) [RC1005F1152CS](#) [RC1005F1372CS](#) [RC1005F2052CS](#) [RC1005F471CS](#) [RC1005F4751CS](#)
[RC1005F5621CS](#) [RC1005F6041CS](#) [RC1005J121CS](#) [RC1005J122CS](#) [RC1005J180CS](#) [RC1005J181CS](#) [RC1005J202CS](#) [RC1005J391CS](#)
[RC1005J512CS](#) [RC1005J683CS](#) [RC1005J823CS](#) [RC1608F333CS](#) [RC1608F5110CS](#) [RC1608J121CS](#) [RC2012F2493CS](#) [RC2012F2740CS](#)
[RC2012J105CS](#)