

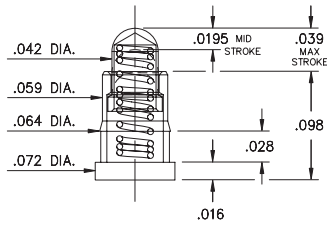
SPRING-LOADED PINS

DISCRETE SPRING-LOADED CONTACTS • SURFACE MOUNT

0900-0

0900-0-15-20-76-14-11-0

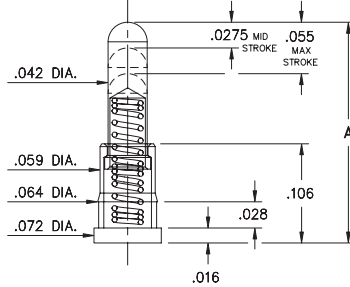
"Legacy P/N 0900-0-00-00-00-00-11-0"
Short stroke, Surface mount



0900-1 ⇨ 4,8

0900-X-15-20-75-14-11-0

"Legacy P/N 0900-X-00-00-00-00-11-0"
Standard stroke, Surface mount



Basic Part Number Length A

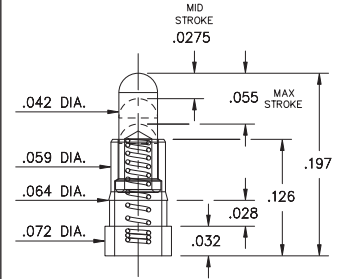
0900-1	.177
0900-2	.197
0900-3	.217
0900-4	.236
*0900-8	.155

*0900-8 has a .0195 Mid. Stroke & .039 Max. Stroke
Order as:
0900-8-15-20-76-14-11-0

0934

0934-0-15-20-74-14-26-0

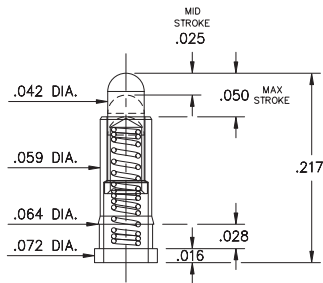
Standard stroke, Surface mount



0936

0936-0-15-20-7X-14-11-0

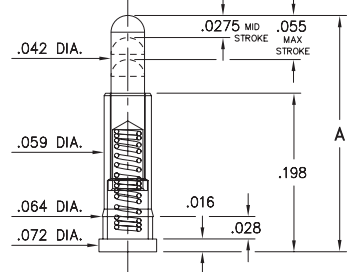
Standard stroke, Surface mount



0907-0 ⇨ 9

0907-X-15-20-75-14-11-0

Standard stroke, Surface mount, Mid profile
Also available with insulated sleeve, see page 19.4



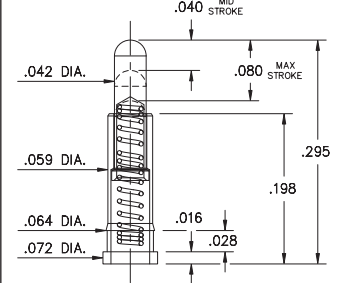
Basic Part Number Length A

0907-0	.255
0907-1	.275
0907-2	.295
0907-3	.315
0907-4	.335
0907-5	.350
0907-6	.370
0907-7	.390
0907-8	.410
0907-9	.430

0928

0928-0-15-20-77-14-11-0

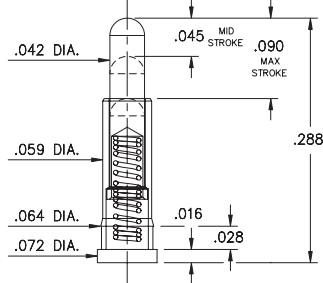
Long stroke, Surface mount



0913

0913-0-15-20-77-14-11-0

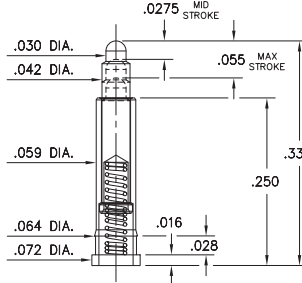
Long stroke, Surface mount, Mid profile



0925

0925-0-15-20-75-14-11-0

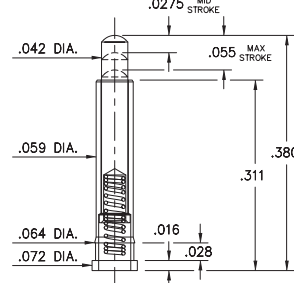
Standard stroke, Surface mount
Reduced plunger



0927

0927-0-15-20-7X-14-11-0

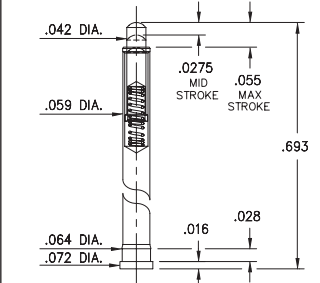
Standard stroke, Surface mount, Mid profile



0905

0905-0-15-20-7X-14-11-0

"Legacy P/N 0905-0-00-00-00-00-11-0"
Standard stroke, Surface mount, High profile



Material Specifications:

Sleeve & Plunger Material: Copper Alloy
Spring Material: Beryllium Copper
Sleeve & Plunger Finish: 20 μ" Gold over Nickel
Spring Finish: 10 μ" Gold over Nickel
Dimensions: Inches
Tolerances On: Lengths: ±.006
Diameters: ±.002
Angles: ±2°



Mechanical & Electrical Specifications:

Durability: Up to 1,000,000 cycles
Current Rating: 2A continuous, 3A peak
Contact Resistance: 20 mΩ max.
Environmental Specifications:
Operating temperature range:
-55/+125° C (discontinuous)

74, 75, 76, 77 Springs are not interchangeable

Order Code: 09XX - X - 15 - 20 - 7X - 14 - XX - 0

Spring Number

Spring Number	Mid. Stroke	Max. Stroke	Force @ Mid. Stroke	Initial Force (Pre-Load)
74	.0275	.055	50 g	15 g
75	.0275	.055	60 g	25 g
76	.0195	.039	60 g	25 g
77	.045	.090	60 g	25 g



X-ON Electronics

Largest Supplier of Electrical and Electronic Components

Click to view similar products for [Contact Probes](#) category:

Click to view products by [Mill-Max](#) manufacturer:

Other Similar products are found below :

[CT5253](#) [CT5082](#) [100039-033-958](#) [100077-003-0-0](#) [300122-031-1102](#) [R-2-RP-375](#) [S-4-C-5-G S/C](#) [300122-056-0203](#) [SS-75-B-2.4-G](#) [ICT-100-J-17-G](#) [SS-75-C-4.9-D D/C .620 OAL](#) [100165-033-952](#) [100024-002-942](#) [SS-75-E-4.9-D D/C .620 OAL](#) [SX-0-U-2.2-G D/C](#) [101740-028-948](#) [ICT-100-V8-8-G S/C](#) [ICT-075-B-10-G-S S/C](#) [S-2-D-8.3-G D/C](#) [S-2-D-10-G D/C](#) [GSS-19-7-G S/C OAL](#) [ICT-100-T-8-G S/C](#) [GSS-4-7-G S-0-B9-2.5-G S/C](#) [SS-40-J-2.4-G D/C](#) [S-0-A-2.2-D 660 S/C](#) [SS-50-J-3.3-D S/C](#) [S-0-V-3.7-G S/C](#) [SX-2-B-7-G D/C](#) [SX-1-U-6.6-G D/C](#) [SX-1-C-6.6-G D/C](#) [SS-75-D-4.9-D D/C .620 OAL](#) [SS-50-E-2.9-G S/C](#) [SS-40-J-1.8-G-N/L D/C](#) [SS-3-7-G S/C W/HOLE .373 OAL](#) [SS-18-7-G S/C W/HOLE .405 OAL](#) [SS-10-7-G S/C W/HOLE .373 OAL](#) [SS-1-7-G S/C W/HOLE .385 OAL](#) [SHE-5-H-18.7-G](#) [SHE-5-B-18.7-G](#) [SHE-5-A-18.7-G](#) [SHE-3-A-7-G](#) [SH-4-A-10-G S/C](#) [101057-001-952](#) [S-50C-HS-4.3-DG-S](#) [S-5-F-8-G S/C SS SPGS](#) [S-5-F-16.4-G S/C](#) [S-4-E-5-D S/C](#) [S-2-J-8.3-G D/C](#) [S-2-E-10-G D/C](#)