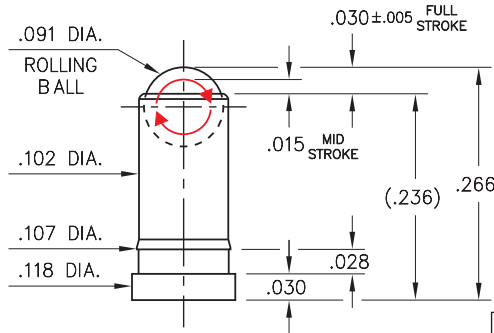


PRODUCT NUMBER: 0945-0-15-20-09-14-11-0

0945-0-15-20-09-14-11-0
 Omniball® Spring-Loaded Pin
 For lateral, sliding & rolling contact applications
 Surface mount on .128" Dia. min. solder pad



Standard Tolerances:
 Lengths: ±.006
 Diameters: ±.002
 Angles: ±2°

DESCRIPTION

Spring-Loaded Pin with No Tail

Durability:

100,000 to 1,000,000 Cycles

Current Rating:

3.5A continuous, 5A peak

Contact Resistance:

20 mΩ Max

Operating Temperature Range:

-55/+125° C (discontinuous)

Vibration:

No Elect. Discontinuity > 1μs @ 0-200 Hz, 10g

Shock:

No Elect. Discontinuity > 1μs @ 50g

Mounting Feature:

Surface Mount

Packaging: 15 - Packaged in Bulk

Shell Plating	Contact Plating	ROHS
----------------------	------------------------	-------------

20 μ" Gold over Nickel

10 μ" Gold over Nickel

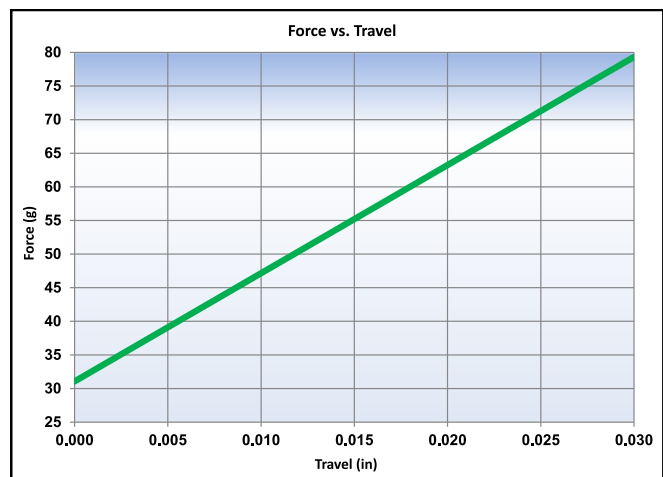


CONTACT:

#09 SPRING

STANDARD FORCE SPRING: 55 GRAMS FORCE @ MID STROKE; .030" FULL STROKE

Spring Material : Beryllium Copper Alloy 172
Mid. Stroke : .015" [0,38]
Full Stroke Capability : .030" ± .005" [0,76 ± 0,127]
Force @ Mid. Stroke : 55 g ± 10 g
Initial Force (Pre-Load) : 30 g



Stroke & force values are measured using spring pins with an internal construction per the design specification.
 Individual spring pin performance may vary from these values based on design differences.

Material	Beryllium Copper	Grams Force	55
Max Stroke	0.03		

CONTACT MATERIAL:

BERYLLIUM COPPER ALLOY 172 (UNS C17200) per ASTM B 194

Properties of BERYLLIUM COPPER:


- Chemical composition: Cu 98.1%, Be 1.9%
- Hardness: 36-43 Rockwell C
- Density: .298 lbs/in³
- Electrical Conductivity: 22% IACS*
- Resistance: 10 mΩ Max
- Operating Temperature: -55°C/+125°C
- Melting point: 980°C/865°C (liquidus/solidus)
- Stress Relaxation†: 96% of stress remains after 1,000 hours @ 100 °C; 70% of stress remains after 1,000 hours @ 200 °C

*International Annealed Copper Standard, i.e. as a % of pure copper.

†Since BeCu loses its spring properties over time at high temperatures; it is rated for continuous use up to 150°C. For applications up to 300°C, Mill-Max offers other materials. [Contact Tech Support](#) for more info.

ADDITIONAL NOTES & SPECIFICATIONS

In the interest of improved design, quality and performance, Mill-Max reserves the right to make changes in its specifications without prior notice. Specifications and tolerances are provided wherever possible. Due to the wide variety of interconnects Mill-Max offers, the specific tolerances vary from product to product. If you need information regarding the tolerance of a particular part, please contact Technical Services.

 © 2020 Mill-Max Mfg. Corp.
190 Pine Hollow Rd , Oyster Bay, NY 11771, USA
Phone: 516.922.6000

X-ON Electronics

Largest Supplier of Electrical and Electronic Components

Click to view similar products for [Contact Probes](#) category:

Click to view products by [Mill-Max](#) manufacturer:

Other Similar products are found below :

[CT5253](#) [CT5082](#) [100039-033-958](#) [100077-003-0-0](#) [300122-031-1102](#) [R-2-RP-375](#) [S-4-C-5-G S/C](#) [300122-056-0203](#) [SS-75-B-2.4-G](#) [ICT-100-J-17-G](#) [SS-75-C-4.9-D D/C .620 OAL](#) [100165-033-952](#) [100024-002-942](#) [SS-75-E-4.9-D D/C .620 OAL](#) [SX-0-U-2.2-G D/C](#) [101740-028-948](#) [ICT-100-V8-8-G S/C](#) [ICT-075-B-10-G-S S/C](#) [S-2-D-8.3-G D/C](#) [S-2-D-10-G D/C](#) [GSS-19-7-G S/C OAL](#) [ICT-100-T-8-G S/C](#) [GSS-4-7-G S-0-B9-2.5-G S/C](#) [SS-40-J-2.4-G D/C](#) [S-0-A-2.2-D 660 S/C](#) [SS-50-J-3.3-D S/C](#) [S-0-V-3.7-G S/C](#) [SX-2-B-7-G D/C](#) [SX-1-U-6.6-G D/C](#) [SX-1-C-6.6-G D/C](#) [SS-75-D-4.9-D D/C .620 OAL](#) [SS-50-E-2.9-G S/C](#) [SS-40-J-1.8-G-N/L D/C](#) [SS-3-7-G S/C W/HOLE .373 OAL](#) [SS-18-7-G S/C W/HOLE .405 OAL](#) [SS-10-7-G S/C W/HOLE .373 OAL](#) [SS-1-7-G S/C W/HOLE .385 OAL](#) [SHE-5-H-18.7-G](#) [SHE-5-B-18.7-G](#) [SHE-5-A-18.7-G](#) [SHE-3-A-7-G](#) [SH-4-A-10-G S/C](#) [101057-001-952](#) [S-50C-HS-4.3-DG-S](#) [S-5-F-8-G S/C SS SPGS](#) [S-5-F-16.4-G S/C](#) [S-4-E-5-D S/C](#) [S-2-J-8.3-G D/C](#) [S-2-E-10-G D/C](#)