

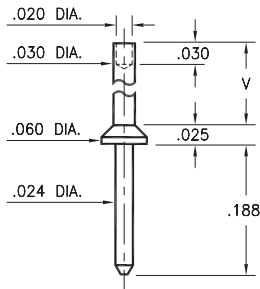
MALE PCB PINS

PRINTED CIRCUIT PINS

3117

3117-X-00-XX-00-00-08-0

Swage mount in .035 hole

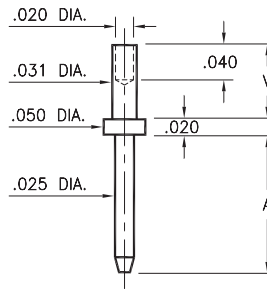


Basic Part Number	Board Thickness	Length V
3117-1	.031	.047
3117-2	.062	.078
3117-3	.094	.110
3117-4	.125	.141

3114/3115

311X-X-00-XX-00-00-08-0

Swage mount in .035 mounting hole

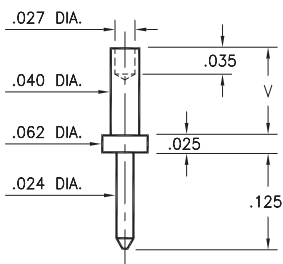


Basic Part Number	Board Thickness	Length A	Length V
3114-1	.031	.150	.051
3114-2	.062	.150	.082
3115-1	.031	.300	.051
3115-2	.062	.300	.082

3112

3112-X-00-XX-00-00-08-0

Swage mount in .043 hole

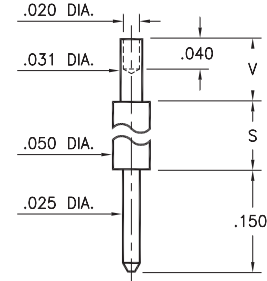


Basic Part Number	Board Thickness	Length V
3112-1	.031	.051
3112-2	.062	.082
3112-3	.094	.113

3118/3119

311X-X-00-XX-00-00-08-0

Swage mount in .035 hole

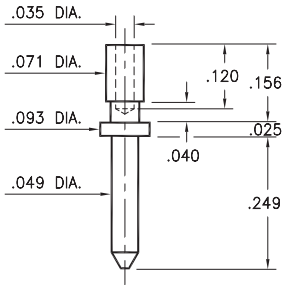


Basic Part Number	Board Thickness	Length S	Length V
3118-1	.031	.170	.051
3118-2	.062	.170	.082
3119-1	.031	.420	.051
3119-2	.062	.420	.082

3139

3139-0-00-XX-00-00-08-0

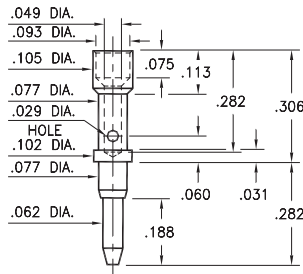
Wire crimp termination. Accepts wire sizes 24 AWG Max. / 28 AWG Min.



3602

3602-0-07-XX-00-00-08-0

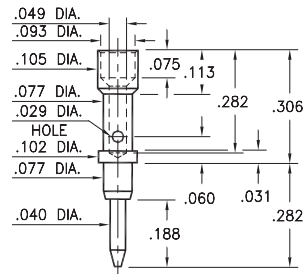
Annealed
Wire crimp termination. Accepts wire sizes 20 AWG Max. / 24 AWG Min.



3603

3603-0-07-XX-00-00-08-0

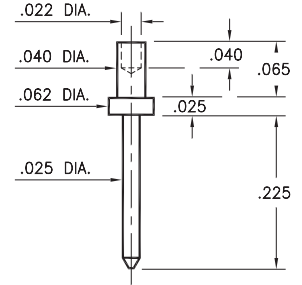
Annealed
Wire crimp termination. Accepts wire sizes 20 AWG Max. / 24 AWG Min.



3131

3131-1-00-XX-00-00-08-0

Swage mount in .043 hole



SPECIFICATIONS:

Pin Material: Brass Alloy 360, 1/2 Hard
(Except swage pins which are annealed)

Dimensions: Inches

Tolerances On: Lengths: ±.005
Diameters: ±.002
Angles: ±2°



ORDER CODE: XXXX - X - 0X - XX - 00 - 00 - XX - 0

BASIC PART #

SPECIFY PIN FINISH:

- 01 200 μ" TIN/LEAD OVER NICKEL
- ◆ 80 200 μ" TIN OVER NICKEL (RoHS)
- ◆ 15 10 μ" GOLD OVER NICKEL (RoHS)
- ◆ 21 20 μ" GOLD OVER NICKEL (RoHS)
- ◆ 34 50 μ" GOLD OVER NICKEL (RoHS)



X-ON Electronics

Largest Supplier of Electrical and Electronic Components

Click to view similar products for [Circuit Board Hardware - PCB category](#):

Click to view products by [Mill-Max manufacturer](#):

Other Similar products are found below :

[8919-0-00-15-00-00-03-0](#) [0132-0-15-01-30-27-04-0](#) [0135-0-15-01-30-27-04-0](#) [5970-1-15-01-32-14-04-0](#) [0132-0-15-15-30-27-04-0](#) [0135-0-15-15-30-27-04-0](#) [0149-0-15-15-30-27-04-0](#) [MBI 1 BLUE](#) [7305-0-15-15-47-14-10-0](#) [MKU 1 BLACK](#) [MLN 150/1 BLACK](#) [8579-0-15-80-11-27-10-0](#) [8579-1-15-15-11-27-10-0](#) [8637-0-15-15-21-14-10-0](#) [8830-0-15-01-22-14-10-0](#) [8836-0-00-21-00-00-03-0](#) [PRUEF 2 RED](#) [9976-0-00-00-00-00-03-0](#) [1178-0-01-80-00-00-03-0](#) [PW1616](#) [1215-3-05-00-00-00-01-0](#) [1303-0-15-15-47-14-04-0](#) [1404-3](#) [1404-4](#) [1406-4](#) [1407-3](#) [1406-3](#) [1407-4](#) [1408-3](#) [1424-4](#) [1426-3](#) [1427-3](#) [1427-4](#) [1428-3](#) [1419-4](#) [1424-3](#) [1426-4](#) [1428-4](#) [MPS 1 BLACK](#) [1520150-1](#) [1548-103](#) [1801-0-15-15-30-27-04-0](#) [1938-0-00-00-00-00-03-0](#) [1942-0-00-00-00-00-03-0](#) [2101-3-00-44-00-00-07-0](#) [2104-2-01-44-00-00-07-0](#) [2108-2-00-50-00-00-07-0](#) [2108-3-00-44-00-00-07-0](#) [2109-2-00-44-00-00-07-0](#) [2110-2-00-44-00-00-07-0](#)