


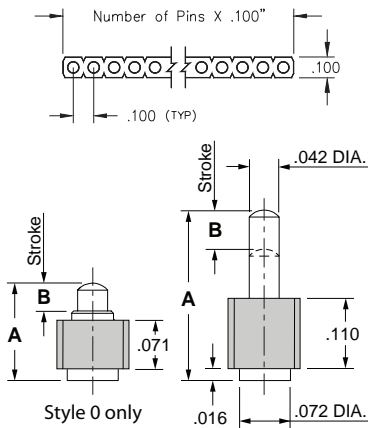
# SPRING-LOADED CONNECTORS

## SERIES 811 & 813 • .100" GRID SURFACE MOUNT, LOW PROFILE • SINGLE AND DOUBLE ROW STRIPS

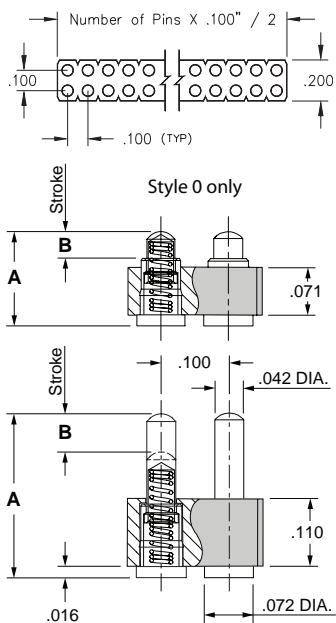


- Modular contacts for use on .100" grid, available in five heights from .137" to .236", supplied in single and double row contact strips
- Precision-machined piston / base and gold-plated components assure a 1,000,000 cycle life durability
- Pistons have a long stroke relative to the low profile of the assembly
- Low resistance, high current contacts are rated at 2 amps continuous, 3 amps peak
- High temperature thermoplastic insulators are suitable for surface mount processes
- Both 811 & 813 series, contact styles 1 through 4, are available on 32mm wide carrier tape and fitted with vacuum pick-up clips for automated pick and place assembly. Tape and Reel packaging per EIA-481. See page 12 for strip lengths available and ordering information

### SINGLE ROW Series 811



### DOUBLE ROW Series 813



## ORDERING INFORMATION

### Single Row Series 811

811-22-0XX-30-00X101

Specify number of contacts 01-64

Specify contact style 0-4

### Double Row Series 813

813-22-0XX-30-00X101

Specify number of contacts 04-72

Specify contact style 0-4

For 811 and 813 Tape & Reel packaging, see page 12

CONTACT STYLE	INITIAL HEIGHT A	MAX. STROKE B
0	.137	.039
1	.177	.045
2	.197	.055
3	.217	.055
4	.236	.055

## Technical Specifications

### Materials:

Contact piston & base: Machined copper alloy plated 20 $\mu$ " gold over 100 $\mu$ " nickel  
 Spring: Beryllium copper-plated 10 $\mu$ " gold  
 Insulator: High temperature thermoplastic, rated UL94 V-0

### Mechanical:

Spring force @ initial height (A): 25 grams  
 Spring force @ mid stroke (B/2): 60 grams  
 Durability: 1,000,000 cycles  
 Coplanarity: .005" (Single Row up to 10 pins; Double Row up to 20 pins),  
 For higher pin counts, contact Technical Support

### Electrical:


Voltage rating: 100Vrms/150Vdc  
 Current rating: 2A (continuous), 3A (peak) per contact  
 Contact resistance: 20m $\Omega$  max.  
 Insulation resistance: 10,000M $\Omega$  min.  
 Dielectric strength: 700Vrms min.  
 Capacitance: 1pF max.

RoHS-2  
2011/65/EU



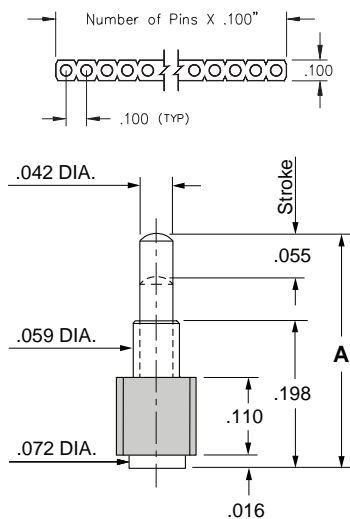
# SPRING-LOADED CONNECTORS

## SERIES 812 & 814 • .100" GRID SURFACE MOUNT, MID PROFILE • SINGLE AND DOUBLE ROW STRIPS

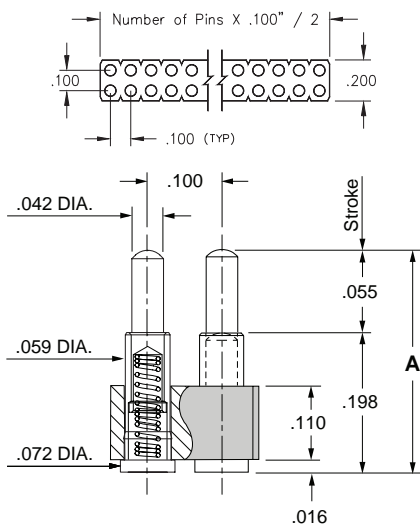


- Modular contacts for use on .100" grid, available in ten heights from .255" to .430", supplied in single and double row contact strips
- Precision-machined piston / base and gold-plated components assure a 1,000,000 cycle life durability
- Extended body provides greater bearing surface for increased strength & plunger protection
- Low resistance, high current contacts are rated at 2 amps continuous, 3 amps peak
- High temperature thermoplastic insulators are suitable for surface mount processes
- Both 812 & 814 series, contact styles 0 through 9, are available on 32mm or 44mm wide carrier tape and fitted with vacuum pick-up clips for automated pick and place assembly. Tape and Reel packaging per EIA-481. See page 12 for strip lengths available and ordering information

### SINGLE ROW Series 812



### DOUBLE ROW Series 814



## ORDERING INFORMATION

### Single Row Series 812

812-22-0XX-30-00X101

Specify number of contacts 02-64      Specify contact style 0-9

### Double Row Series 814

814-22-0XX-30-00X101

Specify number of contacts 04-72      Specify contact style 0-9

For 812 and 814 Tape & Reel packaging, see page 12

CONTACT STYLE	INITIAL HEIGHT A	CONTACT STYLE	INITIAL HEIGHT A
0	.255	5	.350
1	.275	6	.370
2	.295	7	.390
3	.315	8	.410
4	.335	9	.430

## Technical Specifications

### Materials:

Contact piston & base: Machined copper alloy plated 20μ" gold over 100μ" nickel  
 Spring: Beryllium copper-plated 10μ" gold  
 Insulator: High temperature thermoplastic, rated UL94 V-0

### Mechanical:

Spring force @ initial height (A): 25 grams  
 Spring force @ mid stroke (.0275"): 60 grams  
 Durability: 1,000,000 cycles  
 Coplanarity: .005" (Single Row up to 10 pins; Double Row up to 20 pins),  
 For higher pin counts, contact Technical Support

### Electrical:


Voltage rating: 100Vrms/150Vdc  
 Current rating: 2A (continuous), 3A (peak) per contact  
 Contact resistance: 20mΩ max.  
 Insulation resistance: 10,000MΩ min.  
 Dielectric strength: 700Vrms min.  
 Capacitance: 1pF max.

RoHS-2  
2011/65/EU



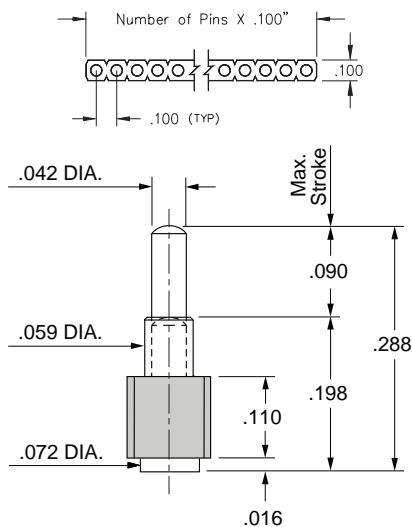
# SPRING-LOADED CONNECTORS

## SERIES 819 & 820 • .100" GRID SURFACE MOUNT, LONG STROKE • SINGLE AND DOUBLE ROW STRIPS

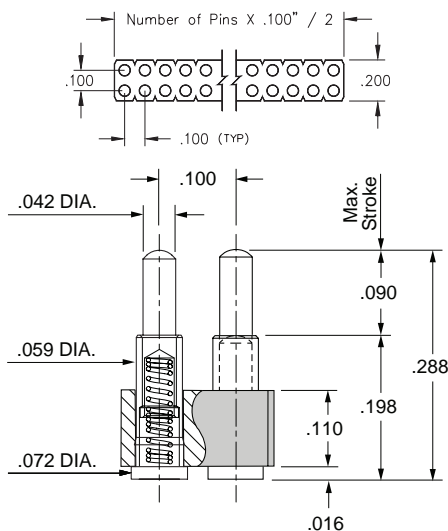


- Modular contacts for use on .100" grid, available in a height of .288", supplied in single and double row contact strips
- Precision-machined piston / base and gold-plated components assure a 1,000,000 cycle life durability
- Pistons have a .045" mid. stroke and a .090" max. stroke
- Low resistance, high current contacts are rated at 2 amps continuous, 3 amps peak
- High temperature thermoplastic insulators are suitable for surface mount processes
- Both 819 & 820 series contact strips are designed for placement onto a Ø.082" solder pad prior to reflow soldering
- Tape and Reel packaging available, contact Technical Support

### SINGLE ROW Series 819



### DOUBLE ROW Series 820



## ORDERING INFORMATION

### Single Row Series 819

819-22-0XX-30-001101

Specify number of contacts 01-64

### Double Row Series 820

820-22-0XX-30-001101

Specify number of contacts 04-72

## Technical Specifications

### Materials:

Contact piston & base: Machined copper alloy plated 20 $\mu$ " gold over 100 $\mu$ " nickel  
 Spring: Beryllium copper-plated 10 $\mu$ " gold  
 Insulator: High temperature thermoplastic, rated UL94 V-0

### Mechanical:

Spring force @ initial height: 25 grams  
 Spring force @ mid stroke (.045"): 60 grams  
 Durability: 1,000,000 cycles

### Electrical:


Voltage rating: 100Vrms/150Vdc  
 Current rating: 2A (continuous), 3A (peak) per contact  
 Contact resistance: 20m $\Omega$  max.  
 Insulation resistance: 10,000M $\Omega$  min.  
 Dielectric strength: 700Vrms min.  
 Capacitance: 1pF max.

RoHS-2  
2011/65/EU



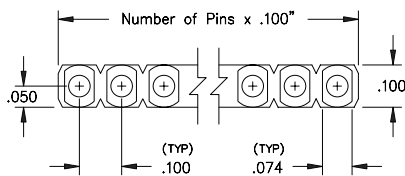
# SPRING-LOADED CONNECTORS

## SERIES 810 • .100" GRID HORIZONTAL SURFACE MOUNT • SINGLE ROW STRIPS

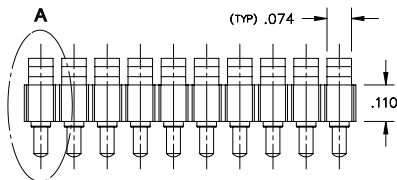


- Modular contacts for use on .100" grid, supplied in single row contact strips. Piston action is parallel to the board surface
- Ideal for daisy chaining of P.C.B.'s when mated with right angle target connectors (series 399...10-008) or for mating boards in a perpendicular orientation
- Precision-machined piston / base and gold-plated components assure a 1,000,000 cycle life durability
- Pistons have a .045" mid. stroke & .090" max. stroke
- Low resistance, high current contacts are rated at 2 amps continuous, 3 amps peak
- High temperature thermoplastic insulators are suitable for surface mount processes
- 810 series contact strips are designed for manual placement onto solder pads

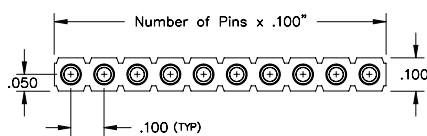
### SINGLE ROW Series 810



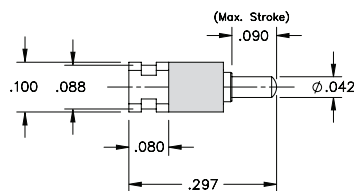
#### TOP VIEW



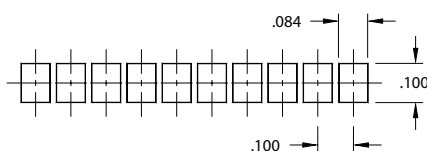
#### FRONT VIEW



#### DETAIL 'A'



#### Suggested P.C.B. FOOTPRINT



Coplanarity .005". For Pin Counts >10 positions consult Technical Support

## ORDERING INFORMATION

### Single Row Series 810

810-22-0XX-40-001101

Specify number of contacts 01-10

## Technical Specifications

#### Materials:

Contact piston & base: Machined copper alloy plated 20μ" gold over 100μ" nickel  
 Spring: Beryllium copper-plated 10μ" gold  
 Insulator: High temperature thermoplastic, rated UL94 V-0

#### Mechanical:

Spring force @ initial height: 25 grams  
 Spring force @ mid stroke (.045"): 60 grams  
 Durability: 1,000,000 cycles

#### Electrical:


Voltage rating: 100Vrms/150Vdc  
 Current rating: 2A (continuous), 3A (peak) per contact  
 Contact resistance: 20mΩ max.  
 Insulation resistance: 10,000MΩ min.  
 Dielectric strength: 700Vrms min.  
 Capacitance: 1pF max.

RoHS - 2  
2011/65/EU



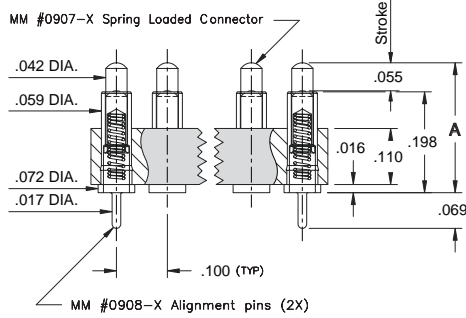
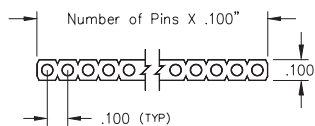
# SPRING-LOADED CONNECTORS

## SERIES 812 & 814 • .100" GRID SURFACE MOUNT WITH ALIGNMENT PINS • SINGLE AND DOUBLE ROW STRIPS



- Modular contacts for use on .100" grid, available in ten heights from .255" to .430", supplied in single and double row contact strips
- Precision-machined piston / base and gold-plated components assure a 1,000,000 cycle life durability
- Pistons have a .0275" mid stroke & .055" max. stroke
- Low resistance, high current contacts are rated at 2 amps continuous, 3 amps peak
- High temperature thermoplastic insulators are suitable for surface mount processes
- Both 812 & 814 series contact strips are designed for manual placement, .023 ±.003" plated through-holes in the circuit board are required for the alignment pins prior to intrusive reflow soldering

### SINGLE ROW Series 812



## ORDERING INFORMATION

### Single Row Series 812...01X101

812-22-0XX-30-01X101

Specify number of contacts 03-64

Specify contact style 0-9

### Double Row Series 814...01X101

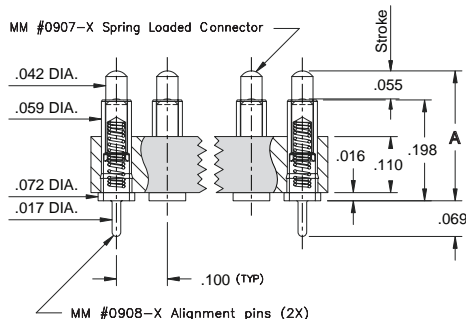
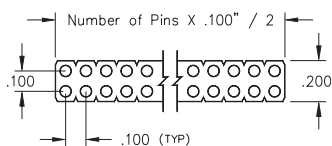
814-22-0XX-30-01X101

Specify number of contacts 06-72

Specify contact style 0-9

CONTACT STYLE	INITIAL HEIGHT A	CONTACT STYLE	INITIAL HEIGHT A
0	.255	5	.350
1	.275	6	.370
2	.295	7	.390
3	.315	8	.410
4	.335	9	.430

### DOUBLE ROW Series 814



### Technical Specifications

#### Materials:

Contact piston & base: Machined copper alloy plated 20μ" gold over 100μ" nickel  
 Spring: Beryllium copper-plated 10μ" gold  
 Insulator: High temperature thermoplastic, rated UL94 V-0

#### Mechanical:

Spring force @ initial height (A): 25 grams  
 Spring force @ mid stroke (.0275"): 60 grams  
 Durability: 1,000,000 cycles

#### Electrical:

Voltage rating: 100Vrms/150Vdc  
 Current rating: 2A (continuous), 3A (peak) per contact  
 Contact resistance: 20mΩ max.  
 Insulation resistance: 10,000MΩ min.  
 Dielectric strength: 700Vrms min.  
 Capacitance: 1pF max.

RoHS-2  
2011/65/EU



# SPRING-LOADED CONNECTORS

## SERIES 811, 812, 813, 814 • .100" GRID SURFACE MOUNT • CARRIER TAPE AND PACKAGING

### Ordering Information for Series 811/812/813/814 in Carrier Tape

Single Row Series 811	Double Row Series 813
<p>811-22-0XX-30-00X191</p> <p>Specify contact style 0-4 Specify number of contacts 02-08 (32mm wide tape, 400 parts per 13" reel)</p>	<p>813-22-0XX-30-00X191</p> <p>Specify contact style 0-4 Specify number of contacts 04-16 (32mm wide tape, 400 parts per 13" reel)</p>
Single Row Series 811	Double Row Series 813
<p>811-22-0XX-30-00X191</p> <p>Specify contact style 1-4 Specify number of contacts 09-12 (44mm wide tape, 200 parts per 13" reel)</p>	<p>813-22-0XX-30-00X191</p> <p>Specify contact style 1-4 Specify number of contacts 18-24 (44mm wide tape, 200 parts per 13" reel)</p>
Single Row Series 812	Double Row Series 814
<p>812-22-0XX-30-00X191</p> <p>Specify contact style 0-2 Specify number of contacts 02-08 (32mm wide tape, 400 parts per 13" reel)</p>	<p>814-22-0XX-30-00X191</p> <p>Specify contact style 0-2 Specify number of contacts 04-16 (32mm wide tape, 400 parts per 13" reel)</p>
Single Row Series 812	Double Row Series 814
<p>812-22-0XX-30-00X191</p> <p>Specify contact style 0-2 Specify number of contacts 09-12 (44mm wide tape, 200 parts per 13" reel)</p>	<p>814-22-0XX-30-00X191</p> <p>Specify contact style 0-2 Specify number of contacts 18-24 (44mm wide tape, 200 parts per 13" reel)</p>
Single Row Series 812	Double Row Series 814
<p>812-22-0XX-30-00X191</p> <p>Specify contact style 3-9 Specify number of contacts 02-12 (44mm wide tape, 200 parts per 13" reel)</p>	<p>814-22-0XX-30-00X191</p> <p>Specify contact style 3-9 Specify number of contacts 04-24 (44mm wide tape, 200 parts per 13" reel)</p>

## X-ON Electronics

Largest Supplier of Electrical and Electronic Components

*Click to view similar products for [Headers & Wire Housings](#) category:*

*Click to view products by [Mill-Max](#) manufacturer:*

Other Similar products are found below :

[95000-104TRLF](#) [10135584-644402LF](#) [DF62W-EP2022PCA](#) [95000-106TRLF](#) [DF62W-2022SCA](#) [DF62W-EP2022PC](#) [2203348](#) [DF62W-2022SC](#) [1084018](#) [1029039](#) [1084017](#) [802-10-012-10-002000](#) [1112640](#) [1112639](#) [891-007-9SS-BST1T](#) [000-34000](#) [0008550134](#) [0009482033](#) [0009507031](#) [57102-F02-18ULF](#) [57102-S06-03LF](#) [57202-S52-04LF](#) [PCN6-15S-2.5E](#) [0039019024](#) [58102-G61-06LF](#) [582553-1](#) [0009485154](#) [0009508121](#) [0022285053](#) [0050291907](#) [018731A](#) [LY20-4P-DT1-P1E-BR](#) [02.125.8002.8](#) [60101931](#) [60598-1 \(Cut Strip\)](#) [M1625-3R/100](#) [61062-3](#) [61082-181009](#) [CSU011177004](#) [636-1427](#) [638009-1](#) [641938-9](#) [641991-4](#) [644168-1](#) [644827-2](#) [647662-1](#) [65039-019ELF](#) [65692-001LF](#) [65781-018](#) [65781-047](#)