

RoHS

承認書

APPROVAL SHEET

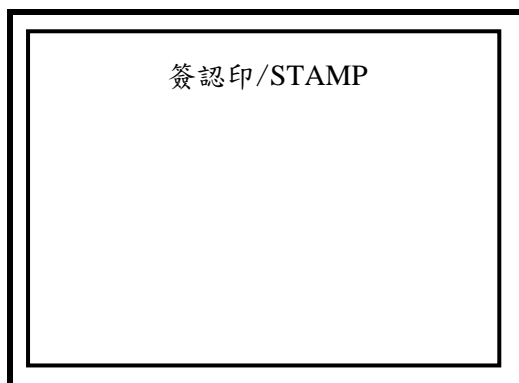
客戶名稱
CUSTOMER _____

客戶料號
CUSTOMER P/N _____

品名/規格
DESCRIPTION **SMD Power Inductors
UT6045N-Series**

登壹料號
MINGSTAR P/N _____

登壹送樣編號
MINGSTAR DWG# _____



DATE OF APPROVAL _____



登壹企業股份有限公司

MINGSTAR ELECTRONIC CORP.

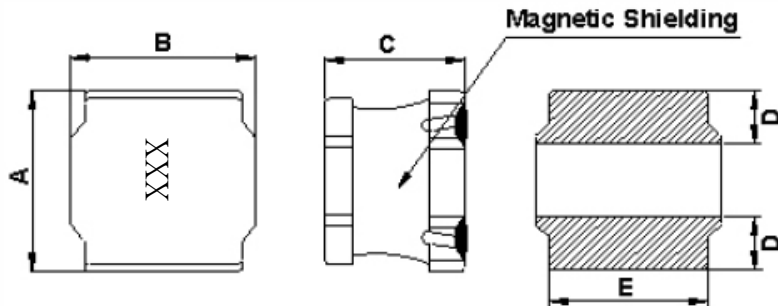
SALES	CHECKED & APPROVAL BY	DESIGNED BY	ISSUED BY
徐芳婷	姜杰文	姜法寶	王艷

DATE OF SAMPLING 2020/01/08

SPECIFICATION FOR APPROVAL

CUSTOMER		CUST P/N.	
ITEM	SMD Power Inductors	Description	UT6045N-Series
PART NO.		DATE	2020.1.8

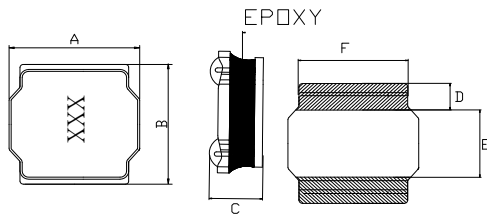
(1) DIMENSION(UNIT:mm)



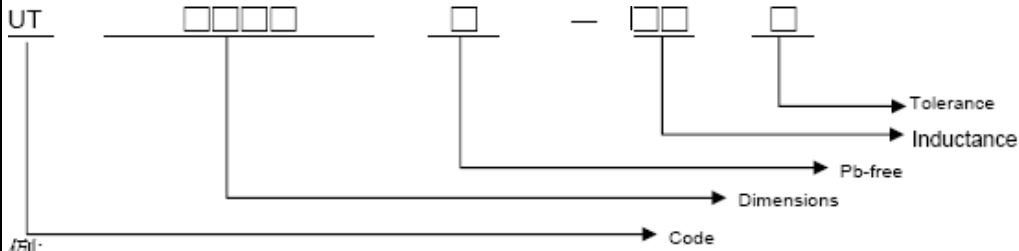
A	6.0±0.3	mm
B	6.0±0.3	mm
C	4.5 ^{+0.2} _{-0.3}	mm
D	1.8±0.3	mm
E	5.0(TYP)	mm

SMD類產品無鉛編碼原則

SMD Power Inductors



Product Identification



例:

UT	6045	N	—	XXX	X
1	2	3		4	5

1. Code(產品型號)
2. Dimensions(規格尺寸)
3. Pb-free(無鉛)
4. Inductance(電感值:1R1=1.1μH,101=100μH...)
5. Tolerance(誤差:J=±5%;K=±10%;L=±15%;M=±20%;N=±25%;P=±30%)

REMARK:

APPROVED	CHECKED	DRAWN BY
-----------------	----------------	-----------------

姜杰文

姜法寶

王艷

GRAPH

CUSTOMER:		Part No.		Test Q'ty:		PCS
CUST P/N.		Description:	UT6045N-Series	Date:	2020.1.8	

客戶P/N	Item	Inductance		DC Recistance	Isat	Irms	Test Frequency (KHz/V)
		μH	Tol(公差)	Ω(±30%)@20°C	A(Max)		
	UT6045N-1R0M	1.0	±20%	15.0mΩ(Max)	9.85	5.00	100KHz/1.0V
	UT6045N-1R5M 305-70501	1.5	±20%	15.0mΩ±30%	9.36	5.31	100KHz/1.0V
	UT6045N-1R8M	1.8	±20%	18.0mΩ±30%	5.60	5.40	100KHz/1.0V
	UT6045N-2R2M 305-70502	2.2	±20%	18.4mΩ±30%	7.92	4.59	100KHz/1.0V
	UT6045N-3R3M 305-70503	3.3	±20%	24.0mΩ±30%	6.75	3.87	100KHz/1.0V
	UT6045N-4R7M 305-70504	4.7	±20%	31.0mΩ±30%	6.03	3.51	100KHz/1.0V
	UT6045N-6R8M 305-70505	6.8	±20%	43.0mΩ±30%	4.77	2.88	100KHz/1.0V
	UT6045N-100M 305-70506	10.0	±20%	57.0mΩ±30%	4.05	2.43	100KHz/1.0V
	UT6045N-150M	15.0	±20%	77.0mΩ±30%	2.30	1.90	100KHz/1.0V
	UT6045N-220M	22.0	±20%	142.0mΩ(Max)	1.90	1.50	100KHz/1.0V
	UT6045N-330M	33.0	±20%	137.0mΩ±30%	1.65	1.45	100KHz/1.0V
	UT6045N-470M	47.0	±20%	220.0mΩ±30%	1.40	1.30	100KHz/1.0V
	UT6045N-680M	68.0	±20%	330.0mΩ(Max)	1.00	0.90	100KHz/1.0V
	UT6045N-101M	100.0	±20%	500.0mΩ±30%	0.80	0.70	100KHz/1.0V

Note:

1. Saturation Rated Current (Isat) The current when the inductance 30% lower its nominal value. (Ta=20°C)
2. temperature Rises Current: (Irms) The actual current when temperature coil becomes ΔT=40°C. (Ta=20°C)
3. Storage Temperature Range: -40°C +125°C.
4. Operating Temperature Range: -40°C +125°C.

REMARK:	APPROVED	CHECKED	DRAWN BY
	姜杰文	姜法寶	王艷

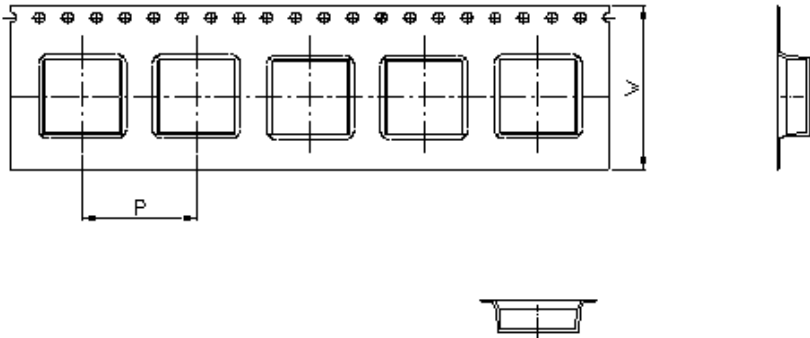
MINGSTAR ELECTRONIC CORP.

PACKING FOR SMD

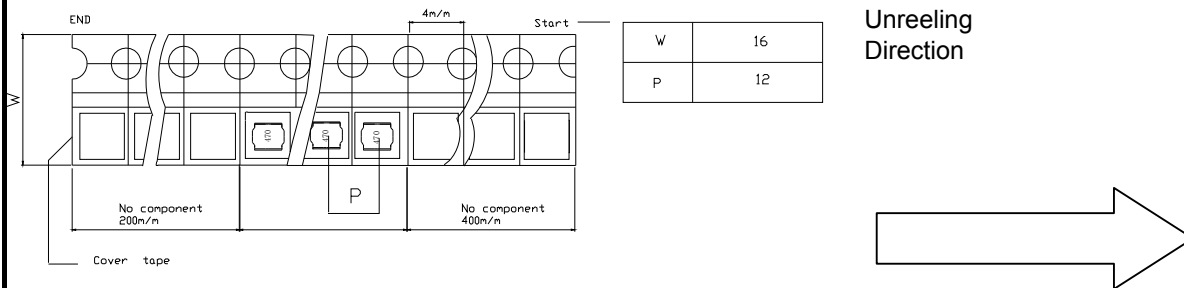
CUSTOMER		CUST P/N.	
ITEM	SMD Power Inductors	Description	UT6045N-Series
Part No.		DATE	2020.1.8

PACKAGING

1 CARRIER TAPE DIMENSIONS (mm)

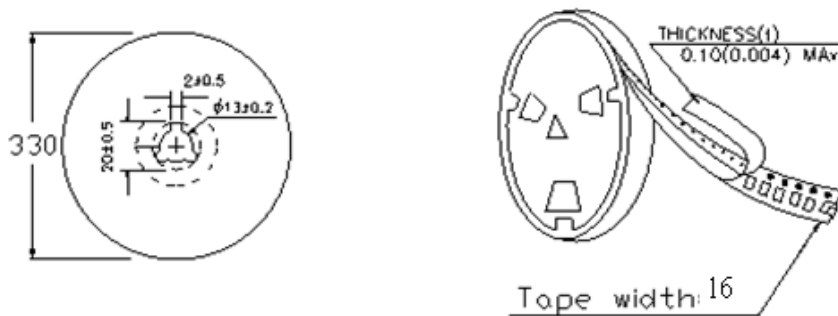


2 TAPING DIMENSIONS (mm)



备注：产品编好带后，卷盘的最外层为400mmMIN, 最里层为200mmMIN.

3 REEL DIMENSIONS (mm)



4. QUANTITY: 1000PCS/R 3000PCS/盒 6000PCS/箱

APPROVED: 姜杰文

CHECKED 姜法寶

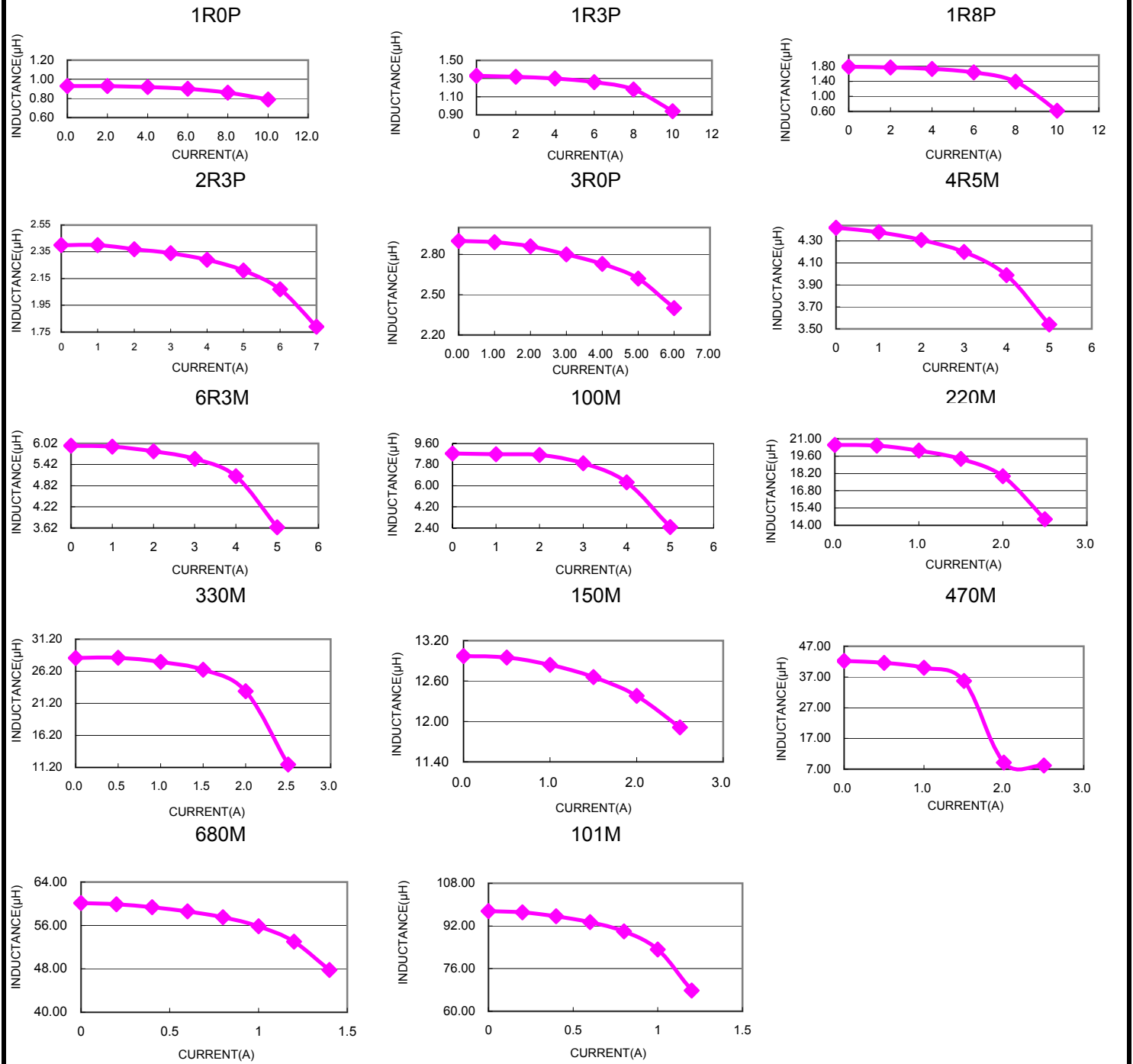
DRAWN BY: 王艷

MINGSTAR ELECTRONIC CORP.

GRAPH

CUSTOMER:	Part No.	Test Q'ty:	PCS
CUST P/N.	Description: UT6045N-Series	Date: 2020.1.8	

CURRENT VS INDUCTANCE



	APPROVED	CHECKED	DRAWN BY
	Simon	辛海峰	王艷

MINGSTAR ELECTRONIC CORP.

SPECIFICATION FOR APPROVAL

Warranty (保證書)

All standard parts guaranteed to be free defects in material and workmanship, and are warranted to meet the MINGSTAR published. No other warranty expressed or implied is made by MINGSTAR. All special parts manufactured to a customer's specification are guaranteed to the extent agreed upon in writing between MINGSTAR and the users.

MINGSTAR will repair/replace units the following conditions:

1. The buyer must notify MINGSTAR in writing 60 days of receipt of material, that they request authorization to return the parts. A description of the complaint and samples must be included.
2. MINGSTAR must determine to its satisfaction that the parts are defective, and the defect not due to misuse, accident, poor engineering practices or improper application.

MINGSTAR liability shall in no event exceed the cost of repair or replacement of its parts. This warranty does not extend to any materials that has been altered or repaired by others without our written authorization.

Under no circumstance shall MINGSTAR have any liability whatsoever for the loss of anticipated profits, interruption of operations, or for special, incidental or consequential damages.

所有標準件為無論材料及作業上的保證符合登壹公司之所發行之規格，但登壹公司不保證，無任何書面上之事項，客戶制訂之特殊規格產品必須依據登壹及客戶之間之書面上之同意。

在以下條件下登壹公司同意修繕／更換：

- 1.買方收到貨之後國內30天/國外60天之內，必須書面上通知登壹公司要求退貨，以上包含客戶抱怨及樣品。
- 2.登壹公司有權決定產品是否為確實不良，但不良不包含意外、操作錯誤、使用不當及人為因素所造成。
- 3.登壹公司所負責範圍不包含：修繕成本及材料之補充，此保證書不保證登壹公司書面授權者之外之修繕之前為。
- 4.本公司保留變更規格之權利。

登壹公司所負責之範圍不包含：利益之損失、生產線之停止，或特殊情況及意外之損壞。



登壹企業股份有限公司
MINGSTAR ELECTRONIC CORP.

Taiwan Office
(Headquarter)

新北市中和區中山路三段110號9樓
9F, No. 110, Sec 3, ZhongShan Road,
Chung Ho District, XinBei, Taiwan
TEL: 886-2-32346785
FAX: 886-2-32345282, 32345264

(Kai-P Factory)

廣東省開平市沙崗工業園興祥路44~46號
TEL: 86-750-2226899
FAX: 86-750-2226788

X-ON Electronics

Largest Supplier of Electrical and Electronic Components

Click to view similar products for [Fixed Inductors](#) category:

Click to view products by [MINGSTAR](#) manufacturer:

Other Similar products are found below :

[CR32NP-151KC](#) [CR32NP-180KC](#) [CR32NP-181KC](#) [CR32NP-1R5MC](#) [CR32NP-390KC](#) [CR32NP-3R9MC](#) [CR32NP-680KC](#) [CR32NP-820KC](#) [CR32NP-8R2MC](#) [CR43NP-390KC](#) [CR43NP-560KC](#) [CR43NP-680KC](#) [CR54NP-181KC](#) [CR54NP-470LC](#) [CR54NP-820KC](#) [CR54NP-8R5MC](#) [70F224AI](#) [MGDQ4-00004-P](#) [MHL1ECTTP18NJ](#) [MHQ1005P10NJ](#) [MHQ1005P1N0S](#) [MHQ1005P2N4S](#) [MHQ1005P3N6S](#) [MHQ1005P5N1S](#) [MHQ1005P8N2J](#) [PE-51506NL](#) [PE-53601NL](#) [PE-53602NL](#) [PE-53630NL](#) [PE-53824SNLT](#) [PE-92100NL](#) [PG0434.801NLT](#) [PG0936.113NLT](#) [9220-20](#) [9310-16](#) [PM06-2N7](#) [PM06-39NJ](#) [A01TK](#) [1206CS-471XJ](#) [HC2LP-R47-R](#) [HC2-R47-R](#) [HC3-2R2-R](#) [HCF1305-3R3-R](#) [1206CS-151XG](#) [RCH664NP-140L](#) [RCH664NP-4R7M](#) [RCH8011NP-221L](#) [RCP1317NP-332L](#) [RCP1317NP-391L](#) [RCR1010NP-470M](#)