



Coaxial Cable

086 KM Model Series

50Ω DC to 40 GHz



CASE STYLE: RQ2535-XX

XX= cable length in inches

The Big Deal

- Hand Formable
- Tight Bend-Radius
- Excellent Return Loss and Insertion Loss
- Ideal for interconnect of assembled systems

Product Overview

The 086 Series Hand-Flex Coaxial Cables are ideal for interconnection of coaxial components or sub-systems. The construction includes a gold-plated beryllium copper center conductor which maintains the shape after bending. The outer shield is copper braid, tin soaked, which minimizes signal leakage and at the same time flexible for easy bend. Dielectric is low loss PTFE. Connectors have passivated stainless-steel coupling nut over a gold plated connector body.

Key Features

| Feature | Advantages |
|--|--|
| Hand-Formable RF Cables | The 086 Series Hand-Flex cables are hand formable making them ideal for use integrating coaxial components and sub-assemblies without the need for special cable-bending tools and alleviating the risk of damage during the bending process typical of semi-rigid coaxial cable assemblies. |
| Tight Bend Radius | Capable of only 6mm bend radius, the 086 Hand Flex series is able to make connections in tight spaces making these cables ideal for dense system integration |
| Excellent Return loss: • 25 dB typ. to 18 GHz • 27 dB typ. to 40 GHz | The 086 Series Hand-Flex Cables are ideally suited for interconnecting a wide variety of RF components while minimizing VSWR ripple contribution due to mating cables & connectors. |
| Good Power Handling Capability: • 61W at 1 GHz • 7W at 40 GHz | Mini-Circuits 086 Cable series can support medium to high RF power levels enabling these cables to be used in the transmit path. NOTE: power rating is at sea-level altitudes. |
| Built in Anti-torque nut | Mini-Circuits 086 Series Hand Flex cables include an anti-torque feature to support the connector body during installation alleviating risk of stress to the connector/cable interface. |

Notes

- A. Performance and quality attributes and conditions not expressly stated in this specification document are intended to be excluded and do not form a part of this specification document.
 B. Electrical specifications and performance data contained in this specification document are based on Mini-Circuit's applicable established test performance criteria and measurement instructions.
 C. The parts covered by this specification document are subject to Mini-Circuits standard limited warranty and terms and conditions (collectively, "Standard Terms"); Purchasers of this part are entitled to the rights and benefits contained therein. For a full statement of the Standard Terms and the exclusive rights and remedies thereunder, please visit Mini-Circuits' website at www.minicircuits.com/MCLStore/terms.jsp





Coaxial Cable

50Ω 24 inch DC to 40 GHz

086-24KM+

Maximum Ratings

| | | |
|-----------------------------------|----------------|---------------|
| Operating Temperature | -55°C to 85°C | |
| Storage Temperature | -55°C to 85°C | |
| Power Handling at 25°C, Sea Level | 61W at 1 GHz | 24W at 6 GHz |
| | 16W at 12 GHz | 12W at 18 GHz |
| | 9W at 26.5 GHz | 7W at 40 GHz |

Permanent damage may occur if any of these limits are exceeded.

Features

- Wideband frequency coverage, DC to 40 GHz
- Low Loss, 3.9 dB typ. at 40 GHz
- Excellent Return Loss, 27 dB typ. at 40 GHz
- Hand formable to almost any custom shape without special bending tools
- 6mm bend radius for tight installations
- Anti-torque nut prevents cable stress during installation
- Insulated outer jacket standard
- Connector interface, meets MIL-STD-348
- **Ideal for interconnect of assembled systems**

Applications

- Replacement for custom bent 0.086" semi-rigid cables
- Communication receivers and transmitters
- Military and aerospace system
- Environmental and test chambers



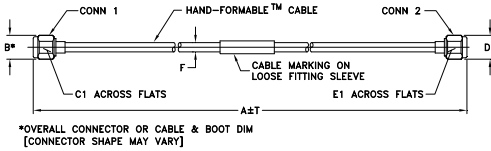
CASE STYLE: RQ2535-24

| Connectors | Model |
|-------------|-----------|
| 2.92mm Male | 086-24KM+ |

+RoHS Compliant

The +Suffix identifies RoHS Compliance. See our web site for RoHS Compliance methodologies and qualifications

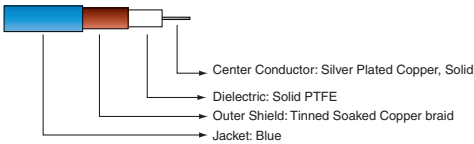
Outline Drawing



Outline Dimensions (inch/mm)

| A | B | C1 | C2 | D |
|--------|------|------|------|-------|
| 24.0 | .36 | .315 | -- | .36 |
| 609.60 | 9.14 | 8.00 | -- | 9.14 |
| E1 | E2 | F | T | wt |
| .315 | -- | .104 | .08 | grams |
| 8.00 | -- | 2.64 | 2.03 | 21.13 |

Cable Construction



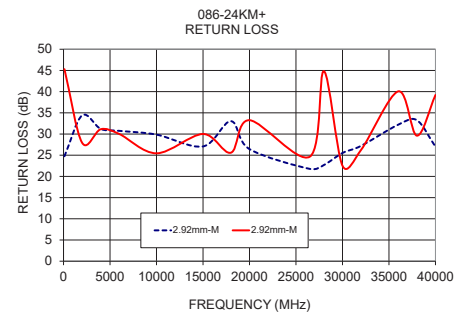
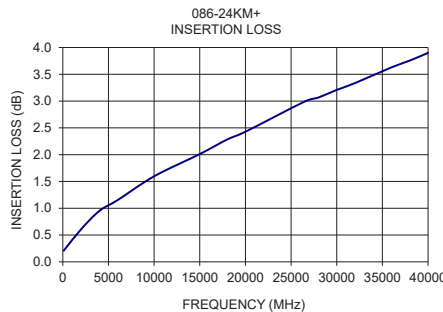
Connectors: Coupling Nut: Stainless Steel Passivated
Body: Brass Gold Plated
Center Pin: Beryllium Copper, Gold Plated

Electrical Specifications at 25°C

| Parameter | Condition (GHz) | Min. | Typ. | Max. | Unit |
|-----------------|-----------------|------|------|------|--------|
| Frequency Range | | DC | | 40 | GHz |
| Length | | | 24 | | inches |
| Insertion Loss | DC - 6 | — | 0.7 | 1.6 | dB |
| | 6 - 18 | — | 1.4 | 2.8 | |
| | 18 - 26.5 | — | 2.5 | 3.4 | |
| | 26.5 - 40 | — | 3.2 | 4.3 | |
| Return Loss | DC - 18 | 18 | 32 | — | dB |
| | 18 - 40 | 15 | 27 | — | |

Typical Performance Data

| Frequency (MHz) | Insertion Loss (dB) | Return Loss (dB) | |
|-----------------|---------------------|------------------|-------------|
| | | 2.92mm-Male | 2.92mm-Male |
| 100 | 0.2 | 24.8 | 45.3 |
| 2000 | 0.6 | 34.4 | 27.9 |
| 4000 | 1.0 | 31.2 | 31.1 |
| 6000 | 1.2 | 30.7 | 30.0 |
| 10000 | 1.6 | 29.9 | 25.4 |
| 15000 | 2.0 | 27.1 | 30.0 |
| 18000 | 2.3 | 33.0 | 25.6 |
| 20000 | 2.4 | 26.4 | 33.3 |
| 26500 | 3.0 | 21.8 | 24.7 |
| 28000 | 3.1 | 22.7 | 44.8 |
| 30000 | 3.2 | 25.5 | 22.5 |
| 32000 | 3.3 | 27.2 | 26.3 |
| 36000 | 3.6 | 32.2 | 40.1 |
| 38000 | 3.8 | 33.3 | 29.6 |
| 40000 | 3.9 | 27.0 | 39.2 |



Notes

- Performance and quality attributes and conditions not expressly stated in this specification document are intended to be excluded and do not form a part of this specification document.
- Electrical specifications and performance data contained in this specification document are based on Mini-Circuit's applicable established test performance criteria and measurement instructions.
- The parts covered by this specification document are subject to Mini-Circuits standard limited warranty and terms and conditions (collectively, "Standard Terms"); Purchasers of this part are entitled to the rights and benefits contained therein. For a full statement of the Standard Terms and the exclusive rights and remedies thereunder, please visit Mini-Circuits' website at www.minicircuits.com/WCLStore/terms.jsp




Proper Cable Connection Using Anti-Torque Nut


Mini-Circuits 086-series HandFlex™ interconnect cables are constructed with an anti-torque nut adjacent to the connector coupling nut. When used properly, this feature prevents possible damage to the cable due to torquing and twisting when tightening the cable connector.

To properly tighten the cable connector:

- 1) The cable connector includes a coupling nut which rotates to fasten the connector, and an anti-torque nut, which is fixed to prevent the cable from twisting during connection.



- 2) To properly tighten the cable, use a standard 1/4-inch open end wrench to brace the anti-torque nut.
- 3) Using a 5/16-inch open end wrench, rotate the coupling nut clockwise to tighten the cable connector.



***NOTE:** Mini-Circuits recommends using a 5/16-inch open end wrench calibrated to 8 inch-pounds maximum torque to prevent damage due to over-torquing the connector.

Notes

- A. Performance and quality attributes and conditions not expressly stated in this specification document are intended to be excluded and do not form a part of this specification document.
- B. Electrical specifications and performance data contained in this specification document are based on Mini-Circuit's applicable established test performance criteria and measurement instructions.
- C. The parts covered by this specification document are subject to Mini-Circuits standard limited warranty and terms and conditions (collectively, "Standard Terms"); Purchasers of this part are entitled to the rights and benefits contained therein. For a full statement of the Standard Terms and the exclusive rights and remedies thereunder, please visit Mini-Circuits' website at www.minicircuits.com/MCLStore/terms.jsp



X-ON Electronics

Largest Supplier of Electrical and Electronic Components

Click to view similar products for [RF Cable Assemblies](#) category:

Click to view products by [Mini-Circuits](#) manufacturer:

Other Similar products are found below :

[73-6352-10](#) [73-6353-3](#) [73-6364-6](#) [R285001001](#) [R288940004](#) [R288940005](#) [145111-05-12.00](#) [1661-C-24](#) [1801171170914KE](#) [24P104C24J1-012](#) [24P104C24P1-006](#) [24P104C24P1-018](#) [24P204C24J1-003](#) [172-2150-EX](#) [1800920920914PJ](#) [FCB-3030-ALT](#) [21117-046](#) [21117-050](#) [PCX-24-50](#) [24P103C24P2-003](#) [25P203C25P2-003](#) [PTWY-24-78](#) [R284008001](#) [R285001021](#) [R285426000](#) [R288940003](#) [R288940008](#) [RF179-74BJ3-77RP1-0305](#) [4814-BB-24](#) [5260-72](#) [JT2N1-CL1-1F](#) [DLP-COAX1](#) [4814-K-48](#) [115101-09-06.00](#) [CCNTN2-MM-LL335-26](#) [73-6351-25](#) [73-6352-3](#) [73-6353-25](#) [1800920920610PJ](#) [GD0BQ0BQ024.0](#) [1-3636-600-5210](#) [TL8A-11SMA-11SMA-01500-51](#) [R284C0351060](#) [R288940009](#) [R284C0351028](#) [R288940002](#) [9702-1SL-1](#) [PT82NSMA](#) [73-6353-10](#) [R285020301W](#)