

Coaxial

# Adapter 3.5mm-F to 3.5mm-F

**35FFL-35F50+**

50Ω DC to 33 GHz

## The Big Deal

- Ultra-wideband, DC to 33 GHz
- Flat response
- Low insertion loss, 0.13 dB
- Excellent VSWR, 1.08:1
- Built-in flange for mounting directly to panel of equipment casing.



CASE STYLE: DJ1821-2

## Product Overview

Mini-Circuits' 35FFL-35F50+ is a coaxial 3.5mm-F to 3.5mm-F adapter supporting a wide range of applications from DC to 33 GHz. This model provides excellent VSWR, low insertion loss, and flat response versus frequency. A built-in flange facilitates connections through equipment casing panels without the need for extra brackets or bulkhead adapters. The unit features rugged, passivated stainless steel construction with case body measuring 0.76" (l) x 0.34" (dia.) and flange area measuring 0.5 x 0.5".

## Key Features

Feature	Advantages
Wideband, DC to 33 GHz	Wide frequency range provides application flexibility and makes this model ideal for broadband and multi-band use.
Excellent VSWR, 1.08:1	Provides good matching for 50Ω systems and minimizes signal reflections across wide frequency range.
Low insertion loss, 0.13 dB	Provides excellent signal power transmission from input to output.
Rugged, passivated stainless steel construction.	Stands up to wear and tear in demanding environments and provides excellent reliability.
Very wide operating temperature range, -55 to +100°C	Withstands extreme operating conditions and is suitable for use near high power components where heat rise is common.
Built-in flange	Ideal for making secure connections directly through panels of equipment casing.

### Notes

- A. Performance and quality attributes and conditions not expressly stated in this specification document are intended to be excluded and do not form a part of this specification document.  
B. Electrical specifications and performance data contained in this specification document are based on Mini-Circuit's applicable established test performance criteria and measurement instructions.  
C. The parts covered by this specification document are subject to Mini-Circuits standard limited warranty and terms and conditions (collectively, "Standard Terms"); Purchasers of this part are entitled to the rights and benefits contained therein. For a full statement of the Standard Terms and the exclusive rights and remedies thereunder, please visit Mini-Circuits' website at [www.minicircuits.com/MCLStore/terms.jsp](http://www.minicircuits.com/MCLStore/terms.jsp)



# Coaxial Adapter 3.5mm-F to 3.5mm-F

50Ω DC to 33 GHz

## 35FFL-35F50+



Generic photo used for illustration purposes only  
CASE STYLE: DJ1821-2

Connectors	Model
3.5mm-Female	35FFL-35F50+

### +RoHS Compliant

The +Suffix identifies RoHS Compliance. See our web site for RoHS Compliance methodologies and qualifications

### Maximum Ratings

Operating Temperature -55°C to 100°C

Storage Temperature -55°C to 100°C

Permanent damage may occur if any of these limits are exceeded.

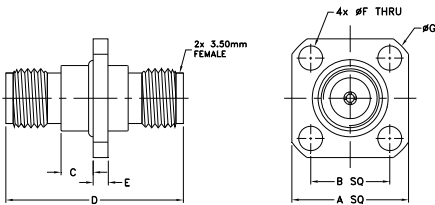
### Features

- flat response
- excellent VSWR, 1.05 typ. up to 18 GHz and 1.08 typ. up to 33 GHz
- low cost adapters, available from stock
- rugged stainless steel body, passivated
- 3.5 mm connector mates with SMA, K, 2.92 mm connectors
- four hole mount

### Applications

- interconnection of RF cable and equipment

### Outline Drawing



### Outline Dimensions (inch/mm)

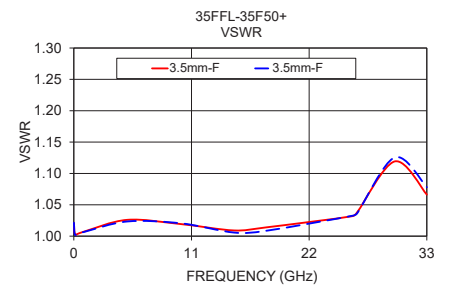
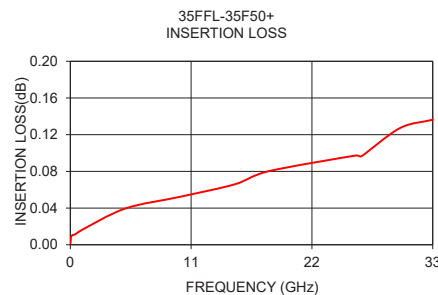
A	B	C	D	E	F	G	wt
.50	.340	.39	.76	.07	.102	.63	grams
12.7	8.6	9.9	19.3	1.78	2.59	16.0	3.6

### Electrical Specifications at 25°C

Parameter	Condition (GHz)	Min.	Typ.	Max.	Units
Frequency Range		DC		33	GHz
Insertion Loss	DC - 33	—	0.13	—	dB
VSWR	DC - 18	—	1.05	1.15	:1
	DC - 26.5	—	1.07	1.15	
	DC - 33	—	1.08	1.25	

### Typical Performance Data

Frequency (GHz)	Insertion Loss (dB)	VSWR (:1)	
		3.5mm-F	3.5mm-F
0.01	0.04	1.00	1.00
0.10	0.01	1.00	1.00
0.50	0.01	1.01	1.01
1.00	0.02	1.01	1.01
5.00	0.05	1.03	1.03
10.00	0.06	1.06	1.07
15.00	0.08	1.04	1.05
18.00	0.09	1.09	1.09
26.00	0.11	1.14	1.15
26.50	0.12	1.16	1.16
30.00	0.13	1.12	1.13
33.00	0.14	1.07	1.08



### Notes

- Performance and quality attributes and conditions not expressly stated in this specification document are intended to be excluded and do not form a part of this specification document.
- Electrical specifications and performance data contained in this specification document are based on Mini-Circuit's applicable established test performance criteria and measurement instructions.
- The parts covered by this specification document are subject to Mini-Circuits standard limited warranty and terms and conditions (collectively, "Standard Terms"); Purchasers of this part are entitled to the rights and benefits contained therein. For a full statement of the Standard Terms and the exclusive rights and remedies thereunder, please visit Mini-Circuits' website at [www.minicircuits.com/VCLStore/terms.jsp](http://www.minicircuits.com/VCLStore/terms.jsp)



## X-ON Electronics

Largest Supplier of Electrical and Electronic Components

*Click to view similar products for [RF Adapters - In Series](#) category:*

*Click to view products by [Mini-Circuits](#) manufacturer:*

Other Similar products are found below :

[5916-1103-603](#) [5918-1103-000](#) [5919-1503-000](#) [651A505](#) [82-5552](#) [9030-9523-502](#) [A0407000](#) [R114703000W](#) [R125704000](#) [R125771001](#)  
[R141710000W](#) [R141723161](#) [R141730000](#) [R143730700](#) [R143770000](#) [R161703000W](#) [R161730000](#) [R161753000W](#) [R161791500W](#)  
[R161791530W](#) [R201705000](#) [R222705200](#) [R222M40010W](#) [R223703180](#) [R316754000](#) [R405006000](#) [R443162000](#) [AD78TL](#) [HRM-513S](#)  
[1996352-2](#) [2157155-1](#) [252169-75](#) [AD158](#) [2101130-1](#) [252186](#) [R114704000W](#) [R114720000W](#) [R125705001](#) [R125705701](#) [R125771000](#)  
[R125771001W](#) [R125791501W](#) [R127704001](#) [R127.870.001](#) [R127872001](#) [R141717000](#) [R142710000](#) [R142723000](#) [R143703000](#) [R143704000](#)