

# Surface Mount Power Splitter/Combiner

## ADQ-22+

2 Way-90° 50Ω 95 to 200 MHz



Generic photo used for illustration purposes only

CASE STYLE: CJ725

**+RoHS Compliant**

The +Suffix identifies RoHS Compliance. See our web site for RoHS Compliance methodologies and qualifications

Available Tape and Reel at no extra cost

Reel Size	Devices/Reel
7"	10, 20, 50, 100, 200
13"	500

### Maximum Ratings

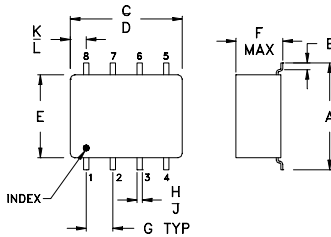
Operating Temperature	-40°C to 85°C
Storage Temperature	-55°C to 100°C
Power Input (as a splitter)	1W max.

Permanent damage may occur if any of these limits are exceeded.

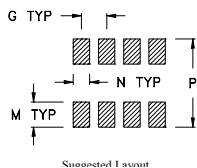
### Pin Connections

SUMPORT	1
PORT 1 (0°)	5
PORT 2 (+90°)	8
GROUND EXTERNAL	2,3,6,7
50 OHM TERM EXTERNAL	4

### Outline Drawing



### PCB Land Pattern

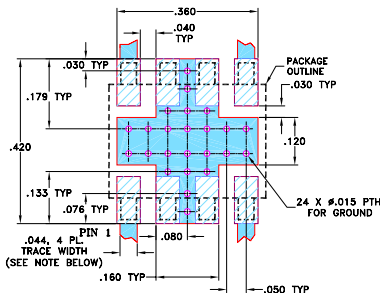


Unconnected I/Os

### Outline Dimensions (inch/mm)

A	B	C	D	E	F	G	
.397	.032	.385	.435	.310	.215	.100	
10.08	0.81	9.78	11.05	7.87	5.46	2.54	
H	J	K	L	M	N	P	wt
.015	.025	.035	.075	.120	.060	.420	grams
0.38	0.64	0.89	1.91	3.05	1.52	10.67	0.45

### Demo Board MCL P/N: TB-83 Suggested PCB Layout (PL-063)



- NOTES:
- TRACE WIDTH IS SHOWN FOR ROGERS RO4350B WITH DIELECTRIC THICKNESS 0.020" ± 0.0015". COPPER: 1/2 OZ. EACH SIDE. FOR OTHER MATERIALS TRACE WIDTH MAY NEED TO BE MODIFIED.
  - BOTTOM SIDE OF THE PCB IS CONTINUOUS GROUND PLANE.
- Legend:
- Blue shaded area: DENOTES PCB COPPER LAYOUT WITH SMOBC (SOLDER MASK OVER BARE COPPER)
  - White area: DENOTES COPPER LAND PATTERN FREE OF SOLDER MASK

### Features

- low insertion loss, 0.3 dB typ.
- high isolation, 28 dB typ.
- excellent VSWR, 1.10 typ.
- small size surface mount

### Applications

- point to point microwave link

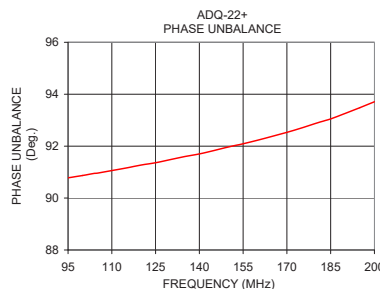
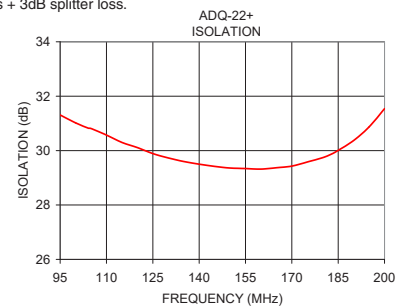
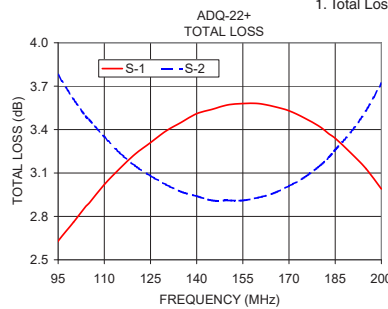
### Electrical Specifications

FREQ. RANGE (MHz)	ISOLATION (dB)		INSERTION LOSS (dB) Avg. of Coupled Outputs ABOVE 3 dB		PHASE UNBALANCE (Degrees)	AMPLITUDE UNBALANCE (dB)		VSWR (-1)		
	Typ.	Min.	Typ.	Max.	Typ. Max.	Typ.	Max.	S-Port Typ.	Output Typ.	
f <sub>L</sub> -f <sub>H</sub>										
95-200	28	24	0.3	0.6	2	6	0.7	1.6	1.1	1.1

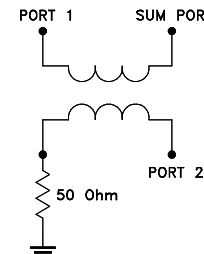
### Typical Performance Data

Frequency (MHz)	Total Loss <sup>1</sup> (dB)		Amplitude Unbalance (dB)	Isolation (dB)	Phase Unbalance (deg.)	VSWR S	VSWR 1	VSWR 2
	S-1	S-2						
95.00	2.63	3.78	1.15	31.31	90.78	1.09	1.09	1.06
100.00	2.76	3.61	0.85	31.02	90.87	1.09	1.09	1.06
105.00	2.89	3.47	0.57	30.81	90.96	1.09	1.09	1.06
110.00	3.02	3.35	0.33	30.57	91.06	1.09	1.09	1.06
120.00	3.23	3.15	0.08	30.11	91.27	1.10	1.10	1.06
130.00	3.39	3.02	0.37	29.73	91.48	1.10	1.10	1.06
140.00	3.51	2.94	0.57	29.50	91.70	1.10	1.10	1.06
150.00	3.57	2.91	0.66	29.36	91.97	1.10	1.10	1.06
160.00	3.58	2.93	0.65	29.32	92.23	1.10	1.10	1.06
170.00	3.53	3.01	0.52	29.43	92.53	1.11	1.11	1.05
180.00	3.42	3.15	0.26	29.74	92.88	1.11	1.11	1.05
185.00	3.34	3.26	0.08	30.01	93.05	1.11	1.10	1.05
190.00	3.24	3.38	0.14	30.37	93.26	1.11	1.10	1.05
195.00	3.13	3.53	0.41	30.87	93.48	1.11	1.10	1.04
200.00	2.99	3.72	0.72	31.54	93.71	1.11	1.10	1.04

1. Total Loss = Insertion Loss + 3dB splitter loss.



### electrical schematic



A. Performance and quality attributes and conditions not expressly stated in this specification document are intended to be excluded and do not form a part of this specification document.  
 B. Electrical specifications and performance data contained in this specification document are based on Mini-Circuit's applicable established test performance criteria and measurement instructions.  
 C. The parts covered by this specification document are subject to Mini-Circuits standard limited warranty and terms and conditions (collectively, "Standard Terms"); Purchasers of this part are entitled to the rights and benefits contained therein. For a full statement of the Standard Terms and the exclusive rights and remedies thereunder, please visit Mini-Circuits' website at [www.minicircuits.com/MCLStore/terms.jsp](http://www.minicircuits.com/MCLStore/terms.jsp)



## X-ON Electronics

Largest Supplier of Electrical and Electronic Components

*Click to view similar products for [Signal Conditioning](#) category:*

*Click to view products by [Mini-Circuits](#) manufacturer:*

Other Similar products are found below :

[MAPDCC0001](#) [MAPDCC0004](#) [PD0409J5050S2HF](#) [880157](#) [HHS-109-PIN](#) [DC1417J5005AHF](#) [AFS14A30-2185.00-T3](#) [AFS14A35-1591.50-T3](#) [DS-323-PIN](#) [B39321R801H210](#) [1A0220-3](#) [JP510S](#) [LFB212G45SG8C341](#) [LFB322G45SN1A504](#) [LFL182G45TC3B746](#) [SF2159E](#) [30057](#)  
[FM-104-PIN](#) [CER0813B](#) [MAPDCC0005](#) [3A325](#) [40287](#) [41180](#) [ATB3225-75032NCT](#) [BD0810N50100AHF](#) [BD2425J50200AHF](#)  
[C5060J5003AHF](#) [JHS-115-PIN](#) [JP503AS](#) [DC0710J5005AHF](#) [DC2327J5005AHF](#) [DC3338J5005AHF](#) [43020](#) [LFB2H2G60BB1C106](#)  
[LFL15869MTC1B787](#) [X3C19F1-20S](#) [XC3500P-20S](#) [10013-20](#) [SF2194E](#) [CDBLB455KCAX39-B0](#) [TGL2208-SM, EVAL](#) [RF1353C](#)  
[PD0922J5050D2HF](#) [1E1305-3](#) [1G1304-30](#) [B0922J7575AHF](#) [2020-6622-20](#) [TP-102-PIN](#) [TP-103-PIN](#) [BD1222J50200AHF](#)