

High Power Bi-Directional Coupler

BDCA-15-25+

50Ω 15dB Coupling DC Pass 800 to 2500 MHz



Generic photo used for illustration purposes only

CASE STYLE: DZ944

+RoHS Compliant

The +Suffix identifies RoHS Compliance. See our web site for RoHS Compliance methodologies and qualifications



Available Tape and Reel at no extra cost

Reel Size	Devices/Reel
7"	20, 50, 100, 200
13"	500, 1000

Maximum Ratings

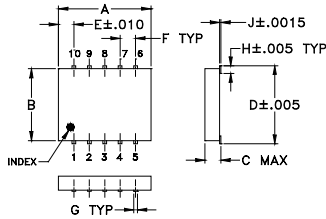
Operating Temperature	-55°C to 100°C
Storage Temperature	-55°C to 100°C
DC Current	0.25A

Permanent damage may occur if any of these limits are exceeded.

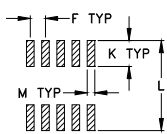
Pin Connections

INPUT	1
OUTPUT	6
COUPLED (forward)	10
COUPLED (reverse)	5
GROUND	2,3,4,7,8,9

Outline Drawing



PCB Land Pattern

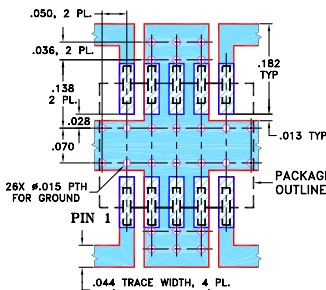


Suggested Layout
Tolerance to be within ±.002

Outline Dimensions (inch/mm)

A	B	C	D	E	F	G	
.30	.250	.052	.266	.050	.050	.012	
7.62	6.35	1.32	6.76	1.27	1.27	0.30	
H	J	K	L	M			wt
.029	.004	.085	.296	.030			grams
0.74	0.10	2.16	7.52	0.76			0.25

Demo Board MCL P/N: TB-115+ Suggested PCB Layout (PL-004)



- NOTE: 1. TRACE WIDTH IS SHOWN FOR ROGERS RO4350B WITH DIELECTRIC THICKNESS .020 ± .0015; COPPER: 1/2 OZ. EACH SIDE. FOR OTHER MATERIALS TRACE WIDTH MAY NEED TO BE MODIFIED.
2. BOTTOM SIDE OF THE PCB IS CONTINUOUS GROUND PLANE.
- DENOTES PCB COPPER LAYOUT WITH SMOBC (SOLDER MASK OVER BARE COPPER)
 - ▨ DENOTES COPPER LAND PATTERN FREE OF SOLDER MASK

Notes

- A. Performance and quality attributes and conditions not expressly stated in this specification document are intended to be excluded and do not form a part of this specification document.
B. Electrical specifications and performance data contained in this specification document are based on Mini-Circuit's applicable established test performance criteria and measurement instructions.
C. The parts covered by this specification document are subject to Mini-Circuit's standard limited warranty and terms and conditions (collectively, "Standard Terms"); Purchasers of this part are entitled to the rights and benefits contained therein. For a full statement of the Standard Terms and the exclusive rights and remedies thereunder, please visit Mini-Circuit's website at www.minicircuits.com/MCLStore/terms.jsp

Features

- four-port coupler
- wideband, 800 to 2500 MHz
- excellent VSWR, 1.15:1 typ. all ports
- hermetically sealed
- minimal variation with temperature variation
- low profile. 0.07" height
- protected by US Patent 7,049,905
- DC current through input to output 0.25A Max. at 1.0 watt RF input power.

Applications

- cellular, PCA, PCN, UMTS
- ISM
- GPS

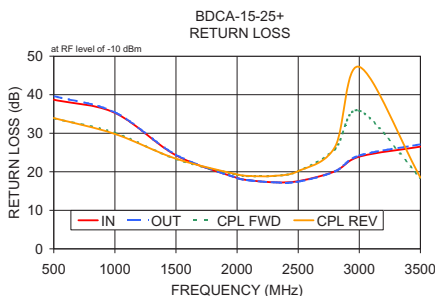
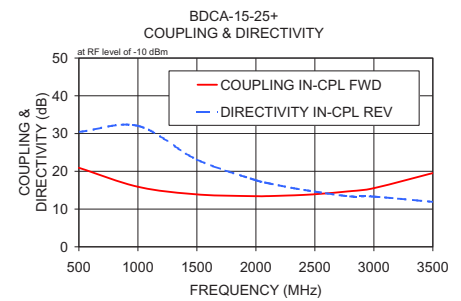
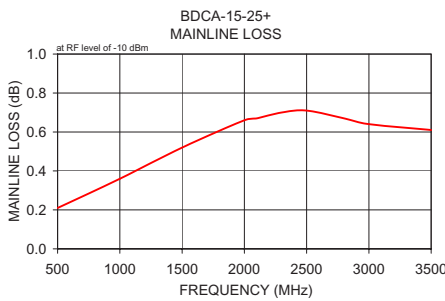
Bi-Directional Coupler Electrical Specifications

FREQUENCY (MHz)	COUPLING (dB)		MAINLINE LOSS ¹ (dB)		DIRECTIVITY (dB)		VSWR (:1)	POWER INPUT ² (W)
	Nom.	Max. Flatness	Typ.	Max.	Typ.	Min.		
f_c - f_u								
800-2500	15±1.7	±2.4	0.5	1.0	27	11	1.20	23
800-1000	16.3±0.8	±1.1	0.35	0.6	27	19	1.15	40
1800-2000	13.5±0.5	±0.3	0.55	1.0	17	12	1.35	28

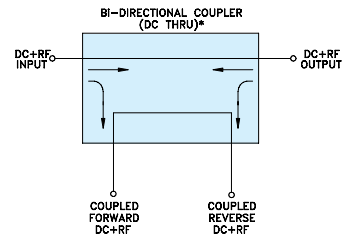
1. Includes theoretical power loss of 0.14 dB at 15 dB coupling.
2. Derate linearly to 1/3 of maximum power at 100°C.

Typical Performance Data

Frequency (MHz)	Mainline Loss (dB)	Coupling (dB)		Directivity (dB)		Return Loss (dB)			
		In-Out	In-Cpl Fwd	Out-Cpl Rev	Out-Cpl Fwd	In-Cpl Rev	In	Out	Cpl Fwd
500.00	0.21	20.94	20.95	30.58	30.43	38.69	39.65	33.87	33.96
800.00	0.30	17.39	17.40	32.85	33.01	39.71	39.54	32.40	32.05
1500.00	0.52	13.88	13.89	22.68	23.09	24.28	24.41	23.32	23.40
2000.00	0.66	13.41	13.41	17.34	17.64	18.41	18.39	19.21	19.31
2100.00	0.67	13.44	13.44	16.61	16.88	17.81	17.79	18.86	18.91
2300.00	0.70	13.62	13.62	15.38	15.63	17.28	17.26	18.91	18.94
2500.00	0.71	13.93	13.90	14.40	14.62	17.56	17.45	20.15	20.17
2800.00	0.67	14.74	14.72	13.25	13.36	20.11	20.08	25.86	26.41
3000.00	0.64	15.54	15.50	12.97	13.28	23.92	24.20	35.85	47.23
3500.00	0.61	19.52	19.41	11.47	11.90	26.53	27.12	18.37	18.50



Electrical Schematic



* ELECTRICAL SCHEMATIC IS FOR BI-DIRECTIONAL COUPLER WITHOUT INTERNAL TRANSFORMERS AND RESISTORS.



X-ON Electronics

Largest Supplier of Electrical and Electronic Components

Click to view similar products for [Signal Conditioning](#) category:

Click to view products by [Mini-Circuits](#) manufacturer:

Other Similar products are found below :

[PD0409J5050S2HF](#) [HHS-109-PIN](#) [AFS14A35-1591.50-T3](#) [JP510S](#) [LFB322G45SN1A504](#) [SF2159E](#) [FM-104-PIN](#) [CER0813B](#)
[MAPDCC0005](#) [3A325](#) [BD0810N50100AHF](#) [DC0710J5005AHF](#) [DC2327J5005AHF](#) [LFL15869MTC1B787](#) [X3C19F1-20S](#)
[CDBLB455KCAX39-B0](#) [RF1353C](#) [051157-0000](#) [PD0922J5050D2HF](#) [600S150FTRB](#) [1E1305-3](#) [1F1304-3S](#) [TP-103-PIN](#)
[BD1222J50200AHF](#) [BD1722J50100AHF](#) [2450DP39K5400E](#) [BD0810J50150AHF](#) [BD1722J50200AHF](#) [DS-327-PIN](#) [MACP-008125-](#)
[CK07F0](#) [DS-329-PIN](#) [DS-313-PIN](#) [TP-104-PIN](#) [TP-101-PIN](#) [HH-128-PIN](#) [8594810000](#) [T-1000-N](#) [JP506S](#) [XC0900P-10S](#) [XC0900B-30S](#)
[CHE1260-QAG](#) [11305-10](#) [5962-9091202MXA](#) [3A412S](#) [X3C06A4-03S](#) [B39000Z3410A4](#) [DSS-333-PIN](#) [PD2425J5050S2HF](#)
[B39242B4360P810](#) [B39781B8005P810](#)