

50Ω    1W    3, 6, 10, and 20 dB    DC to 65 GHz

## The Big Deal

- Extremely wideband, DC to 65 GHz
- 1.85mm Female to 1.85mm Male connectors
- Good VSWR, 1.2 @ 26.5 GHz, 1.3 @ 65 GHz typ.
- Outstanding accuracy,  $\pm 1.5$  dB over full range



CASE STYLE: DJ2591

## Product Overview

The BW-Ex-1W653+ series of precision fixed attenuators achieves extremely wide frequency range from DC up to 65 GHz. Available in a variety of attenuation values for different requirements, these units support a broad range of system and test applications. Excellent attenuation flatness, good VSWR (1.2:1 typ.) and rugged construction make these models ideal solutions for applications requiring precise attenuation across very wide frequency range.

## Key Features

Feature	Advantages
Extremely wideband, DC to 65 GHz	Ideal for an exceptionally wide variety of lab and system applications up to millimeter wave bands.
Excellent attenuation accuracy, $\pm 1.5$ dB or better across full range	Provides precise, consistent attenuation across the entire frequency band, ideal for broadband and multi-band usage.
Good VSWR <ul style="list-style-type: none"><li>• 1.2 dB @ 26.5 GHz typ.</li><li>• 1.3 dB @ 65 GHz typ.</li></ul>	Efficient power utilization with minimal signal power reflected back to source.
1W power handling	Provides precise attenuation for a range of input power levels.
Passivated stainless steel connectors	Rugged construction withstands harsh environmental conditions for high reliability and long life of use.

### Notes

- A. Performance and quality attributes and conditions not expressly stated in this specification document are intended to be excluded and do not form a part of this specification document.  
B. Electrical specifications and performance data contained in this specification document are based on Mini-Circuit's applicable established test performance criteria and measurement instructions.  
C. The parts covered by this specification document are subject to Mini-Circuits standard limited warranty and terms and conditions (collectively, "Standard Terms"); Purchasers of this part are entitled to the rights and benefits contained therein. For a full statement of the Standard Terms and the exclusive rights and remedies thereunder, please visit Mini-Circuits' website at [www.minicircuits.com/MCLStore/terms.jsp](http://www.minicircuits.com/MCLStore/terms.jsp)

# Precision Fixed Attenuator

## BW-E10-1W653+

50Ω 1W 10dB DC to 65 GHz

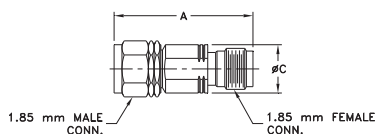
### Maximum Ratings

Operating Temperature -55°C to 100°C

Storage Temperature -55°C to 100°C

Permanent damage may occur if any of these limits are exceeded.

### Outline Drawing



### Outline Dimensions (inch/mm)

A	B	C	D	E	wt
0.88	0.31	0.310	0.284	.36	grams
22.2	8.0	7.90	7.21	9.14	5.6

### Features

- DC to 65 GHz
- precise attenuation
- excellent VSWR, 1.20 typ.
- passivated stainless steel connectors

### Applications

- matching
- instrumentation
- test set-ups



Generic photo used for illustration purposes only

CASE STYLE: DJ2591

Connectors Model  
1.85mm-Female - 1.85mm Male BW-E10-1W653+

### +RoHS Compliant

The +Suffix identifies RoHS Compliance. See our web site for RoHS Compliance methodologies and qualifications

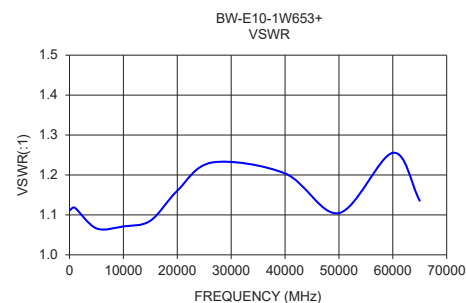
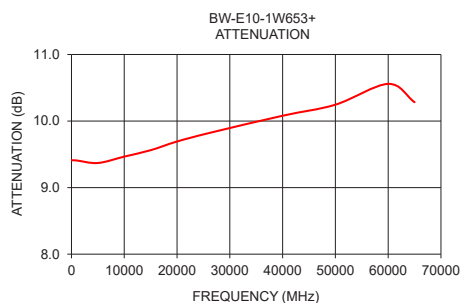
### Electrical Specifications at 25°C

Parameter	Condition (GHz)	Min.	Typ.	Max.	Unit
<b>Frequency Range</b>		DC	—	65	GHz
<b>Attenuation</b>	DC - 26.5	9.25	10.0	10.75	dB
	26.5 - 40	—	10.2	11.25	
	40 - 60	—	10.4	11.5	
	60 - 65	—	10.5	11.75	
<b>VSWR</b>	DC - 26.5	—	1.1	1.35	:1
	26.5 - 50	—	1.2	1.55	
	50 - 65	—	1.3	1.65	
<b>Input Power<sup>1</sup></b>	DC - 65	—	—	1	W

1. Max. power at 25°C ambient, derate linearly to 0.1W at 100°C.

### Typical Performance Data

Frequency (MHz)	Attenuation (dB)	VSWR (:1)
10	9.41	1.11
100	9.41	1.11
1000	9.41	1.12
5000	9.37	1.07
10000	9.47	1.07
15000	9.56	1.09
20000	9.69	1.16
26500	9.83	1.23
40000	10.08	1.20
50000	10.25	1.10
60000	10.56	1.26
65000	10.28	1.14



### Notes

- A. Performance and quality attributes and conditions not expressly stated in this specification document are intended to be excluded and do not form a part of this specification document.  
 B. Electrical specifications and performance data contained in this specification document are based on Mini-Circuit's applicable established test performance criteria and measurement instructions.  
 C. The parts covered by this specification document are subject to Mini-Circuits standard limited warranty and terms and conditions (collectively, "Standard Terms"); Purchasers of this part are entitled to the rights and benefits contained therein. For a full statement of the Standard Terms and the exclusive rights and remedies thereunder, please visit Mini-Circuits' website at [www.minicircuits.com/MCLStore/terms.jsp](http://www.minicircuits.com/MCLStore/terms.jsp)



[www.minicircuits.com](http://www.minicircuits.com) P.O. Box 350166, Brooklyn, NY 11235-0003 (718) 934-4500 sales@minicircuits.com

REV. OR  
M168280  
BW-E10-1W653+  
RS/CP/AM  
200526  
Page 2 of 2

## X-ON Electronics

Largest Supplier of Electrical and Electronic Components

*Click to view similar products for [Attenuators - Interconnects](#) category:*

*Click to view products by [Mini-Circuits](#) manufacturer:*

Other Similar products are found below :

[R411803119](#) [R413806115](#) [R413808000](#) [R413810115](#) [R413850115](#) [R414510000](#) [R414701000](#) [R415303000](#) [BNC-13](#) [R411800121](#)  
[R411801121](#) [R412412124](#) [R412450000](#) [R413800000](#) [R413805000](#) [R413830000](#) [R413840115](#) [R414730000](#) [R415420000](#) [R415703000](#)  
[R416010000](#) [R420003110](#) [R411801000](#) [R411815121](#) [R413305000](#) [R413801000](#) [R414520000](#) [R411808121](#) [R412500124](#) [R412414124](#)  
[R412501124](#) [HMC-C584](#) [R413802000](#) [R412400124](#) [R411700124](#) [R417310130](#) [R411801119](#) [R412419124](#) [R411703124](#) [R412401124](#)  
[R443131000](#) [R417130110](#) [R414700000](#) [R414505000](#) [R411802119](#) [R417720128](#) [R420706110](#) [R413811000](#) [R413803115](#) [R414501000](#)