

Precision Fixed Attenuator

BW-S10-2W263+

50Ω 2W 10dB DC to 26 GHz



CASE STYLE: FF658

Connectors Model
SMA-Fem SMA-Male BW-S10-2W263+

Maximum Ratings

Operating Temperature -55°C to 100°C

Storage Temperature -55°C to 100°C**

**With mated connectors. Unmated, 85°C max.

Permanent damage may occur if any of these limits are exceeded.

Features

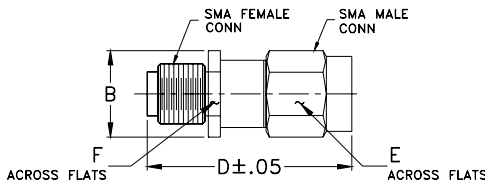
- DC to 26 GHz
- precise attenuation
- excellent VSWR, 1.07 typ
- stainless steel SMA male and female connectors

Applications

- matching
- instrumentation
- test set-ups

+RoHS Compliant
 The +Suffix identifies RoHS Compliance. See our web site for RoHS Compliance methodologies and qualifications

Outline Drawing



Outline Dimensions (inch/mm)

B	D	E	F	wt
.36	.85	.312	.312	grams
9.14	21.59	7.92	7.92	4.3

Electrical Specifications at 25°C

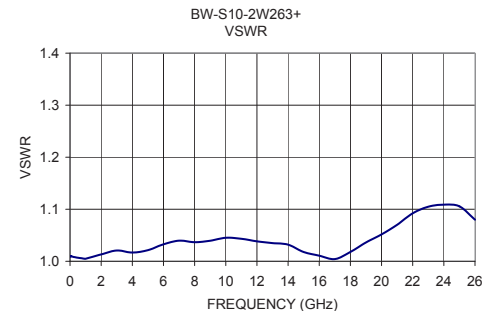
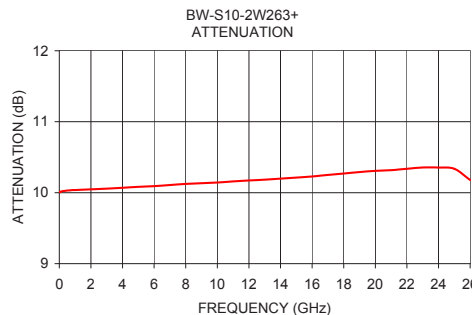
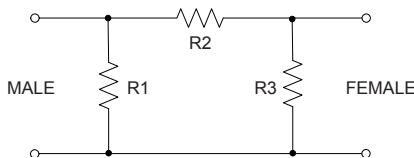
Parameter	Condition (GHz)	Min.	Typ.	Max.	Unit
Frequency Range		DC	—	26	GHz
Attenuation¹	DC - 26	—	10	—	
	DC - 12	9.6	—	10.4	dB
	12 - 18	9.6	—	10.4	
	18 - 26	9.6	—	10.8	
VSWR	DC - 12	—	1.05	1.20	
	12 - 18	—	1.07	1.25	:1
	18 - 26	—	1.13	1.35	
Input Power²	DC - 26	—	—	2	W

1. At 25°C, accuracy includes frequency and power variations. Temperature coefficient for attenuation: .0004 dB/dB/°C typ.
 2. Max. power at 25°C ambient, derate linearly to 0.5W at 100°. Peak power 125W max. 5µsec. pulse width, 100Hz PRF

Typical Performance Data

Frequency (GHz)	Attenuation (dB)	VSWR (:1)
0.01	10.01	1.01
1.0	10.04	1.00
4.0	10.07	1.02
8.0	10.12	1.04
10.0	10.14	1.05
12.0	10.17	1.04
14.0	10.20	1.03
16.0	10.23	1.01
18.0	10.27	1.02
20.0	10.31	1.05
26.0	10.18	1.08

Electrical Schematic



Notes

- Performance and quality attributes and conditions not expressly stated in this specification document are intended to be excluded and do not form a part of this specification document.
- Electrical specifications and performance data contained in this specification document are based on Mini-Circuit's applicable established test performance criteria and measurement instructions.
- The parts covered by this specification document are subject to Mini-Circuits standard limited warranty and terms and conditions (collectively, "Standard Terms"); Purchasers of this part are entitled to the rights and benefits contained therein. For a full statement of the Standard Terms and the exclusive rights and remedies thereunder, please visit Mini-Circuits' website at www.minicircuits.com/VCLStore/terms.jsp



X-ON Electronics

Largest Supplier of Electrical and Electronic Components

Click to view similar products for [Attenuators - Interconnects](#) category:

Click to view products by [Mini-Circuits](#) manufacturer:

Other Similar products are found below :

[R411803119](#) [R411804121](#) [R411820119](#) [R413806115](#) [R413808000](#) [R413810115](#) [R413850115](#) [R414701000](#) [R415303000](#) [R415706000](#)
[R417303130](#) [BNC-13](#) [R411801121](#) [R412412124](#) [R412450000](#) [R413800000](#) [R413805000](#) [R413830000](#) [R413840115](#) [R414730000](#)
[R415420000](#) [R415703000](#) [R416010000](#) [R420003110](#) [R416120000](#) [R411801000](#) [R411815121](#) [R412500124](#) [R412414124](#) [R412501124](#)
[R412400124](#) [R411700124](#) [R417310130](#) [R411801119](#) [R412419124](#) [R411703124](#) [R412401124](#) [R413820115](#) [R417130110](#) [R414700000](#)
[R414704000](#) [R414505000](#) [R411802119](#) [R417720128](#) [R420706110](#) [R413811000](#) [32AS102-K10S3](#) [R414501000](#) [R417903128](#) [R417706118](#)