

Precision Fixed Attenuator

BW-S3-2W263+

50Ω 2W 3dB DC to 26 GHz



CASE STYLE: FF658

Connectors Model
SMA-Fem SMA-Male BW-S3-2W263+

Maximum Ratings

Operating Temperature -55°C to 100°C

Storage Temperature -55°C to 100°C**

**With mated connectors. Unmated, 85°C max.

Permanent damage may occur if any of these limits are exceeded.

Features

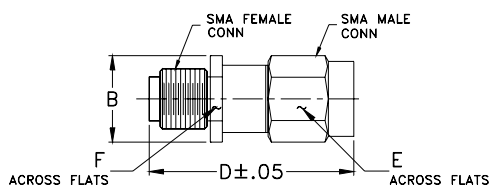
- DC to 26 GHz
- precise attenuation
- excellent VSWR, 1.08 typ
- stainless steel SMA male and female connectors

Applications

- matching
- instrumentation
- test set-ups

+RoHS Compliant
The +Suffix identifies RoHS Compliance. See our web site for RoHS Compliance methodologies and qualifications

Outline Drawing



Outline Dimensions (inch/mm)

B	D	E	F	wt
.36	.85	.312	.312	grams
9.14	21.59	7.92	7.92	4.3

Electrical Specifications at 25°C

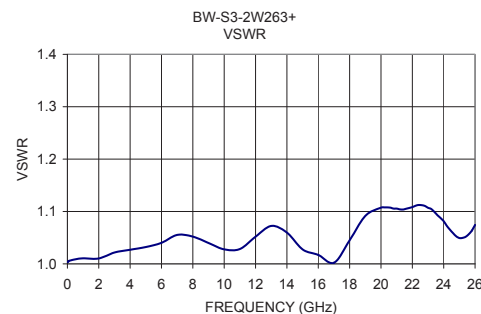
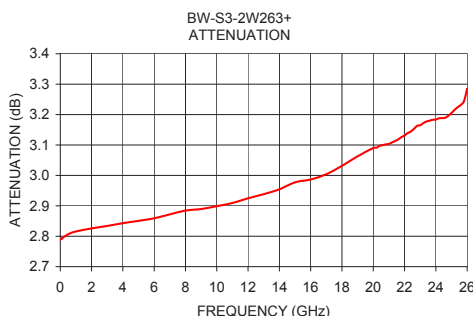
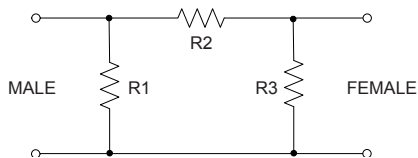
Parameter	Condition (GHz)	Min.	Typ.	Max.	Unit
Frequency Range		DC	—	26	GHz
Attenuation¹	DC - 26	—	3	—	dB
	DC - 12	2.7	—	3.3	
	12 - 18	2.7	—	3.3	
	18 - 26	2.7	—	3.7	
VSWR	DC - 12	—	1.07	1.20	:1
	12 - 18	—	1.08	1.25	
	18 - 26	—	1.17	1.40	
Input Power²	DC - 26	—	—	2	W

1. At 25°C, accuracy includes frequency and power variations. Temperature coefficient for attenuation: .0004 dB/dB/°C typ.
2. Max. power at 25°C ambient, derate linearly to 0.5W at 100°. Peak power 125W max. 5µsec. pulse width, 100Hz PRF

Typical Performance Data

Frequency (GHz)	Attenuation (dB)	VSWR (:1)
0.01	2.79	1.00
1.0	2.82	1.01
4.0	2.84	1.03
8.0	2.88	1.05
10.0	2.90	1.03
12.0	2.92	1.05
14.0	2.95	1.06
16.0	2.99	1.02
18.0	3.03	1.05
20.0	3.09	1.11
26.0	3.28	1.07

Electrical Schematic



Notes

- A. Performance and quality attributes and conditions not expressly stated in this specification document are intended to be excluded and do not form a part of this specification document.
B. Electrical specifications and performance data contained in this specification document are based on Mini-Circuit's applicable established test performance criteria and measurement instructions.
C. The parts covered by this specification document are subject to Mini-Circuits standard limited warranty and terms and conditions (collectively, "Standard Terms"); Purchasers of this part are entitled to the rights and benefits contained therein. For a full statement of the Standard Terms and the exclusive rights and remedies thereunder, please visit Mini-Circuits' website at www.minicircuits.com/MCLStore/terms.jsp



X-ON Electronics

Largest Supplier of Electrical and Electronic Components

Click to view similar products for [Attenuators - Interconnects](#) category:

Click to view products by [Mini-Circuits](#) manufacturer:

Other Similar products are found below :

[141-3901-802](#) [27-9300-10](#) [27-9300-20](#) [27-9300-3](#) [27-9300-6](#) [32AS102-K10S3](#) [4108-10DB](#) [4108-14DB](#) [4108-20DB](#) [4108-3DB](#) [4108-6DB](#)
[4119-50](#) [4119-600](#) [4119-75](#) [4391-50](#) [4391-75](#) [5513](#) [5906_SMA-50-005/19-_NE](#) [5906.17.0005](#) [5910_SMA-50-010/19-_NE](#) [5920_N-50-010/199_NE](#) [5920_N-50-025/19-_NE](#) [5920_SMA-50-010/19-_NE](#) [5930_N-50-050/19-_NE](#) [5930_SMA-50-005/19-_NE](#) [5930_SMA-50-010/19-_NE](#) [6601_SMA-50-1/199_NE](#) [6601_SMA-50-2/199_NE](#) [6602_SMA-50-2/199_NE](#) [6603_SMA-50-1/199_NE](#) [6603_SMA-50-2/199_NE](#) [6604_SMA-50-1/199_NE](#) [6605_SMA-50-1/199_NE](#) [6606_SMA-50-2/199_NE](#) [6610_SMA-50-1/199_NE](#) [6610_SMA-50-2/199_NE](#) [6620_SMA-50-1/199_NE](#) [6620_SMA-50-2/199_NE](#) [6803_N-50-1/1--_NE](#) [6803.17.B](#) [6806.17.A](#) [6806.17.B](#) [6810_N-50-1/1--_NE](#) [6810.01.A](#) [6810.19.A](#) [6820.01.A](#) [6820.17.A](#) [6820.17.B](#) [6830.17.A](#) [AT-102V](#)