

Coaxial

Precision Fixed Attenuator

BW-S3W10+

50Ω 10W DC to 12400 MHz

The Big Deal

- Wideband, DC to 12.4 GHz
- Outstanding attenuation flatness
- Excellent VSWR, 1.15 typ up to 12.4 GHz



CASE STYLE: DC737-1

Product Overview

The BW-S3W10+ is a precision fixed attenuator operating over a wide frequency range with excellent flatness of attenuation. Precise attenuation excellent VSWR 1.15:1 typ and passivated stainless steel construction make these models ideal solutions for systems requiring precise attenuation across very wide frequency range.

Key Features

Feature	Advantages
Wideband, DC to 12.4 GHz	Ideal for an exceptionally wide variety of applications.
Excellent VSWR, 1.15 dB typ up to 12.4 GHz	Efficient power utilization with low power reflected back to source.
Outstanding attenuation flatness, ± 0.3	Provides precise, consistent attenuation across the entire frequency band, ideal for broadband and multi-band usage.
Passivated stainless steel connectors	Rugged construction withstands harsh environmental conditions for high reliability and long life of use.

Notes

- A. Performance and quality attributes and conditions not expressly stated in this specification document are intended to be excluded and do not form a part of this specification document.
B. Electrical specifications and performance data contained in this specification document are based on Mini-Circuit's applicable established test performance criteria and measurement instructions.
C. The parts covered by this specification document are subject to Mini-Circuits standard limited warranty and terms and conditions (collectively, "Standard Terms"); Purchasers of this part are entitled to the rights and benefits contained therein. For a full statement of the Standard Terms and the exclusive rights and remedies thereunder, please visit Mini-Circuits' website at www.minicircuits.com/MCLStore/terms.jsp



Coaxial Precision Fixed Attenuator

BW-S3W10+

50Ω 10W 3dB DC to 12.4 GHz

Maximum Ratings

Operating Temperature -55°C to 100°C

Storage Temperature -55°C to 100°C**

**With mated connectors. Unmated, 85°C max.

Permanent damage may occur if any of these limits are exceeded.

Features

- DC to 12.4 GHz
- precise attenuation
- excellent VSWR, 1.07 typ
- Passivated stainless steel SMA male and female connectors



CASE STYLE: DC737-1

Connectors Model
SMA-Fem to SMA-Male BW-S3W10+

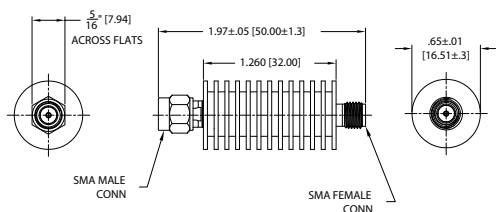
+RoHS Compliant

The +Suffix identifies RoHS Compliance. See our web site for RoHS Compliance methodologies and qualifications

Applications

- matching
- instrumentation
- test set-ups

Outline Drawing



Weight: 9.1 Grams

Dimensions are in inches (mm). Tolerances: 2 Pl.±.03; 3 Pl.±.010

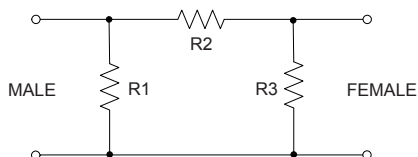
Electrical Specifications at 25°C

Parameter	Condition (GHz)	Min.	Typ.	Max.	Unit
Frequency Range		DC	—	12.4	GHz
Attenuation ¹	DC - 12.4	2.65	3	3.40	dB
VSWR	DC - 8	—	1.07	1.20	:1
	8 - 12.4	—	1.15	1.30	
Input Power ²	DC - 12.4	—	—	10	W

1. At 25°C, accuracy includes frequency and power variations. Temperature coefficient for attenuation: 0.0015 dB/dB/°C typ.

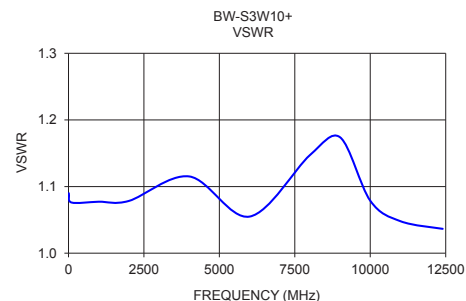
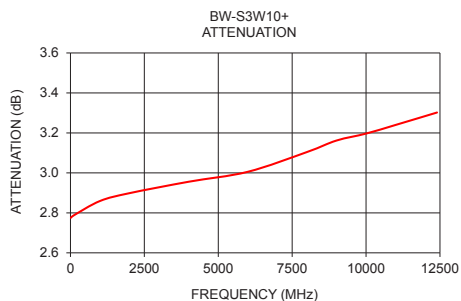
2. Max. power at 25°C ambient, derate linearly to 3.25W at 100°C. Peak power 500W max. 5µsec. pulse width, 100Hz PRF.

Simplified Electrical Schematic



Typical Performance Data

Frequency (MHz)	Attenuation (dB)	VSWR (:1)
10	2.78	1.09
100	2.79	1.08
1000	2.86	1.08
2000	2.90	1.08
4000	2.96	1.12
6000	3.01	1.05
8000	3.10	1.15
9000	3.16	1.17
10000	3.20	1.08
11000	3.24	1.05
12400	3.30	1.04



Notes

A. Performance and quality attributes and conditions not expressly stated in this specification document are intended to be excluded and do not form a part of this specification document.

B. Electrical specifications and performance data contained in this specification document are based on Mini-Circuit's applicable established test performance criteria and measurement instructions.

C. The parts covered by this specification document are subject to Mini-Circuit's standard limited warranty and terms and conditions (collectively, "Standard Terms"); Purchasers of this part are entitled to the rights and benefits contained therein. For a full statement of the Standard Terms and the exclusive rights and remedies thereunder, please visit Mini-Circuit's website at www.minicircuits.com/MCLStore/terms.jsp



www.minicircuits.com P.O. Box 350166, Brooklyn, NY 11235-0003 (718) 934-4500 sales@minicircuits.com

REV. 1
ECO-000209
BW-S3W10+
RD/RS/CP
191001
Page 2 of 2

X-ON Electronics

Largest Supplier of Electrical and Electronic Components

Click to view similar products for [Attenuators - Interconnects](#) category:

Click to view products by [Mini-Circuits](#) manufacturer:

Other Similar products are found below :

[R411803119](#) [R413806115](#) [R413808000](#) [R413810115](#) [R413850115](#) [R414510000](#) [R414701000](#) [R415303000](#) [BNC-13](#) [R411800121](#)
[R411801121](#) [R412412124](#) [R412450000](#) [R413800000](#) [R413805000](#) [R413830000](#) [R413840115](#) [R414730000](#) [R415420000](#) [R415703000](#)
[R416010000](#) [R420003110](#) [R411801000](#) [R411815121](#) [R413305000](#) [R413801000](#) [R414520000](#) [R411808121](#) [R412500124](#) [R412414124](#)
[R412501124](#) [HMC-C584](#) [R413802000](#) [R412400124](#) [R411700124](#) [R417310130](#) [R411801119](#) [R412419124](#) [R411703124](#) [R412401124](#)
[R443131000](#) [R417130110](#) [R414700000](#) [R414505000](#) [R411802119](#) [R417720128](#) [R420706110](#) [R413811000](#) [R413803115](#) [R414501000](#)