



MMIC SURFACE MOUNT


X2 Frequency Multiplier

CY2-283+

50Ω Output 7 to 28 GHz

THE BIG DEAL

- Wideband, output 7 to 28 GHz
- Low conversion loss, 13 dB typ.
- High fundamental & harmonic suppression:
F1, 34 dBc typ.; F3, 40 dBc typ.; F4, 23 dBc typ.
- Miniature size 3 x 3 x 0.89mm
- Aqueous washable



Generic photo used for illustration purposes only

CASE STYLE: DQ1225

+RoHS Compliant

The +Suffix identifies RoHS Compliance. See our website for methodologies and qualifications

APPLICATIONS

- Synthesizers
- Local Oscillators
- 5G

PRODUCT OVERVIEW

Mini-Circuits' CY2-283+ is an ultra-wideband MMIC frequency doubler, converting input frequencies from 3.5 to 14 GHz into output frequencies from 7 to 28 GHz. Its wide output range makes this model suitable for broadband systems as well as a wide variety of narrowband applications. Utilizing GaAs HBT technology, the multiplier comes housed in a tiny 3 x 3 x 0.89mm MCLP package and offers excellent repeatability, low inductance, and good thermal efficiency.

KEY FEATURES

Features	Advantages
Broadband, 7 to 28 GHz output	With an output frequency range spanning 7 to 28 GHz, this multiplier supports broadband applications such as defense and instrumentation as well as a wide range of narrowband system requirements including 5G.
Low conversion loss, 13 dB typ.	With a low conversion loss, CY2-283+ produces higher output power, reducing the need for post amplification.
Excellent fundamental and harmonic suppression: • F1, 34 dBc • F3, 40 dBc • F4, 23 dBc	Reduces spurious signals and the need for additional filtering.
Wide input power range, +12 to +18 dBm	Wide input power signal range accommodates different input signal levels while still maintaining a low conversion loss.
3 x 3 mm, 12 lead MCLP package	Low inductance, repeatable transitions, and excellent thermal contact to the PCB
Low cost	Provides an easy, cost-effective solution for generating high-frequency signals from a lower frequency signal source.





MMIC SURFACE MOUNT

X2 Frequency Multiplier

CY2-283+

50Ω

Output 7 to 28 GHz

ELECTRICAL SPECIFICATIONS¹ AT 25°C

Parameter	Input Frequency (GHz)	Min.	Typ.	Max.	Unit
Multiplier Factor			2		
Frequency Range, Input (F1)		3.5 12	— —	12 14	GHz
Frequency Range, Output (F2)		7 24	— —	24 28	GHz
Input Power		12	—	18	dBm
Conversion Loss	3.5-12 12-14	— —	13 17	17.5 22.5	dB
Harmonic Output ²	F1	3.5-12 12-14	— —	34 17	— —
	F3	3.5-12 12-14	— —	40 47	— —
	F4	3.5-12	—	23	—

1. At +15 dBm input power measured on Mini-Circuits test board TB-973-CY2283C+
 2. Harmonics of input frequency below the power of F2. Harmonics are measured to 50 GHz.

MAXIMUM RATINGS

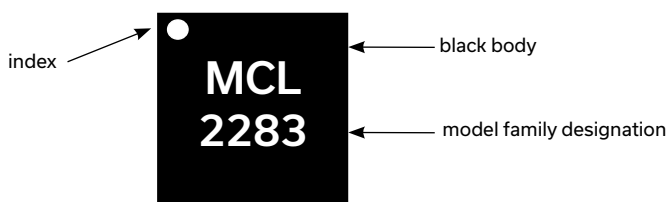
Parameter	Ratings
Operating Temperature	-40°C to +85°C
Storage Temperature	-65°C to +150°C
RF Input Power	+21 dBm

Permanent damage may occur if any of these limits are exceeded.

PAD CONNECTIONS

INPUT	5
OUTPUT	11
GROUND	4,6,10,12 & paddle
NO CONNECTIONS	all others

PRODUCT MARKING



Marking may contain other features or characters for internal lot control





MMIC SURFACE MOUNT

X2 Frequency Multiplier

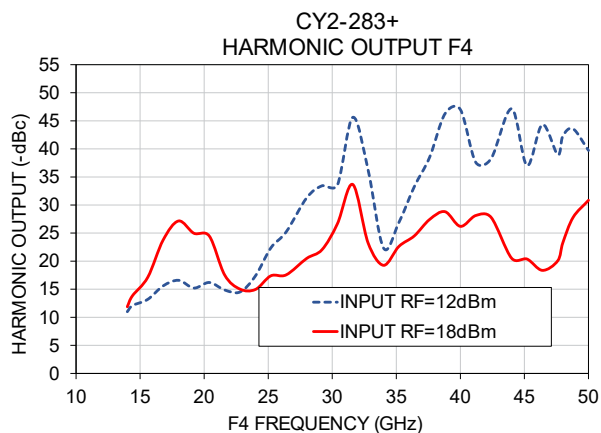
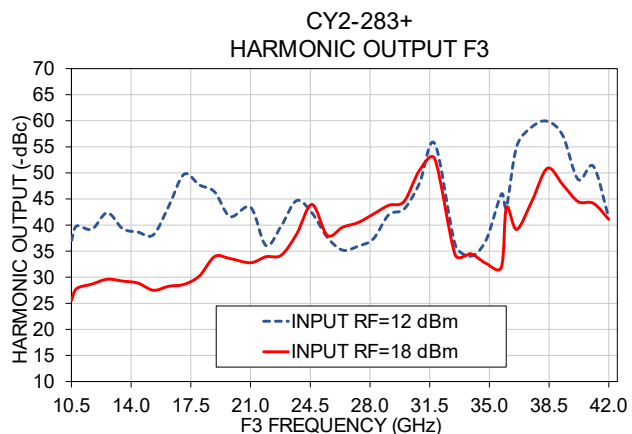
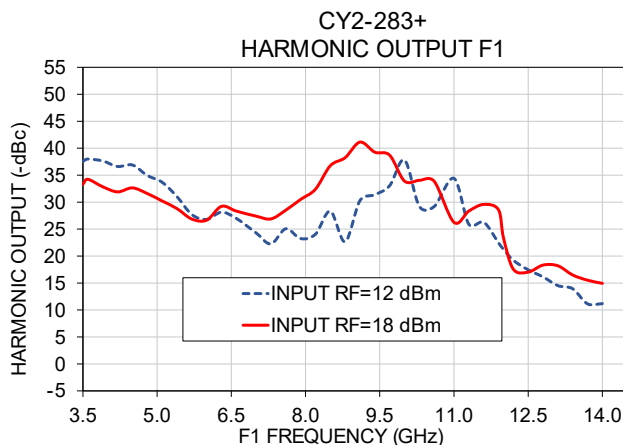
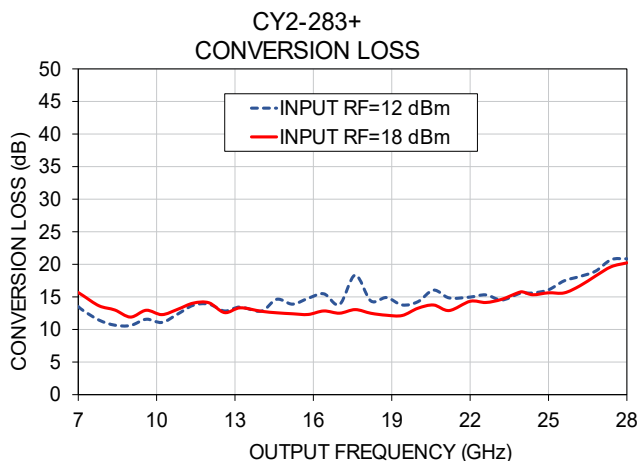
CY2-283+

Mini-Circuits

50Ω Output 7 to 28 GHz

TYPICAL PERFORMANCE DATA

Input Frequency (GHz)	INPUT RF= +12 dBm				INPUT RF= +18 dBm					
	Conversion Loss (dB)	Harmonic Output Below F2 (-dBc)				Conversion Loss (dB)	Harmonic Output Below F2 (-dBc)			
		F2	F1	F3	F4		F2	F1	F3	F4
3.50	13.52	37.55	37.00	11.00	15.67	33.33	25.55	11.88		
4.20	10.66	36.61	42.37	15.60	12.99	31.90	29.61	23.79		
5.10	11.09	33.69	38.13	16.20	12.28	30.22	27.50	24.48		
6.00	13.89	26.80	47.69	17.37	14.10	26.66	30.24	14.96		
6.60	13.45	26.98	41.64	25.21	13.33	28.34	33.58	17.56		
7.00	12.82	24.30	43.41	31.27	12.80	27.40	32.78	20.49		
7.60	13.89	25.06	39.84	33.55	12.42	28.51	34.22	26.66		
8.20	15.48	24.06	42.34	36.21	12.85	32.40	43.95	23.22		
9.10	14.39	30.29	35.94	33.25	12.49	41.13	40.48	24.49		
10.00	14.26	37.81	43.07	47.00	13.26	33.90	44.53	26.20		
11.00	14.98	34.41	36.22	47.14	14.33	26.26	34.26	20.52		
12.00	15.62	21.26	43.46	42.31	15.78	23.43	43.37	23.29		
13.10	18.14	14.52	57.18	--	16.70	18.20	47.76	--		
13.70	20.72	11.14	51.26	--	19.64	15.53	44.17	--		
14.00	20.85	11.18	41.38	--	20.23	14.94	41.11	--		





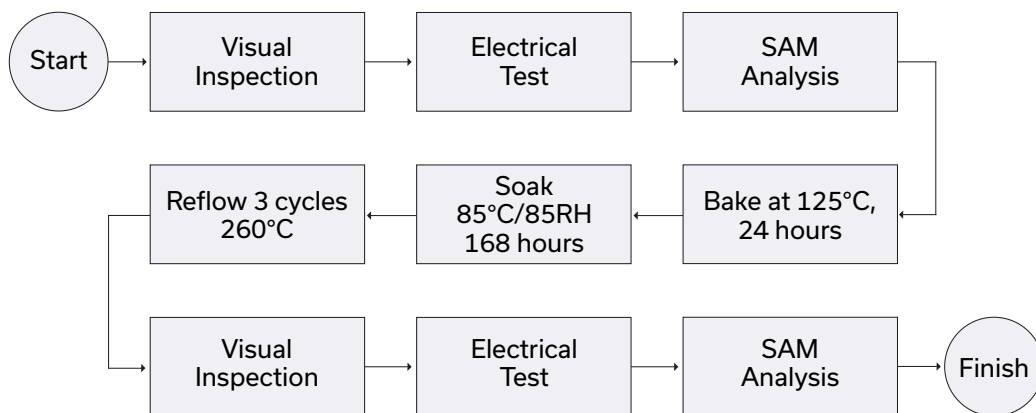
ADDITIONAL DETAILED TECHNICAL INFORMATION IS AVAILABLE ON OUR DASH BOARD. TO ACCESS [CLICK HERE](#)

Performance Data	Data Table Swept Graphs S-Parameter (S3P Files) Data Set (.zip file)
Case Style	DQ1225 Plastic package, exposed paddle lead finish: matte-tin
Tape & Reel Standard quantities available on reel	F66 7" reels with 20, 50, 100, 200, 500 or 1K devices
Suggested Layout for PCB Design	PL-476
Evaluation Board	TB-851-143+
Environmental Ratings	ENV08T2

ESD RATING

Human body model (HBM): Class 1C (1000 to <2000V) in accordance with ANSI/ESD 5.1-2007

MSL TEST FLOW CHART



NOTES

- A. Performance and quality attributes and conditions not expressly stated in this specification document are intended to be excluded and do not form a part of this specification document.
- B. Electrical specifications and performance data contained in this specification document are based on Mini-Circuit's applicable established test performance criteria and measurement instructions.
- C. The parts covered by this specification document are subject to Mini-Circuits standard limited warranty and terms and conditions (collectively, "Standard Terms"); Purchasers of this part are entitled to the rights and benefits contained therein. For a full statement of the standard terms and the exclusive rights and remedies thereunder, please visit Mini-Circuits' website at www.minicircuits.com/terms/viewterm.html

X-ON Electronics

Largest Supplier of Electrical and Electronic Components

Click to view similar products for [Signal Conditioning category](#):

Click to view products by [Mini-Circuits manufacturer](#):

Other Similar products are found below :

[PD0409J5050S2HF](#) [HHS-109-PIN](#) [AFS14A35-1591.50-T3](#) [JP510S](#) [LFB322G45SN1A504](#) [SF2159E](#) [FM-104-PIN](#) [CER0813B](#)

[MAPDCC0005](#) [3A325](#) [BD0810N50100AHF](#) [DC0710J5005AHF](#) [DC2327J5005AHF](#) [LFL15869MTC1B787](#) [X3C19F1-20S](#)

[CDBLB455KCAX39-B0](#) [RF1353C](#) [051157-0000](#) [PD0922J5050D2HF](#) [600S150FTRB](#) [1E1305-3](#) [1F1304-3S](#) [TP-103-PIN](#)

[BD1222J50200AHF](#) [BD1722J50100AHF](#) [2450DP39K5400E](#) [BD0810J50150AHF](#) [BD1722J50200AHF](#) [DS-327-PIN](#) [MACP-008125-](#)

[CK07F0](#) [DS-329-PIN](#) [DS-313-PIN](#) [TP-104-PIN](#) [TP-101-PIN](#) [HH-128-PIN](#) [8594810000](#) [T-1000-N](#) [JP506S](#) [XC0900P-10S](#) [XC0900B-30S](#)

[CHE1260-QAG](#) [11305-10](#) [5962-9091202MXA](#) [3A412S](#) [X3C06A4-03S](#) [B39000Z3410A4](#) [DSS-333-PIN](#) [PD2425J5050S2HF](#)

[B39242B4360P810](#) [B39781B8005P810](#)