

# Ceramic Directional Coupler

## DCW-22-332+

50Ω 22 dB Coupling 1200 to 3300 MHz



Generic photo used for illustration purposes only

CASE STYLE: JC0603C

### Maximum Ratings

Operating Temperature	-55°C to 100°C
Storage Temperature	-55°C to 100°C
Permanent damage may occur if any of these limits are exceeded.	

### Pad Connections

INPUT	1
OUTPUT	6
COUPLED	3
TERMINATION	4
GROUND	2,5

### Features

- Wideband, 1200-3300 MHz
- Low insertion loss, 0.4 dB typ.
- Excellent return loss for input/output ports ideal for signal-tap
- Ultra small size, 0603 (1.6 x 0.8 mm)
- Temperature stable
- LTCC construction

### Applications

- ISM
- UMTS
- WiMAX
- PCS
- Wi-Fi
- LTE

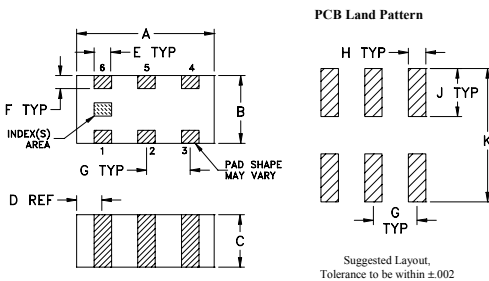
### +RoHS Compliant

The +Suffix identifies RoHS Compliance. See our web site for RoHS Compliance methodologies and qualifications

Available Tape and Reel at no extra cost

Reel Size	Devices/Reel
7"	20, 50, 100, 200, 500, 1000, 4000

### Outline Drawing



### Outline Dimensions (inch/mm)

A	B	C	D	E	F
.063	.031	.024	.012	.008	.006
1.60	0.79	0.61	0.30	0.20	0.15
G	H	J	K	wt	
.020	.010	.022	.053	grams	
0.51	0.25	0.56	1.35	0.005	

### Electrical Specifications at 25°C

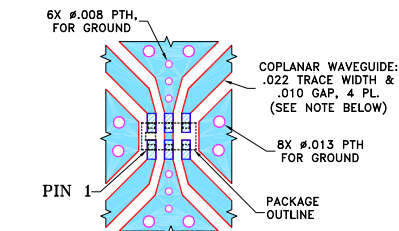
Parameter	Frequency (MHz)	Min.	Typ.	Max.	Unit
Frequency Range		1200		3300	MHz
Mainline Loss	1200-3300	—	0.4	0.7	dB
Coupling	1200-3300	—	22±2.0	—	dB
Coupling Flatness(±)	1200-3300	—	1.3	—	dB
Directivity	1200-3300	—	12	—	dB
Return Loss (Input)	1200-3300	15	20	—	dB
Return Loss (Output)	1200-3300	15	23	—	dB
Input Power <sup>1</sup>	1200-3300	—	2	—	W

1. Derate linearly 1W at 100°C.

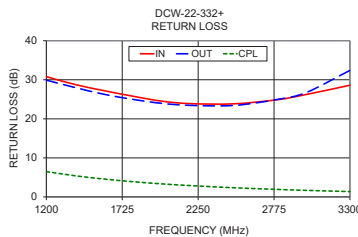
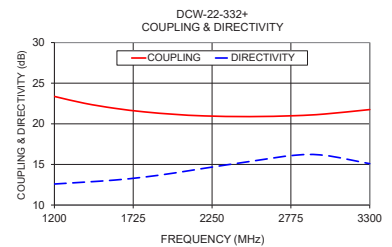
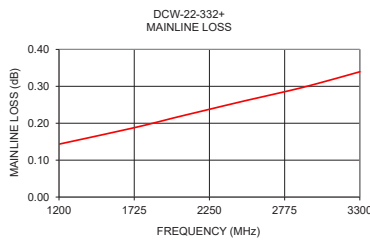
### Typical Performance Data

Frequency (MHz)	Mainline Loss (dB) In-Out	Coupling (dB) In-Cpl	Directivity (dB)	Return Loss (dB)		Cpl
				In	Out	
1200	0.14	23.37	12.59	30.79	29.90	6.49
1400	0.16	22.53	12.82	28.77	28.00	5.41
1600	0.18	21.91	13.07	27.20	26.28	4.57
1800	0.19	21.47	13.45	25.78	24.97	3.89
2000	0.21	21.17	13.95	24.51	23.95	3.34
2200	0.23	20.97	14.53	23.88	23.44	2.90
2500	0.26	20.89	15.36	23.84	23.43	2.34
2800	0.29	21.00	16.13	24.90	24.98	1.92
3000	0.31	21.20	16.12	26.25	26.77	1.68
3300	0.34	21.75	15.09	28.60	32.40	1.37

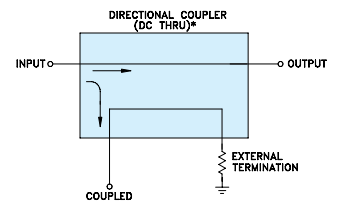
### Demo Board MCL P/N: TB-794+ Suggested PCB Layout (PL-440)



- Notes:
1. COPLANAR WAVEGUIDE IS SHOWN FOR ROGERS RO4350B WITH DIELECTRIC THICKNESS .010" ± .001", COPPER: 1/2 OZ. EACH SIDE. FOR OTHER MATERIALS TRACE WIDTH AND GAP MAY NEED TO BE MODIFIED.
  2. BOTTOM SIDE OF THE PCB IS CONTINUOUS GROUND PLANE.
- Legend:
- DENOTES PCB COPPER LAYOUT WITH SMOBC (SOLDER MASK OVER BARE COPPER).
  - DENOTES COPPER LAND PATTERN FREE OF SOLDER MASK.



### Electrical Schematic



\* ELECTRICAL SCHEMATIC FOR DIRECTIONAL COUPLERS REQUIRING EXTERNAL TERMINATION THAT IS DESIGNED WITHOUT INTERNAL TRANSFORMERS.

### Notes

- Performance and quality attributes and conditions not expressly stated in this specification document are intended to be excluded and do not form a part of this specification document.
- Electrical specifications and performance data contained in this specification document are based on Mini-Circuits' applicable established test performance criteria and measurement instructions.
- The parts covered by this specification document are subject to Mini-Circuits standard limited warranty and conditions (collectively, "Standard Terms"); Purchasers of this part are entitled to the rights and benefits contained therein. For a full statement of the Standard Terms and the exclusive rights and remedies thereunder, please visit Mini-Circuits' website at [www.minicircuits.com/MCLStore/terms.jsp](http://www.minicircuits.com/MCLStore/terms.jsp)



[www.minicircuits.com](http://www.minicircuits.com) P.O. Box 350166, Brooklyn, NY 11235-0003 (718) 934-4500 sales@minicircuits.com

REV. A  
M151107  
ED-16419/19  
DCW-22-332+  
MY/CP/AM  
150702  
Page 1 of 1

## X-ON Electronics

Largest Supplier of Electrical and Electronic Components

*Click to view similar products for [Signal Conditioning](#) category:*

*Click to view products by [Mini-Circuits](#) manufacturer:*

Other Similar products are found below :

[MAPDCC0001](#) [MAPDCC0004](#) [PD0409J5050S2HF](#) [880157](#) [HHS-109-PIN](#) [DC1417J5005AHF](#) [AFS14A30-2185.00-T3](#) [AFS14A35-1591.50-T3](#) [DS-323-PIN](#) [B39321R801H210](#) [1A0220-3](#) [JP510S](#) [LFB212G45SG8C341](#) [LFB322G45SN1A504](#) [LFL182G45TC3B746](#) [SF2159E](#) [30057](#)  
[FM-104-PIN](#) [CER0813B](#) [MAPDCC0005](#) [3A325](#) [40287](#) [41180](#) [ATB3225-75032NCT](#) [BD0810N50100AHF](#) [BD2425J50200AHF](#)  
[C5060J5003AHF](#) [JHS-115-PIN](#) [JP503AS](#) [DC0710J5005AHF](#) [DC2327J5005AHF](#) [DC3338J5005AHF](#) [43020](#) [LFB2H2G60BB1C106](#)  
[LFL15869MTC1B787](#) [X3C19F1-20S](#) [XC3500P-20S](#) [10013-20](#) [SF2194E](#) [CDBLB455KCAX39-B0](#) [TGL2208-SM, EVAL](#) [RF1353C](#)  
[PD0922J5050D2HF](#) [1E1305-3](#) [1G1304-30](#) [B0922J7575AHF](#) [2020-6622-20](#) [TP-102-PIN](#) [TP-103-PIN](#) [BD1222J50200AHF](#)