

Flexible Coaxial Cable

FL141 Model Series

50Ω DC to 18 GHz

The Big Deal

- Flexible
- Tight Bend Radius, 10mm
- Excellent Return Loss and Insertion Loss
- Ideal for interconnect of assembled systems



CASE STYLE: SE2637-XX

XX= cable length in inches

Product Overview

The FL141 Series Flexible Coaxial Cables are ideal for interconnection of coaxial components or sub-systems. The construction includes a silver-plated copper-clad steel center conductor. The outer shield is copper braid, tin soaked, which minimizes signal leakage and at the same time flexible for easy bend. Dielectric is low loss PTFE. Connectors have passivated stainless-steel coupling nut over a gold plated connector body with gold plated brass center conductor. The FL141 Series Flexible cables are available in variety of length to meet your requirements.

Key Features

Feature	Advantages
Flexible RF Cables	The FL141 Series Flexible cables are ideal for use integrating coaxial components and sub-assemblies without the need for special cable-bending tools and alleviating the risk of damage during the bending process typical of semi-rigid coaxial cable assemblies.
Tight Bend Radius: 10mm	Capable of only 10mm bend radius, the FL141 Flexible series is able to make connections in tight spaces making these cables ideal for dense system integration
Excellent Return loss <ul style="list-style-type: none">• 28 dB typ. at 6 GHz• 28 dB typ. at 18 GHz	The FL141 Series Flexible Cables are ideally suited for interconnecting a wide variety of RF components while minimizing VSWR ripple contribution due to mating cables & connectors.
Good Power Handling Capability: <ul style="list-style-type: none">• 57W at 0.5 GHz• 33W at 18 GHz	Mini-Circuits FL141 Cable series can support medium to high RF power levels enabling these cables to be used in the transmit path. NOTE: power rating is at sea-level altitudes.

Notes

- A. Performance and quality attributes and conditions not expressly stated in this specification document are intended to be excluded and do not form a part of this specification document.
B. Electrical specifications and performance data contained in this specification document are based on Mini-Circuit's applicable established test performance criteria and measurement instructions.
C. The parts covered by this specification document are subject to Mini-Circuits standard limited warranty and terms and conditions (collectively, "Standard Terms"); Purchasers of this part are entitled to the rights and benefits contained therein. For a full statement of the Standard Terms and the exclusive rights and remedies thereunder, please visit Mini-Circuits' website at www.minicircuits.com/MCLStore/terms.jsp



Flexible Coaxial Cable

50Ω 6 inch DC to 18 GHz

FL141-6SM+



CASE STYLE: SG2637-6

Connectors	Model
SMA-Male	FL141-6SM+

+RoHS Compliant

The +Suffix identifies RoHS Compliance. See our web site for RoHS Compliance methodologies and qualifications

Maximum Ratings

Operating Temperature	-55°C to 105°C	
Storage Temperature	-55°C to 105°C	
Power Handling at 25°C,	198W at	0.5 GHz
Sea Level	140W at	1 GHz
	99W at	2 GHz
	57W at	6 GHz
	45W at	10 GHz
	33W at	18 GHz

Permanent damage may occur if any of these limits are exceeded.

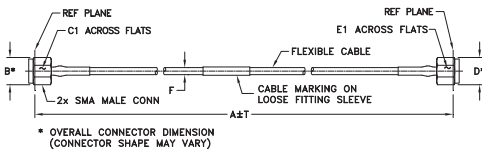
Features

- Wideband frequency coverage, DC to 18 GHz
- Low Loss, 0.45 dB typ. at 18 GHz
- Excellent Return Loss, 28 dB typ. at 18 GHz
- Flexible
- 10mm bend radius for tight installations
- Insulated outer jacket standard
- Connector interface, meets MIL-STD-348
- **Ideal for interconnect of assembled systems**

Applications

- Replacement for custom bent 0.141" semi-rigid cables
- Communication receivers and transmitters
- Military and aerospace systems
- Environmental and test chambers
- Test accessory

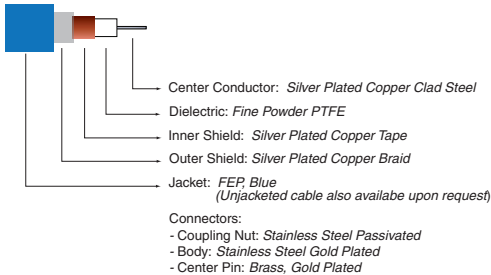
Outline Drawing



Outline Dimensions (inch/mm)

A	B	C1	C2	D	E1
6.0	0.36	0.315	--	0.36	0.315
152.40	9.14	8.0	--	9.14	8.0
E2	F	T	wt		
--	0.163±.006	0.05	grams		
--	4.14±0.15	1.27	8.11		

Cable Construction



Electrical Specifications at 25°C

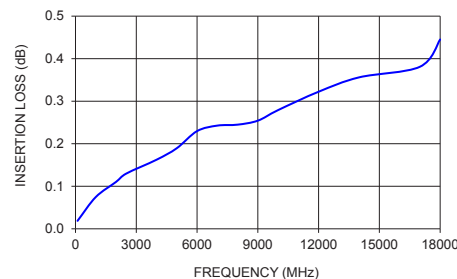
Parameter	Condition (GHz)	Min.	Typ.	Max.	Unit
Frequency Range		DC		18	GHz
Length¹			6		inches
Insertion Loss	DC - 2	—	0.1	0.2	dB
	2 - 6	—	0.1	0.4	
	6 - 10	—	0.2	0.5	
Return Loss	10 - 18	—	0.3	0.7	dB
	DC - 2	23	32	—	
	2 - 6	23	32	—	
	6 - 10	18	29	—	
	10 - 18	18	28	—	

1. Custom sizes available, consult factory.

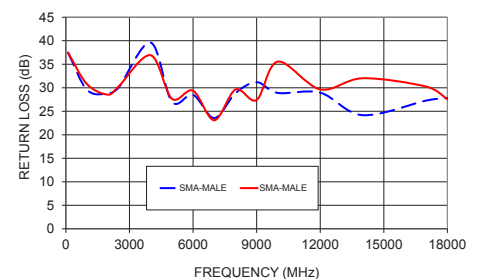
Typical Performance Data

Frequency (MHz)	Insertion Loss (dB)	Return Loss (dB)	
		SMA-Male	SMA-Male
100	0.02	37.5	37.5
1000	0.07	29.5	30.7
2000	0.11	28.8	28.5
2500	0.13	30.1	30.3
4000	0.16	39.6	36.9
5000	0.19	27.0	27.7
6000	0.23	28.5	29.4
7000	0.24	23.6	23.1
8000	0.24	28.8	29.6
9000	0.25	31.2	27.4
10000	0.28	28.9	35.6
12000	0.32	29.0	29.7
14000	0.36	24.2	32.0
17000	0.38	27.3	30.2
18000	0.45	27.8	27.5

FL141-6SM+ INSERTION LOSS



FL141-6SM+ RETURN LOSS



Notes

- Performance and quality attributes and conditions not expressly stated in this specification document are intended to be excluded and do not form a part of this specification document.
- Electrical specifications and performance data contained in this specification document are based on Mini-Circuit's applicable established test performance criteria and measurement instructions.
- The parts covered by this specification document are subject to Mini-Circuits standard limited warranty and terms and conditions (collectively, "Standard Terms"); Purchasers of this part are entitled to the rights and benefits contained therein. For a full statement of the Standard Terms and the exclusive rights and remedies thereunder, please visit Mini-Circuits' website at www.minicircuits.com/WCLStore/terms.jsp



www.minicircuits.com P.O. Box 350166, Brooklyn, NY 11235-0003 (718) 934-4500 sales@minicircuits.com

REV. OR
M167827
FL141-6SM+
WP/CP/AM
180509

X-ON Electronics

Largest Supplier of Electrical and Electronic Components

Click to view similar products for [RF Cable Assemblies](#) category:

Click to view products by [Mini-Circuits](#) manufacturer:

Other Similar products are found below :

[73-6352-10](#) [73-6353-3](#) [73-6364-6](#) [R285001001](#) [R288940004](#) [R288940005](#) [145111-05-12.00](#) [1661-C-24](#) [1801171170914KE](#) [24P104C24J1-012](#) [24P104C24P1-006](#) [24P104C24P1-018](#) [24P204C24J1-003](#) [172-2150-EX](#) [1800920920914PJ](#) [FCB-3030-ALT](#) [21117-046](#) [21117-050](#) [PCX-24-50](#) [24P103C24P2-003](#) [25P203C25P2-003](#) [PTWY-24-78](#) [R284008001](#) [R285001021](#) [R285426000](#) [R288940003](#) [R288940008](#) [RF179-74BJ3-77RP1-0305](#) [4814-BB-24](#) [5260-72](#) [JT2N1-CL1-1F](#) [DLP-COAX1](#) [4814-K-48](#) [115101-09-06.00](#) [CCNTN2-MM-LL335-26](#) [73-6351-25](#) [73-6352-3](#) [73-6353-25](#) [1800920920610PJ](#) [GD0BQ0BQ024.0](#) [1-3636-600-5210](#) [TL8A-11SMA-11SMA-01500-51](#) [R284C0351060](#) [R288940009](#) [R284C0351028](#) [R288940002](#) [9702-1SL-1](#) [PT82NSMA](#) [73-6353-10](#) [R285020301W](#)