

Miniature Plastic Fixed Attenuator

50Ω 0.5W 1dB DC to 8000 MHz

GAT-1+



Generic photo used for illustration purposes only

CASE STYLE: FG873

+RoHS Compliant

The +Suffix identifies RoHS Compliance. See our web site for RoHS Compliance methodologies and qualifications

Reel Size	Available Tape and Reel at no extra cost
7"	20, 50, 100, 200, 500, 1000
13"	2000, 3000, 4000

Maximum Ratings

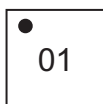
Operating Temperature	-45°C to 85°C
Storage Temperature	-55°C to 100°C

Permanent damage may occur if any of these limits are exceeded.

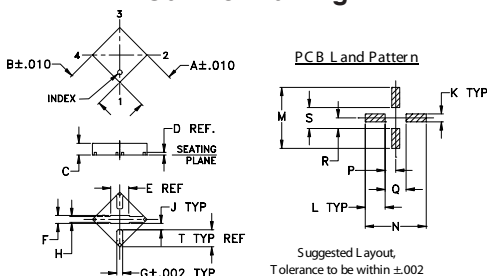
Pin Connections

INPUT	1
OUTPUT	3
GROUND	2,4

Product Marking



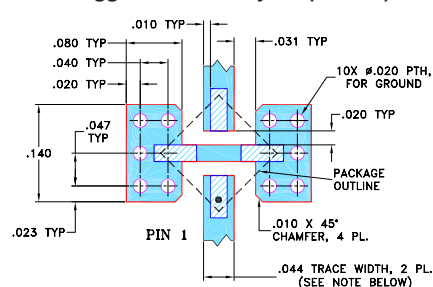
Outline Drawing



Outline Dimensions (inch/mm)

A	B	C	D	E	F	G	H	J		
0.118	0.118	0.035	0.008	0.07	0.024	0.017	0.018	0.021		
3.00	3.00	0.89	0.20	1.78	0.61	0.43	0.46	0.53		
K	L	M	N	P	Q	R	S	T	wt	
0.024	0.061	0.186	0.186	0.032	0.064	0.032	0.064	0.05	grams	
0.61	1.55	4.72	4.72	0.81	1.63	0.81	1.63	1.27	0.02	

Demo Board MCL P/N: TB-154 Suggested PCB Layout (PL-126)



Features

- miniature package MCLP™ 3x3 mm
- specified to 8000 MHz, useable to 10000 MHz
- excellent VSWR, 1:15:1 typ.

Applications

- cellular
- PCS
- communications
- radar
- defense

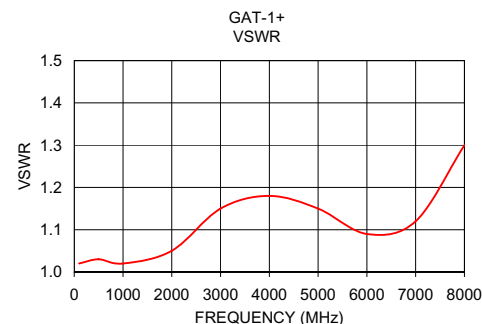
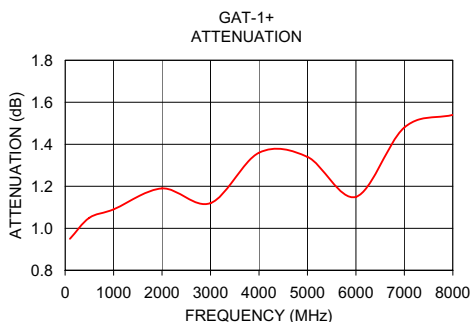
Electrical Specifications at 25°C

FREQ. RANGE (MHz)	ATTENUATION (dB) Flatness	VSWR (:1)			MAX. INPUT POWER ¹ (W)	
		DC-1 GHz	1-5 GHz	5-8 GHz		
f_L - f_U	Nom.	Typ. Max.	Typ. Max.	Typ.		
DC-8000	1±0.2	0.1	0.2	0.2	1.05 1.2 1.15 1.3 1.3	0.5

1. RF power at 25°C case temperature: ½Watt. Derate linearly to 0.2 Watt at 85°C.
2. Flatness= variation over band divided by 2

Typical Performance Data

Frequency (MHz)	Attenuation (dB)	VSWR (:1)
100.00	0.95	1.02
500.00	1.05	1.03
1000.00	1.09	1.02
2000.00	1.19	1.05
3000.00	1.12	1.15
4000.00	1.36	1.18
5000.00	1.34	1.15
6000.00	1.15	1.09
7000.00	1.48	1.12
8000.00	1.54	1.30



Notes

- Performance and quality attributes and conditions not expressly stated in this specification document are intended to be excluded and do not form a part of this specification document.
- Electrical specifications and performance data contained in this specification document are based on Mini-Circuit's applicable established test performance criteria and measurement instructions.
- The parts covered by this specification document are subject to Mini-Circuits standard limited warranty and terms and conditions (collectively, "Standard Terms"); Purchasers of this part are entitled to the rights and benefits contained therein. For a full statement of the Standard Terms and the exclusive rights and remedies thereunder, please visit Mini-Circuits' website at www.minicircuits.com/MCLStore/terms.jsp



X-ON Electronics

Largest Supplier of Electrical and Electronic Components

Click to view similar products for [Attenuators](#) category:

Click to view products by [Mini-Circuits](#) manufacturer:

Other Similar products are found below :

[ATN3580-01](#) [MAAD-009195-000100](#) [20-50TPC](#) [18AH-01](#) [ATN3580-20](#) [ATN3590-09](#) [MASW-008322-000000](#) [PCAF-10](#) [EXB-24AT9AR5X](#) [ATN3580-08](#) [ATN3580-06](#) [WA04P006XCTL](#) [ATN3580-03](#) [WA04P005XBTL](#) [WA04P007XCTL](#) [WA04P001XBTL](#) [WA04P002XBTL](#) [PAT0816-C-0DB-T5](#) [PAT0816-C-8DB-T5](#) [PAT0816-C-10DB-T5](#) [PAT1632-C-3DB-T1](#) [PAT1632-C-6DB-T1](#) [PAT1632-C-10DB-T1](#) [PAT1632-C-1DB-T1](#) [PAT0816-C-2DB-T5](#) [PAT0816-C-4DB-T5](#) [MAT10300](#) [GAT-20+](#) [PAT-5+](#) [RCAT-10+](#) [GAT-1+](#) [DAT-31A-PP+](#) [RCAT-02+](#) [YAT-2A+](#) [GAT-10+](#) [LAT-1+](#) [GAT-3+](#) [LAT-10+](#) [LAT-3+](#) [PAT-8+](#) [DAT-15R5A-PP+](#) [LAT-2+](#) [LAT-20+](#) [PAT-10+](#) [GAT-30+](#) [GAT-6+](#) [RCAT-08+](#) [PAT-2+](#) [D10AA3Z4](#) [MAATCC0007-TB](#)