


Power Splitter/Combiner

GP2X1+

2 Way-0° 50Ω 2800 to 7200 MHz



Generic photo used for illustration purposes only

CASE STYLE: DQ1225

+RoHS Compliant

The +Suffix identifies RoHS Compliance. See our web site for RoHS Compliance methodologies and qualifications

Available Tape and Reel at no extra cost

Reel Size	Devices/Reel
7"	20, 50, 100, 200, 500, 1000, 2000

Maximum Ratings

Operating Temperature	-40°C to 85°C
Storage Temperature	-65°C to 150°C
Power Input (as a splitter)	1.5W max.
Internal Dissipation	0.75W max.
Permanent damage may occur if any of these limits are exceeded.	

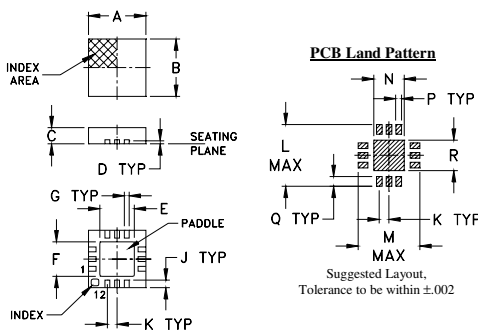
Pad Connections

SUM PORT	2
PORT 1	7
PORT 2	9
GROUND	1,3,4,5,6,8,10,11,12, paddle

Product Marking



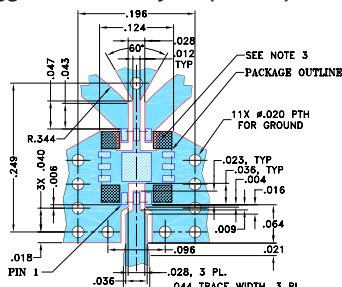
Outline Drawing



Outline Dimensions (inch/mm)

A	B	C	D	E	F	G	H	J
.118	.118	.035	.008	.057	.057	.009	---	.016
3.00	3.00	0.89	0.20	1.45	1.45	0.23	---	0.41
K	L	M	N	P	Q	R		wt
.020	.127	.127	.049	.010	.020	.049		grams
0.51	3.23	3.23	1.24	0.25	0.51	1.24		0.02

Demo Board MCL P/N: TB-453-GP2X1+ Suggested PCB Layout (PL-282)



- NOTES:
- TRACE WIDTH IS SHOWN FOR ROGERS RO4350B WITH DIELECTRIC THICKNESS .020" ± .0015"; COPPER: 1/2 OZ. EACH SIDE. FOR OTHER MATERIALS TRACE WIDTH AND GAP MAY NEED TO BE MODIFIED.
 - BOTTOM SIDE OF THE PCB IS CONTINUOUS GROUND PLANE.
 - SIGNAL TRACES ARE NOT ALLOWED INSIDE HATCHED AREAS (APPROX. .030 X .030) AT 4 PLACES AS SHOWN.
- DENOTES PCB COPPER LAYOUT WITH SMOBC (SOLDER MASK OVER BARE COPPER)
- DENOTES COPPER LAND PATTERN FREE OF SOLDER MASK

Notes

- Performance and quality attributes and conditions not expressly stated in this specification document are intended to be excluded and do not form a part of this specification document.
- Electrical specifications and performance data contained in this specification document are based on Mini-Circuit's applicable established test performance criteria and measurement instructions.
- The parts covered by this specification document are subject to Mini-Circuits standard limited warranty and terms and conditions (collectively, "Standard Terms"); Purchasers of this part are entitled to the rights and benefits contained therein. For a full statement of the Standard Terms and the exclusive rights and remedies thereunder, please visit Mini-Circuits' website at www.minicircuits.com/MCLStore/terms.jsp

Features

- very wide bandwidth, 2800 to 7200 MHz
- excellent amplitude unbalance, 0.1 dB typ.
- good phase unbalance, 3 deg. typ.
- small size, 0.118"x0.118"x0.035"
- high ESD level
- aqueous washable

Applications

- WIMAX
- radar
- ISM
- WLAN
- satellite communication
- instrumentation

Electrical Specifications

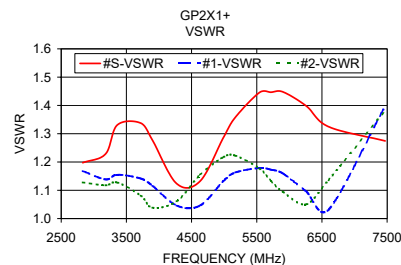
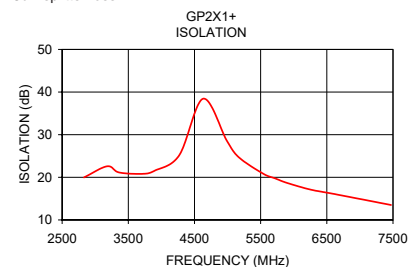
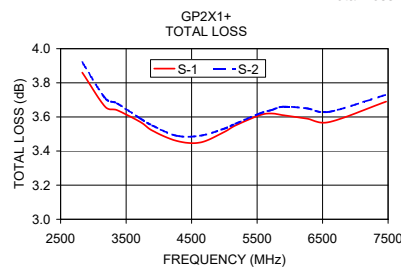
FREQ. RANGE (MHz)	ISOLATION (dB)		INSERTION LOSS* (dB) ABOVE 3.0 dB		PHASE UNBALANCE (Degrees)	AMPLITUDE UNBALANCE (dB)	VSWR (:1) Typ.	
	Typ.	Min.	Typ.	Max.			Port S	Ports 1,2
2800-7200	22	10	0.8	1.9	10.0	0.4	1.3	1.2

* De-embedded from demo board loss.

Typical Performance Data

Frequency (MHz)	Total Loss ¹ (dB)		Amplitude Unbalance (dB)	Isolation (dB)	Phase Unbalance (deg.)	VSWR S	VSWR 1	VSWR 2
	S-1	S-2						
2830.00	3.86	3.92	0.06	19.96	2.37	1.20	1.17	1.13
3180.00	3.66	3.71	0.05	22.58	2.72	1.23	1.14	1.12
3360.00	3.64	3.68	0.04	21.14	2.92	1.33	1.16	1.13
3720.00	3.57	3.59	0.03	20.82	3.20	1.34	1.14	1.08
3900.00	3.52	3.55	0.02	21.57	3.30	1.28	1.12	1.04
4270.00	3.46	3.49	0.04	25.19	3.58	1.12	1.05	1.06
4630.00	3.45	3.49	0.04	38.44	3.97	1.13	1.05	1.15
4990.00	3.51	3.53	0.02	28.55	4.38	1.29	1.13	1.22
5170.00	3.55	3.56	0.01	24.69	4.58	1.36	1.16	1.22
5540.00	3.61	3.62	0.01	20.83	4.94	1.45	1.18	1.18
5720.00	3.62	3.64	0.03	19.75	5.14	1.45	1.17	1.13
5900.00	3.61	3.66	0.05	18.68	5.49	1.45	1.16	1.09
6260.00	3.59	3.65	0.05	17.10	6.01	1.40	1.10	1.05
6600.00	3.57	3.63	0.06	16.13	6.37	1.33	1.03	1.14
7470.00	3.69	3.73	0.04	13.51	7.31	1.27	1.40	1.38

1. Total Loss = Insertion Loss + 3dB splitter loss.



electrical schematic



ESD Rating

Human Body Model (HBM): Class 1A (250 to < 500V) in accordance with ANSI/ESD STM 5.1 - 2001
Machine Model (MM): Class M2 (100V to < 250V) in accordance with ANSI/ESD STM 5.2 - 1999

X-ON Electronics

Largest Supplier of Electrical and Electronic Components

Click to view similar products for [Signal Conditioning](#) category:

Click to view products by [Mini-Circuits](#) manufacturer:

Other Similar products are found below :

[MAPDCC0001](#) [MAPDCC0004](#) [PD0409J5050S2HF](#) [880157](#) [HHS-109-PIN](#) [DC1417J5005AHF](#) [AFS14A30-2185.00-T3](#) [AFS14A35-1591.50-T3](#) [DS-323-PIN](#) [B39321R801H210](#) [1A0220-3](#) [JP510S](#) [LFB212G45SG8C341](#) [LFB322G45SN1A504](#) [LFL182G45TC3B746](#) [SF2159E](#) [30057](#)
[FM-104-PIN](#) [CER0813B](#) [MAPDCC0005](#) [3A325](#) [40287](#) [41180](#) [ATB3225-75032NCT](#) [BD0810N50100AHF](#) [BD2425J50200AHF](#)
[C5060J5003AHF](#) [JHS-115-PIN](#) [JP503AS](#) [DC0710J5005AHF](#) [DC2327J5005AHF](#) [DC3338J5005AHF](#) [43020](#) [LFB2H2G60BB1C106](#)
[LFL15869MTC1B787](#) [X3C19F1-20S](#) [XC3500P-20S](#) [10013-20](#) [SF2194E](#) [CDBLB455KCAX39-B0](#) [TGL2208-SM, EVAL](#) [RF1353C](#)
[PD0922J5050D2HF](#) [1E1305-3](#) [1G1304-30](#) [B0922J7575AHF](#) [2020-6622-20](#) [TP-102-PIN](#) [TP-103-PIN](#) [BD1222J50200AHF](#)