

# Coaxial Fixed Attenuator

## HAT-6-75+

75Ω 0.5W 6dB DC to 2000 MHz

### Maximum Ratings

Operating Temperature	-45°C to 100°C
Storage Temperature	-55°C to 100°C

Permanent damage may occur if any of these limits are exceeded.



Generic photo used for illustration purposes only

CASE STYLE: FF747

Connectors	Model
BNC Male-BNC Female	HAT-6-75+

**+RoHS Compliant**

The +Suffix identifies RoHS Compliance. See our web site for RoHS Compliance methodologies and qualifications

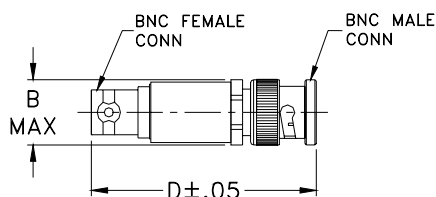
### Features

- excellent VSWR, 1.05:1 typ.
- excellent flatness, 0.15 dB typ. to 2000 MHz
- usable to 4000 MHz
- rugged unibody construction

### Applications

- cable tv
- instrumentation
- DS3 signal

### Outline Drawing



### Outline Dimensions (inch/mm)

B	D	wt
.62	1.94	grams
15.75	49.28	30.0

### Electrical Specifications

FREQ. RANGE (MHz)	ATTENUATION (dB)						VSWR (:1)						MAX. INPUT POWER† (W)	
	Flatness*													
	DC-0.5 GHz		DC-1 GHz		DC-2 GHz		DC-0.5 GHz		DC-1 GHz		DC-2 GHz			
$f_L-f_U$	Nom.	Typ.	Max.	Typ.	Max.	Typ.	Max.	Typ.	Max.	Typ.	Max.	Typ.	Max.	
DC-2000	6±0.2	0.05	0.15	0.10	0.20	0.15	0.25	1.03	1.2	1.05	1.2	1.15	1.3	0.5

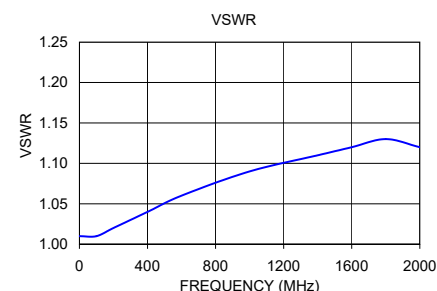
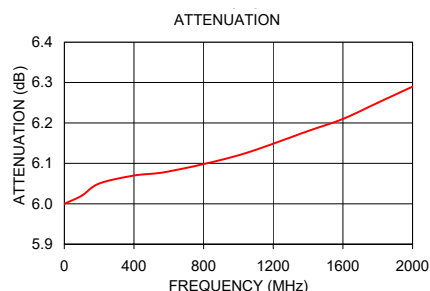
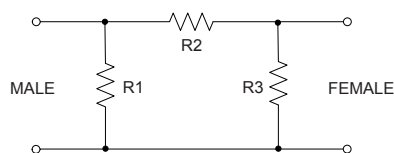
\* Flatness = variation over band divided by 2.

† 0.5 Watt at 70°C ambient, derate linearly .015W/°C above 70°C

### Typical Performance Data

Frequency (MHz)	Attenuation (dB)	VSWR (:1)
1	6.00	1.01
100	6.02	1.01
200	6.05	1.02
400	6.07	1.04
600	6.08	1.06
1000	6.12	1.09
1400	6.18	1.11
1600	6.21	1.12
1800	6.25	1.13
2000	6.29	1.12

### Electrical Schematic



### Notes

- Performance and quality attributes and conditions not expressly stated in this specification document are intended to be excluded and do not form a part of this specification document.
- Electrical specifications and performance data contained in this specification document are based on Mini-Circuit's applicable established test performance criteria and measurement instructions.
- The parts covered by this specification document are subject to Mini-Circuits standard limited warranty and terms and conditions (collectively, "Standard Terms"); Purchasers of this part are entitled to the rights and benefits contained therein. For a full statement of the Standard Terms and the exclusive rights and remedies thereunder, please visit Mini-Circuits' website at [www.minicircuits.com/MCLStore/terms.jsp](http://www.minicircuits.com/MCLStore/terms.jsp)



## X-ON Electronics

Largest Supplier of Electrical and Electronic Components

*Click to view similar products for [Attenuators - Interconnects](#) category:*

*Click to view products by [Mini-Circuits](#) manufacturer:*

Other Similar products are found below :

[R411803119](#) [R413806115](#) [R413808000](#) [R413810115](#) [R413850115](#) [R414510000](#) [R414701000](#) [R415303000](#) [BNC-13](#) [R411800121](#)  
[R411801121](#) [R412412124](#) [R412450000](#) [R413800000](#) [R413805000](#) [R413830000](#) [R413840115](#) [R414730000](#) [R415420000](#) [R415703000](#)  
[R416010000](#) [R420003110](#) [R411801000](#) [R411815121](#) [R413305000](#) [R413801000](#) [R414520000](#) [R411808121](#) [R412500124](#) [R412414124](#)  
[R412501124](#) [HMC-C584](#) [R413802000](#) [R412400124](#) [R411700124](#) [R417310130](#) [R411801119](#) [R412419124](#) [R411703124](#) [R412401124](#)  
[R443131000](#) [R417130110](#) [R414700000](#) [R414505000](#) [R411802119](#) [R417720128](#) [R420706110](#) [R413811000](#) [R413803115](#) [R414501000](#)