

Power Splitter/Combiner

JS4PS-1

4 Way-0° 50Ω 80 to 520 MHz



Generic photo used for illustration purposes only

CASE STYLE: BJ360

Maximum Ratings

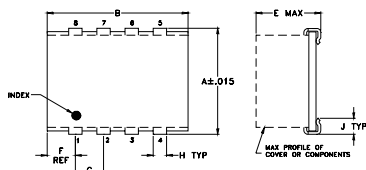
Operating Temperature	-40°C to 85°C
Storage Temperature	-55°C to 100°C
Power Input (as a splitter)	0.75W max.
Internal Dissipation	0.5W max.

Permanent damage may occur if any of these limits are exceeded.

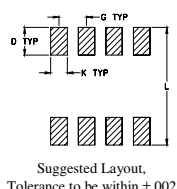
Pin Connections

SUM PORT	2
PORT 1	8
PORT 2	7
PORT 3	6
PORT 4	5
GROUND	1,3,4

Outline Drawing



PCB Land Pattern

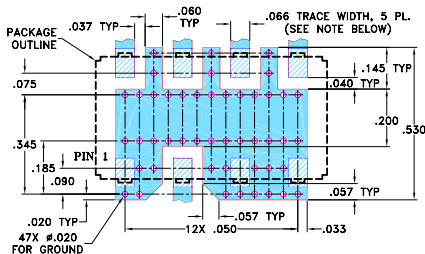


Outline Dimensions (inch/mm)

A	B	C	D	E	F	G
.450	.800	--	.100	.250	.100	.200
11.43	20.32	--	2.54	6.35	2.54	5.08

H	J	K	L	wt
.047	.065	.065	.480	grams
1.19	1.65	1.65	12.19	1.7

Demo Board MCL P/N: TB-215 Suggested PCB Layout (PL-101)



- NOTES:
- TRACE WIDTH IS SHOWN FOR ROGERS RO4350B WITH DIELECTRIC THICKNESS 0.030" ± 0.002"; COPPER: 1/2 OZ. EACH SIDE. FOR OTHER MATERIALS TRACE WIDTH MAY NEED TO BE MODIFIED.
 - BOTTOM SIDE OF THE PCB IS CONTINUOUS GROUND PLANE.
 - DENOTES PCB COPPER LAYOUT WITH SMOBC (SOLDER MASK OVER BARE COPPER)
 - DENOTES COPPER LAND PATTERN FREE OF SOLDER MASK

Notes

- Performance and quality attributes and conditions not expressly stated in this specification document are intended to be excluded and do not form a part of this specification document.
- Electrical specifications and performance data contained in this specification document are based on Mini-Circuit's applicable established test performance criteria and measurement instructions.
- The parts covered by this specification document are subject to Mini-Circuit's standard limited warranty and terms and conditions (collectively, "Standard Terms"); Purchasers of this part are entitled to the rights and benefits contained therein. For a full statement of the Standard Terms and the exclusive rights and remedies thereunder, please visit Mini-Circuit's website at www.minicircuits.com/MCLStore/terms.jsp

Features

- high isolation, 35 dB typ.
- good input matching, VSWR 1.2 typ.
- good output matching VSWR, 1.1 typ.
- aqueous washable
- shielded case

Applications

- VHF/UHF
- receivers/transmitters
- instrumentation

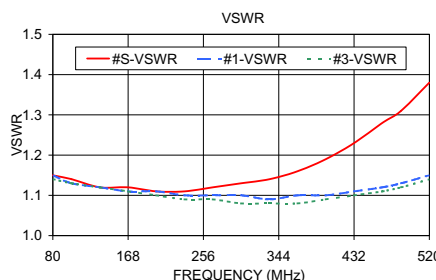
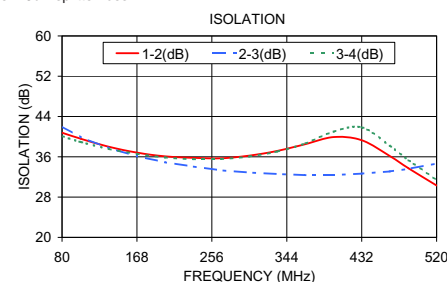
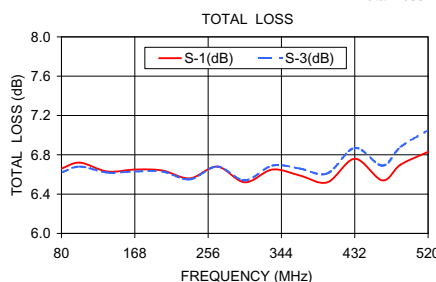
Electrical Specifications

FREQ. RANGE (MHz)	ISOLATION (dB)	INSERTION LOSS (dB) ABOVE 6.0 dB	PHASE UNBALANCE (Degrees)	AMPLITUDE UNBALANCE (dB)
f_L - f_U	Typ. Min.	Typ. Max.	Max.	Max.
80-520	35 20	0.8 1.5	5	0.5


Typical Performance Data

Freq. (MHz)	Total Loss ¹ (dB)				Amp. Unbal. (dB)	Isolation (dB)			Phase Unbal. (deg.)	VSWR S	VSWR 1	VSWR 2	VSWR 3	VSWR 4
	S-1	S-2	S-3	S-4		1-2	2-3	3-4						
80.00	6.66	6.66	6.62	6.69	0.07	40.78	42.03	40.10	0.14	1.15	1.15	1.14	1.14	1.14
102.00	6.72	6.71	6.68	6.67	0.04	39.58	39.87	38.93	0.30	1.14	1.13	1.13	1.13	1.13
135.00	6.63	6.63	6.62	6.71	0.09	37.99	37.74	37.56	0.30	1.12	1.12	1.12	1.12	1.12
168.00	6.65	6.65	6.63	6.69	0.06	36.83	36.11	36.58	0.34	1.12	1.11	1.11	1.11	1.11
201.00	6.64	6.65	6.63	6.67	0.04	36.10	34.92	35.88	0.36	1.11	1.11	1.10	1.10	1.10
234.00	6.56	6.55	6.55	6.71	0.16	35.80	34.07	35.54	0.34	1.11	1.10	1.10	1.09	1.09
267.00	6.68	6.68	6.68	6.66	0.02	35.71	33.31	35.56	0.55	1.12	1.10	1.09	1.09	1.09
300.00	6.52	6.52	6.54	6.68	0.17	36.23	32.88	36.07	0.61	1.13	1.10	1.09	1.08	1.08
333.00	6.65	6.65	6.69	6.73	0.08	37.17	32.59	37.05	0.59	1.14	1.09	1.09	1.08	1.08
366.00	6.59	6.60	6.66	6.64	0.07	38.51	32.35	38.66	0.54	1.16	1.10	1.09	1.08	1.08
399.00	6.52	6.53	6.61	6.66	0.14	39.93	32.37	40.99	0.65	1.19	1.10	1.09	1.09	1.08
432.00	6.76	6.78	6.87	6.74	0.13	39.29	32.67	41.86	0.55	1.23	1.11	1.10	1.10	1.09
465.00	6.54	6.56	6.69	6.66	0.15	36.15	33.10	38.20	0.67	1.28	1.12	1.12	1.11	1.11
487.00	6.70	6.72	6.88	6.69	0.20	33.71	33.61	35.32	0.66	1.31	1.13	1.13	1.12	1.12
520.00	6.83	6.84	7.05	6.75	0.30	30.30	34.67	31.43	0.77	1.38	1.15	1.15	1.14	1.14

1. Total Loss = Insertion Loss + 6dB splitter loss.



electrical schematic



X-ON Electronics

Largest Supplier of Electrical and Electronic Components

Click to view similar products for [Signal Conditioning](#) category:

Click to view products by [Mini-Circuits](#) manufacturer:

Other Similar products are found below :

[MAPDCC0001](#) [MAPDCC0004](#) [PD0409J5050S2HF](#) [880157](#) [HHS-109-PIN](#) [DC1417J5005AHF](#) [AFS14A30-2185.00-T3](#) [AFS14A35-1591.50-T3](#) [DS-323-PIN](#) [B39321R801H210](#) [1A0220-3](#) [JP510S](#) [LFB212G45SG8C341](#) [LFB322G45SN1A504](#) [LFL182G45TC3B746](#) [SF2159E](#) [30057](#)
[FM-104-PIN](#) [CER0813B](#) [MAPDCC0005](#) [3A325](#) [40287](#) [41180](#) [ATB3225-75032NCT](#) [BD0810N50100AHF](#) [BD2425J50200AHF](#)
[C5060J5003AHF](#) [JHS-115-PIN](#) [JP503AS](#) [DC0710J5005AHF](#) [DC2327J5005AHF](#) [DC3338J5005AHF](#) [43020](#) [LFB2H2G60BB1C106](#)
[LFL15869MTC1B787](#) [X3C19F1-20S](#) [XC3500P-20S](#) [10013-20](#) [SF2194E](#) [CDBLB455KCAX39-B0](#) [TGL2208-SM, EVAL](#) [RF1353C](#)
[PD0922J5050D2HF](#) [1E1305-3](#) [1G1304-30](#) [B0922J7575AHF](#) [2020-6622-20](#) [TP-102-PIN](#) [TP-103-PIN](#) [BD1222J50200AHF](#)