


X2 Frequency Multiplier

KC2-11+

50Ω Output 1000 to 2200 MHz



Generic photo used for illustration purposes only

CASE STYLE: DZ885

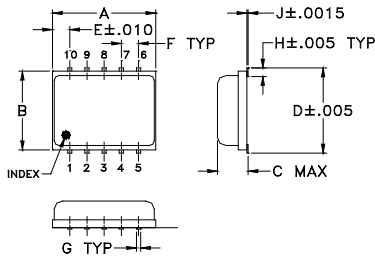
Maximum Ratings

Operating Temperature	-55°C to 100°C
Storage Temperature	-55°C to 100°C
RF Input, 25°C	200mW
Permanent damage may occur if any of these limits are exceeded.	

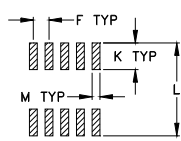
Pin Connections

INPUT	10
OUTPUT	5
50Ω TERMINATE EXT.	3
GROUND	1,2,4,6,7,8,9

Outline Drawing



PCB Land Pattern

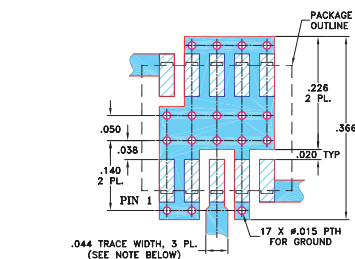


Suggested Layout,
Tolerance to be within ±.002

Outline Dimensions (inch/mm)

A	B	C	D	E	F	G
.30	.250	.085	.266	.050	.050	.012
7.62	6.35	2.16	6.76	1.27	1.27	0.30
H	J	K	L	M	wt	
.029	.004	.085	.296	.030	grams	
0.74	0.10	2.16	7.52	0.76	0.25	

Demo Board MCL P/N: TB-144 Suggested PCB Layout (PL-045)



- NOTES: 1. TRACE WIDTH IS SHOWN FOR ROGERS RO4350B WITH DIELECTRIC THICKNESS .020" ± .0015"; COPPER: 1/2 OZ, EACH SIDE. FOR OTHER MATERIALS TRACE WIDTH MAY NEED TO BE MODIFIED.
2. BOTTOM SIDE OF THE PCB IS CONTINUOUS GROUND PLANE.
3. DENOTES PCB COPPER LAYOUT WITH SMOBC (SOLDER MASK OVER BARE COPPER)
4. DENOTES COPPER LAND PATTERN FREE OF SOLDER MASK

Features

- low conversion loss, 10.5 dB typ.
- LTCC design
- low profile, 0.085"
- low cost

Applications

- synthesizers
- local oscillators

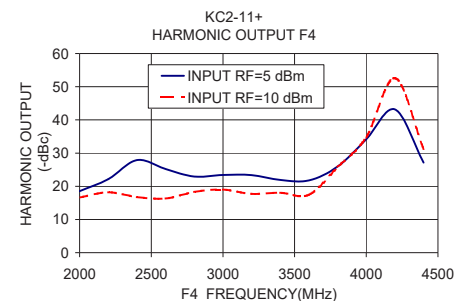
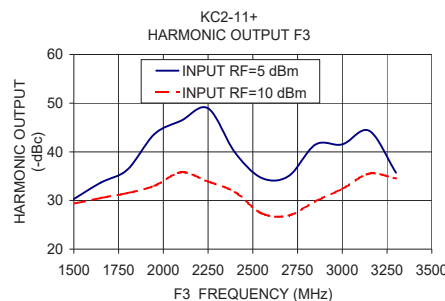
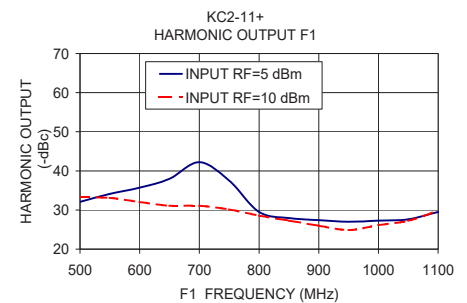
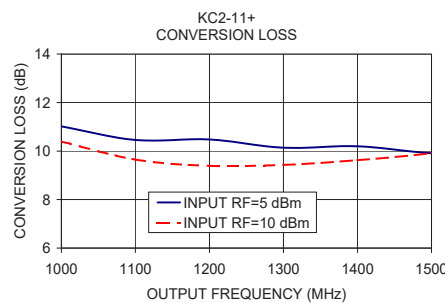
Electrical Specifications

MULTIPLICATION FACTOR	FREQUENCY (MHz)		INPUT POWER (dBm)		CONVERSION LOSS (dB)		*HARMONIC OUTPUT (dBc)					
	F1 Input	F2 Output	Min.	Max.	Typ.	Max.	F1 Typ.	F1 Min.	F3 Typ.	F3 Min.	F4 Typ.	F4 Min.
2	500-1100	1000-2200	5	10	10.5	13.5	27	18	34	20	21	12
	550-750	1100-1500	5	10	10.0	13.5	30	21	34	21	21	12

* Harmonics of input frequency below the power level of F2

Typical Performance Data

Input Frequency (MHz)	INPUT RF= 5 dBm				INPUT RF= 10 dBm			
	Conversion Loss (dB) F2	Harmonic Output Below F2 (-dBc) F1	Harmonic Output Below F2 (-dBc) F3	Harmonic Output Below F2 (-dBc) F4	Conversion Loss (dB) F2	Harmonic Output Below F2 (-dBc) F1	Harmonic Output Below F2 (-dBc) F3	Harmonic Output Below F2 (-dBc) F4
500.00	11.02	32.07	30.29	18.52	10.39	33.22	29.34	16.59
550.00	10.46	34.11	33.67	22.15	9.65	33.10	30.50	18.18
600.00	10.48	35.71	36.35	27.92	9.39	32.02	31.53	16.77
650.00	10.14	37.99	43.65	25.22	9.43	31.11	33.01	16.33
700.00	10.20	42.23	46.39	22.94	9.62	31.08	35.78	18.30
750.00	9.91	37.54	48.95	23.42	9.91	30.15	33.90	19.01
800.00	9.83	29.48	39.88	23.38	10.35	28.56	31.75	17.73
850.00	9.96	27.93	34.61	21.93	11.04	27.29	27.33	18.07
900.00	10.27	27.40	35.02	21.75	11.29	25.98	26.91	17.41
950.00	10.02	26.99	41.50	25.97	10.69	24.88	29.84	25.84
1000.00	10.21	27.27	41.54	34.18	10.38	26.16	32.38	34.74
1050.00	11.02	27.61	44.32	43.17	11.15	27.23	35.50	52.58
1100.00	12.37	29.48	35.70	27.14	12.06	29.84	34.52	31.25



Notes

- A. Performance and quality attributes and conditions not expressly stated in this specification document are intended to be excluded and do not form a part of this specification document.
B. Electrical specifications and performance data contained in this specification document are based on Mini-Circuits' applicable established test performance criteria and measurement instructions.
C. The parts covered by this specification document are subject to Mini-Circuits standard limited warranty and terms and conditions (collectively, "Standard Terms"); Purchasers of this part are entitled to the rights and benefits contained therein. For a full statement of the Standard Terms and the exclusive rights and remedies thereunder, please visit Mini-Circuits' website at www.minicircuits.com/MCLStore/terms.jsp



X-ON Electronics

Largest Supplier of Electrical and Electronic Components

Click to view similar products for [RF Wireless Misc category](#):

Click to view products by [Mini-Circuits manufacturer](#):

Other Similar products are found below :

[R415720000](#) [HMC598-SX](#) [RX98-4](#) [MABT-011000-14235P](#) [W2SW0001-SHLD](#) [HMC1110-SX](#) [HMC579-SX](#) [R417703118](#) [MA4BN1840-1](#)
[HMC443LP4ETR](#) [HMC561LP3ETR](#) [ADL5390ACPZ-REEL7](#) [ADA4304-2ACPZ-R2](#) [ADA4304-2ACPZ-R7](#) [ADA4304-3ACPZ-R2](#)
[ADA4304-4ACPZ-R2](#) [ADA4304-4ACPZ-R7](#) [ADA4304-3ACPZ-R7](#) [HMC760LC4B](#) [HMC577LC4B](#) [HMC370LP4E](#) [HMC443LP4E](#)
[HMC444LP4E](#) [HMC445LP4E](#) [HMC448](#) [HMC448LC3B](#) [HMC1096LP3ETR](#) [HMC561](#) [HMC573LC3BTR](#) [HMC575LP4](#) [HMC576](#)
[HMC576LC3BTR](#) [HMC578LC3B](#) [HMC578LC3BTR](#) [HMC578-SX](#) [HMC598](#) [HMC814](#) [HMC814LC3B](#) [HMC814LC3BTR](#) [SML1](#)
[MADRCC0004](#) [MADRCC0007](#) [MAX2045ETJ+](#) [CMX881E1](#) [SA606DK/01,118](#) [MAX1005CEE+](#) [MAX9990ETP+](#) [MADRCC0005](#)
[MADRCC0006](#) [HMC448LC3BTR](#)