

# RF Transformer

50Ω 4500 to 6000 MHz 1:4 Ratio

NCS4-63+



CASE STYLE: GE0805C-1

## Maximum Ratings

Operating Temperature	-40°C to 85°C
Storage Temperature	-55°C to 100°C
Input RF Power***	3W

\*\*\* Derate linearly to 2W at 85°C  
Permanent damage may occur if any of these limits are exceeded.

## Pad Connections

PRIMARY DOT (Unbalanced Port)	1
PRIMARY (GND)	2,5
SECONDARY DOT (Balanced)	4
SECONDARY (Balanced)	3
NO CONNECTION	6

Pads 2,3,4,5 are DC-connected internally

## Features

- wideband, 4500 to 6000 MHz
- low phase unbalance, 5 deg. and amplitude unbalance, 0.3 dB typ.
- miniature size, 0.079"x0.049"x0.033"
- LTCC construction
- low cost
- aqueous washable

## Applications

- WLAN
- WIMAX
- 802.11
- radar

### +RoHS Compliant

The +Suffix identifies RoHS Compliance. See our web site for RoHS Compliance methodologies and qualifications



Available Tape and Reel at no extra cost

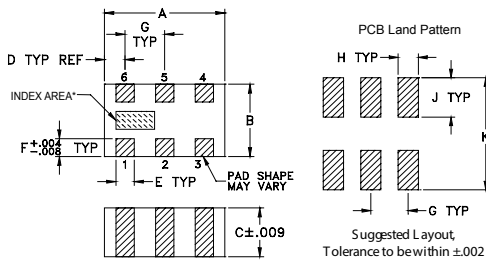
Reel Size	Devices/Reel
7"	20, 50, 100, 200, 500, 1000, 4000

## Electrical Specifications (T<sub>AMB</sub>=25°C)

Ω RATIO (Secondary/Primary)	FREQUENCY (MHz)	INSERTION* LOSS (dB)	PHASE UNBALANCE AT SECONDARY† (Deg.) Typ.	AMPLITUDE UNBALANCE (dB) Typ.
4	4500-6000	1.0	5	0.5

\* Insertion Loss is referenced to mid-band loss, 0.7 dB. Reference Demo Board TB-419+  
† Relative to 180°

## Outline Drawing

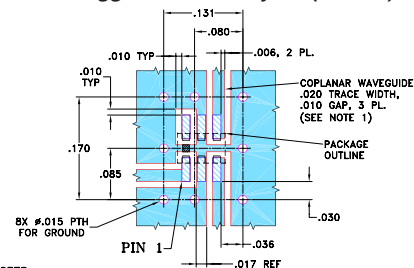


\*Shape of index marking may vary

## Outline Dimensions (inch/mm)

A	B	C	D	E	F
.079	.049	.033	.014	.012	.012
2.01	1.24	0.84	0.36	0.30	0.30
G	H	J	K	wt	
.026	.014	.039	.110	grams	
0.66	0.36	1.00	2.80	.008	

## Demo Board MCL P/N: TB-419+ Suggested PCB Layout (PL-264)



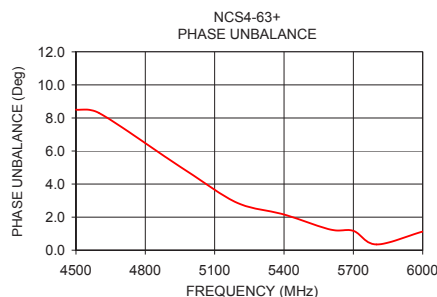
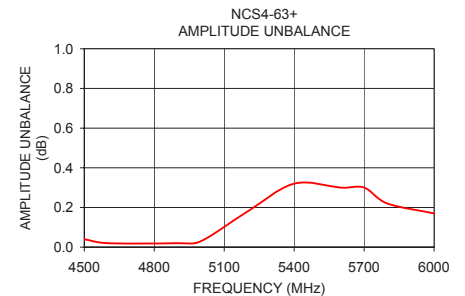
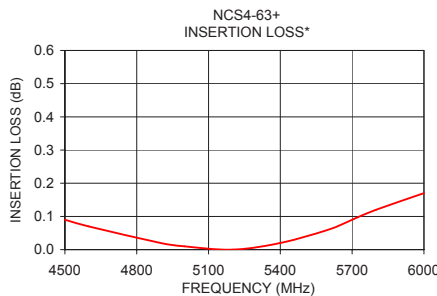
- NOTES:
1. COPLANAR WAVEGUIDE PARAMETERS ARE SHOWN FOR ROGERS RO4350B WITH DIELECTRIC THICKNESS .010" ± .001". COPPER: 1/2 OZ, EACH SIDE. FOR OTHER MATERIALS TRACE WIDTH AND GAP MAY NEED TO BE MODIFIED.
  2. BOTTOM SIDE OF THE PCB IS CONTINUOUS GROUND PLANE.
- DENOTES PCB COPPER LAYOUT WITH SMOBC (SOLDER MASK OVER BARE COPPER).
- DENOTES COPLANAR WAVEGUIDE LAND PATTERN FREE OF SOLDER MASK

A. Performance and quality attributes and conditions not expressly stated in this specification document are intended to be excluded and do not form a part of this specification document.  
B. Electrical specifications and performance data contained in this specification document are based on Mini-Circuits' applicable established test performance criteria and measurement instructions.  
C. The parts covered by this specification document are subject to Mini-Circuits' standard limited warranty and terms and conditions (collectively, "Standard Terms"); Purchasers of this part are entitled to the rights and benefits contained therein. For a full statement of the Standard Terms and the exclusive rights and remedies thereunder, please visit Mini-Circuits' website at [www.minicircuits.com/MCLStore/terms.jsp](http://www.minicircuits.com/MCLStore/terms.jsp)

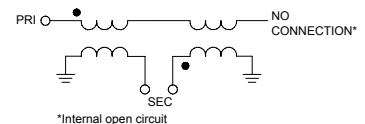
## Typical Performance Data at 25°C\*\*

FREQUENCY (MHz)	INSERTION LOSS* (dB)	INPUT R. LOSS (dB)	AMPLITUDE UNBALANCE (dB)	PHASE UNBALANCE (Deg.)
4500.00	0.09	14.03	0.04	8.50
4600.00	0.07	14.78	0.02	8.30
4900.00	0.02	16.64	0.02	5.52
5000.00	0.01	17.28	0.03	4.60
5200.00	0.00	18.16	0.18	2.85
5400.00	0.02	19.21	0.32	2.16
5600.00	0.06	19.53	0.30	1.25
5700.00	0.09	19.66	0.30	1.17
5800.00	0.12	19.00	0.22	0.35
6000.00	0.17	17.62	0.17	1.13

\*\* Measured with Agilent E5071B network analyzer using impedance conversion and port extension.



## configuration J



\*Internal open circuit

## X-ON Electronics

Largest Supplier of Electrical and Electronic Components

*Click to view similar products for [Signal Conditioning](#) category:*

*Click to view products by [Mini-Circuits](#) manufacturer:*

Other Similar products are found below :

[MAPDCC0001](#) [MAPDCC0004](#) [PD0409J5050S2HF](#) [880157](#) [HHS-109-PIN](#) [DC1417J5005AHF](#) [AFS14A30-2185.00-T3](#) [AFS14A35-1591.50-T3](#) [DS-323-PIN](#) [B39321R801H210](#) [1A0220-3](#) [JP510S](#) [LFB212G45SG8C341](#) [LFB322G45SN1A504](#) [LFL182G45TC3B746](#) [SF2159E](#) [30057](#)  
[FM-104-PIN](#) [CER0813B](#) [MAPDCC0005](#) [3A325](#) [40287](#) [41180](#) [ATB3225-75032NCT](#) [BD0810N50100AHF](#) [BD2425J50200AHF](#)  
[C5060J5003AHF](#) [JHS-115-PIN](#) [JP503AS](#) [DC0710J5005AHF](#) [DC2327J5005AHF](#) [DC3338J5005AHF](#) [43020](#) [LFB2H2G60BB1C106](#)  
[LFL15869MTC1B787](#) [X3C19F1-20S](#) [XC3500P-20S](#) [10013-20](#) [SF2194E](#) [CDBLB455KCAX39-B0](#) [TGL2208-SM, EVAL](#) [RF1353C](#)  
[PD0922J5050D2HF](#) [1E1305-3](#) [1G1304-30](#) [B0922J7575AHF](#) [2020-6622-20](#) [TP-102-PIN](#) [TP-103-PIN](#) [BD1222J50200AHF](#)