

Coaxial

Adapter N-Female to N-Female Panel Mount

NFFL-NF50+

50Ω DC to 9 GHz

The Big Deal

- Wideband, DC-9 GHz
- Low insertion loss, 0.05 dB typ. at 6 GHz
- Excellent VSWR, 1.11:1 typ. at 6 GHz



CASE STYLE: DJ1808-3

Product Overview

Mini-Circuits' NFFL-NF50+ is a N-Female to N-Female panel mount adapter supporting a wide range of applications from DC to 9 GHz. This model provides excellent VSWR, low insertion loss, and flat response versus frequency. The NFFL-NF50+ features passivated stainless steel body and Gold-plated berillium copper construction center contact.

Key Features

Feature	Advantages
Wideband, DC to 9 GHz	Wide frequency range provides application flexibility and makes this model ideal for broad-band and multi-band use.
Excellent VSWR • 1.11:1 typ. at 6 GHz	Provides good matching for 50Ω systems and minimizes signal reflections across wide frequency range.
Low insertion loss • 0.05 dB at 6 GHz	Provides excellent signal power transmission from input to output.
Panel Mount	Enables use in rack mount equipment
Passivated stainless steel body and Gold-plated berillium copper center contact	Stands up to wear and tear in demanding environments and provides excellent reliability.
Very wide operating temperature range, -55 to +100°C	Withstands extreme operating conditions and is suitable for use near high power components where heat rise is common or in extreme weather conditions.

Notes

- A. Performance and quality attributes and conditions not expressly stated in this specification document are intended to be excluded and do not form a part of this specification document.
B. Electrical specifications and performance data contained in this specification document are based on Mini-Circuit's applicable established test performance criteria and measurement instructions.
C. The parts covered by this specification document are subject to Mini-Circuits standard limited warranty and terms and conditions (collectively, "Standard Terms"); Purchasers of this part are entitled to the rights and benefits contained therein. For a full statement of the Standard Terms and the exclusive rights and remedies thereunder, please visit Mini-Circuits' website at www.minicircuits.com/MCLStore/terms.jsp



Coaxial Adapter

N-Female to N-Female Panel Mount

50Ω DC to 9 GHz

NFFL-NF50+



Generic photo used for illustration purposes only

CASE STYLE: DJ1808-3

Connectors	Model	
Conn1	Conn2	
N-Female	N-Female	NFFL-NF50+

+RoHS Compliant

The +Suffix identifies RoHS Compliance. See our web site for RoHS Compliance methodologies and qualifications

Maximum Ratings

Operating Temperature -55°C to 100°C

Storage Temperature -55°C to 100°C

Permanent damage may occur if any of these limits are exceeded.

Features

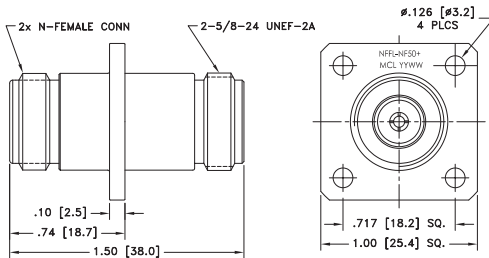
- flat response
- excellent VSWR, 1.11:1 typ. at 6 GHz
- four hole flange mount

Applications

- interconnection of RF cable and equipment
- instrumentation
- rack mount equipment

Outline Dimensions

inches [mm]



Weight: 50 grams

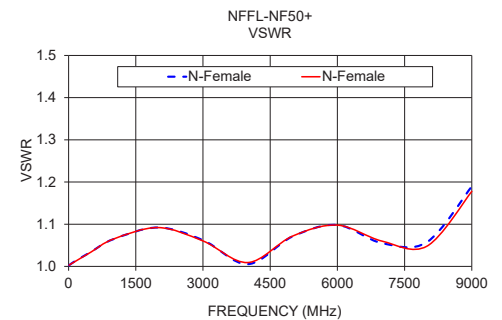
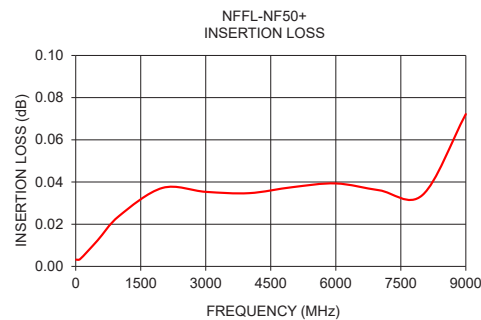
Dimensions are in inches (mm). Tolerances: 2 Pl. ± .03; 3 Pl. ± .015

Electrical Specifications at 25°C

Parameter	Condition (GHz)	Min.	Typ.	Max.	Units
Frequency Range		DC		9	GHz
Insertion Loss	DC - 9	—	0.05	—	dB
VSWR	DC - 6	—	1.06	1.15	:1
	6 - 9	—	1.08	1.20	

Typical Performance Data

Frequency (MHz)	Insertion Loss (dB)	VSWR (:1)	
		N-Female	N-Female
10	0.00	1.00	1.00
100	0.00	1.01	1.01
500	0.01	1.03	1.03
1000	0.02	1.06	1.06
2000	0.04	1.09	1.09
3000	0.04	1.06	1.06
4000	0.03	1.01	1.01
5000	0.04	1.07	1.07
6000	0.04	1.10	1.10
7000	0.04	1.05	1.06
8000	0.03	1.06	1.05
9000	0.07	1.19	1.18



Notes

- Performance and quality attributes and conditions not expressly stated in this specification document are intended to be excluded and do not form a part of this specification document.
- Electrical specifications and performance data contained in this specification document are based on Mini-Circuit's applicable established test performance criteria and measurement instructions.
- The parts covered by this specification document are subject to Mini-Circuits standard limited warranty and terms and conditions (collectively, "Standard Terms"); Purchasers of this part are entitled to the rights and benefits contained therein. For a full statement of the Standard Terms and the exclusive rights and remedies thereunder, please visit Mini-Circuits' website at www.minicircuits.com/MCLStore/terms.jsp



www.minicircuits.com P.O. Box 350166, Brooklyn, NY 11235-0003 (718) 934-4500 sales@minicircuits.com

REV. OR
ECO-003222
NFFL-NF50+
CM/RS/CP
200708

X-ON Electronics

Largest Supplier of Electrical and Electronic Components

Click to view similar products for [RF Adapters - Between Series category](#):

Click to view products by [Mini-Circuits manufacturer](#):

Other Similar products are found below :

[5945-9503-000](#) [MCX/F-SMA/M](#) [R192417010](#) [ADBJ20-E1-BJ379](#) [ADM2](#) [ADPL75-A1-PL75](#) [242191](#) [9317505](#) [AD130](#) [ADBJ20-E1-PL74](#)
[ADBJ20-E2-BJ79](#) [ADBJ77-E1-UPL20](#) [ADRMF370](#) [242190](#) [242215](#) [242228](#) [R125680000W](#) [R192430000](#) [UAD95](#) [1057367-1](#) [8311505](#)
[R114704000](#) [R451034500](#) [R451030500](#) [R451543000](#) [HDVDPN](#) [ADBJ20-K1-PL20](#) [R451570000](#) [R192419000](#) [R451034000](#) [J9](#) [J3WE-5](#)
[R451032500](#) [242201RP](#) [17K132-K00S5](#) [03K719-S22S3](#) [AD-RSMAF-RTNC](#) [53K156-K00N5](#) [53K160-KIMN1](#) [29S132-K01N5](#) [53S156-](#)
[K00N5](#) [02S119-S00E3](#) [28K132-K00N5](#) [02S109-K00S3](#) [27-8200TP](#) [242235](#) [ADBJ20-E1-BJ89](#) [ADP-SMAF-MMCXM](#) [000-2900](#) [321-102-](#)
[003 \(SMA-50/2-H155/W1.03 AU\)](#)