

Coaxial

Adapter *Right Angle N-Female to N-Male*

NF-NMR50+

50Ω

DC to 6 GHz

The Big Deal

- Ultra-wideband, DC-6 GHz
- Flat response
- Low insertion loss, 0.07 dB typ.
- Excellent VSWR, 1.02:1 typ.



CASE STYLE: DJ2575

Product Overview

Mini-Circuits' NF-NMR50+ is a right-angle N-Female to N-Male adapter supporting a wide range of applications from DC to 6 GHz. This model provides excellent VSWR, low insertion loss, and flat response versus frequency. The NF-NMR50+ features passivated stainless steel body, nickel plated brass housing and Gold-plated berillium copper center contact.

Key Features

Feature	Advantages
Wideband, DC to 6 GHz	Wide frequency range provides application flexibility and makes this model ideal for broadband and multi-band use.
Excellent VSWR, 1.04:1 typ. up to 6 GHz	Provides good matching for 50Ω systems and minimizes signal reflections across wide frequency range.
Low insertion loss, 0.10 dB typ. up to 6 GHz	Provides excellent signal power transmission from input to output.
Passivated stainless steel body and Gold-plated berillium copper construction center contact	Stands up to wear and tear in demanding environments and provides excellent reliability.
Wide operating temperature range, -55 to +100°C	Withstands tough operating conditions and is suitable for use near high power componentry where heat rise is common.

Notes

- A. Performance and quality attributes and conditions not expressly stated in this specification document are intended to be excluded and do not form a part of this specification document.
B. Electrical specifications and performance data contained in this specification document are based on Mini-Circuit's applicable established test performance criteria and measurement instructions.
C. The parts covered by this specification document are subject to Mini-Circuits standard limited warranty and terms and conditions (collectively, "Standard Terms"); Purchasers of this part are entitled to the rights and benefits contained therein. For a full statement of the Standard Terms and the exclusive rights and remedies thereunder, please visit Mini-Circuits' website at www.minicircuits.com/MCLStore/terms.jsp



Coaxial Adapter

Right Angle N-Female to N-Male

50Ω

DC to 6 GHz

NF-NMR50+



Generic photo used for illustration purposes only

CASE STYLE: DJ2575

Connectors	Model
Right Angle N-Female to N-Male	NF-NMR50+

+RoHS Compliant

The +Suffix identifies RoHS Compliance. See our web site for RoHS Compliance methodologies and qualifications

Maximum Ratings

Operating Temperature	-55°C to 100°C
Storage Temperature	-55°C to 100°C

Permanent damage may occur if any of these limits are exceeded.

Features

- Low insertion loss, 0.10 dB typ. up to 6 GHz
- Excellent VSWR, 1.04 typ. up to 6 GHz
- Low cost adapters, available from stock
- Passivated stainless steel body and gold-plated beryllium copper center connector

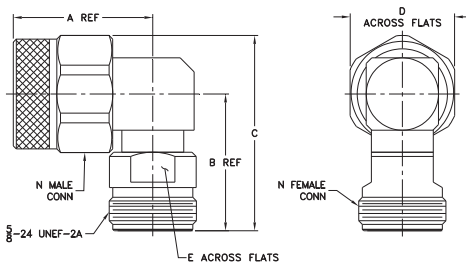
Applications

- Interconnection of RF cables and equipment
- Rack mounted test system

Electrical Specifications at 25°C

Parameter	Condition (GHz)	Min.	Typ.	Max.	Units
Frequency Range		DC		6	GHz
Insertion Loss	DC - 2	—	0.04	0.20	
	2 - 4	—	0.06	0.20	dB
VSWR	4 - 6	—	0.07	0.20	
	DC - 6	—	1.02	1.20	:1

Outline Drawing

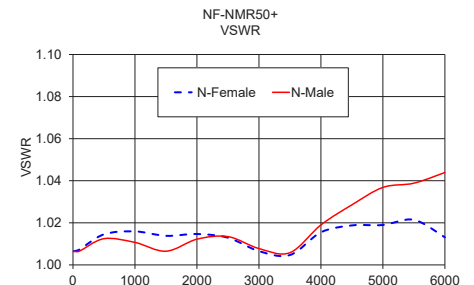
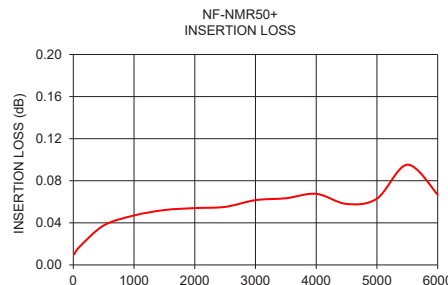


Outline Dimensions (inch/mm)

A	B	C	D	E	wt
1.00	0.98	1.400	0.748	.472	grams
25.40	24.89	35.54	19.00	12.00	56.3

Typical Performance Data

Frequency (MHz)	Insertion Loss (dB)	VSWR (:1)	
		N-Female	N-Male
10	0.01	1.01	1.01
100	0.02	1.01	1.01
500	0.04	1.01	1.01
1000	0.05	1.02	1.01
1500	0.05	1.01	1.01
2000	0.05	1.01	1.01
2500	0.06	1.01	1.01
3000	0.06	1.01	1.01
3500	0.06	1.00	1.01
4000	0.07	1.02	1.02
4500	0.06	1.02	1.03
5000	0.06	1.02	1.04
5500	0.10	1.02	1.04
6000	0.07	1.01	1.04



Notes

- Performance and quality attributes and conditions not expressly stated in this specification document are intended to be excluded and do not form a part of this specification document.
- Electrical specifications and performance data contained in this specification document are based on Mini-Circuit's applicable established test performance criteria and measurement instructions.
- The parts covered by this specification document are subject to Mini-Circuit's standard limited warranty and terms and conditions (collectively, "Standard Terms"); Purchasers of this part are entitled to the rights and benefits contained therein. For a full statement of the Standard Terms and the exclusive rights and remedies thereunder, please visit Mini-Circuit's website at www.minicircuits.com/MCLStore/terms.jsp



X-ON Electronics

Largest Supplier of Electrical and Electronic Components

Click to view similar products for [RF Adapters - In Series](#) category:

Click to view products by [Mini-Circuits](#) manufacturer:

Other Similar products are found below :

[5916-1103-603](#) [5918-1103-000](#) [5919-1503-000](#) [651A505](#) [82-5552](#) [9030-9523-502](#) [A0407000](#) [R114703000W](#) [R125704000](#) [R125771001](#)
[R141710000W](#) [R141723161](#) [R141730000](#) [R143730700](#) [R143770000](#) [R161703000W](#) [R161730000](#) [R161753000W](#) [R161791500W](#)
[R161791530W](#) [R201705000](#) [R222705200](#) [R222M40010W](#) [R223703180](#) [R316754000](#) [R405006000](#) [R443162000](#) [AD78TL](#) [HRM-513S](#)
[1996352-2](#) [2157155-1](#) [252169-75](#) [AD158](#) [2101130-1](#) [252186](#) [R114704000W](#) [R114720000W](#) [R125705001](#) [R125705701](#) [R125771000](#)
[R125771001W](#) [R125791501W](#) [R127704001](#) [R127.870.001](#) [R127872001](#) [R141717000](#) [R142710000](#) [R142723000](#) [R143703000](#) [R143704000](#)