

# 2 Way-90° Power Splitter

QCS-152+

50Ω 820 to 1600 MHz



CASE STYLE: GE0805C-1

## The Big Deal

- High Power handling (15W)
- Low Unbalance, 0.5 dB & 4 deg. typ.
- Industry leading combination of size/bandwidth

## Product Overview

Mini-Circuits new 90° Power Splitter, model: QCS-152+, offers an industry leading combination of operating bandwidth and size; supporting nearly an octave band in a miniature EIA-0805 form factor. The outstanding phase and amplitude unbalance make this component a versatile building block for use in a variety of systems and sub-system designs.

## Key Features

Feature	Advantages
Small Size	Offered in the EIA-0805 package size, the QCS-152+ offers an industry leading combination of size, bandwidth and frequency. The small footprint (2.0mm x 1.25mm) allows for reduced parasitics in systems with improved performance and simplified layout.
Low Phase and Amplitude Unbalance	Supporting 4 deg. and 0.5 dB unbalance make this 90° hybrid applicable for use in higher level integrated components such as image reject mixers, single sideband modulators, phase shifters, variable attenuators, and balance amplifiers.
High Power Handling	Capable of operating up to 15W, the LTCC construction of the QCS-152+ makes this 90° hybrid a robust, rugged product that can be used effectively in either the transmit or receive paths.

### Notes

- A. Performance and quality attributes and conditions not expressly stated in this specification document are intended to be excluded and do not form a part of this specification document.  
B. Electrical specifications and performance data contained in this specification document are based on Mini-Circuit's applicable established test performance criteria and measurement instructions.  
C. The parts covered by this specification document are subject to Mini-Circuits standard limited warranty and terms and conditions (collectively, "Standard Terms"); Purchasers of this part are entitled to the rights and benefits contained therein. For a full statement of the Standard Terms and the exclusive rights and remedies thereunder, please visit Mini-Circuits' website at [www.minicircuits.com/MCLStore/terms.jsp](http://www.minicircuits.com/MCLStore/terms.jsp)



# Power Splitter/Combiner

**QCS-152+**

2 Way-90° 50Ω 820 to 1600 MHz



Generic photo used for illustration purposes only  
CASE STYLE: GE0805C-1

### Maximum Ratings

Operating Temperature	-55°C to 100°C
Storage Temperature	-55°C to 100°C
Power Input (as a splitter)	15W* max.

\*Derate linearly to 7W at 100°C ambient.  
Permanent damage may occur if any of these limits are exceeded.

### Pin Connections

SUM PORT	1
PORT 1 (0°)	4
PORT 2 (+90°)	6
GROUND	2,5
50 OHM TERM EXTERNAL	3

### Features

- Low insertion loss, 0.5 dB typ.
- High isolation, 19 dB typ.
- Miniature size, 0.079"x0.049"x0.033"
- LTCC construction
- High power

### Applications

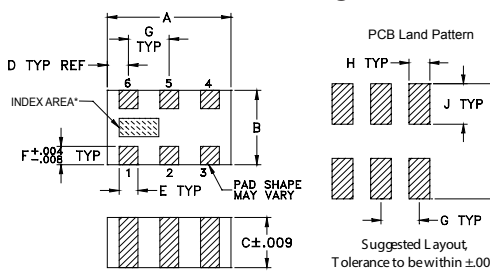
- Balanced amplifiers
- Modulators
- DCS, PCS, UMTS
- WiMax
- WiFi • ISM
- Phase Shifter
- Attenuator
- Point to Point

**+RoHS Compliant**  
The +Suffix identifies RoHS Compliance. See our web site for RoHS Compliance methodologies and qualifications

**Available Tape and Reel at no extra cost**

Reel Size	Devices/Reel
7"	20, 50, 100, 200, 500, 1000, 2000

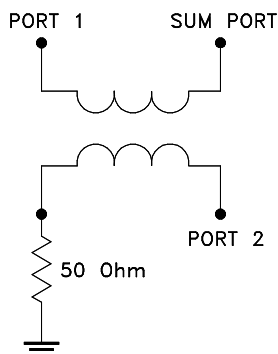
### Outline Drawing



### Outline Dimensions (inch/mm)

A	B	C	D	E	F
.079	.049	.033	.014	.012	.012
2.01	1.24	0.84	0.36	0.30	0.30
G	H	J	K	wt	
.026	.014	.039	.110	grams	
0.66	0.36	1.00	2.80	.008	

### Electrical Schematic



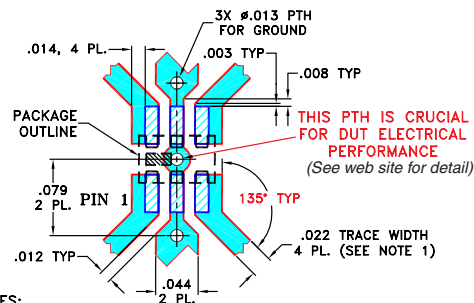
### Notes

- A. Performance and quality attributes and conditions not expressly stated in this specification document are intended to be excluded and do not form a part of this specification document.
- B. Electrical specifications and performance data contained in this specification document are based on Mini-Circuit's applicable established test performance criteria and measurement instructions.
- C. The parts covered by this specification document are subject to Mini-Circuit's standard limited warranty and terms and conditions (collectively, "Standard Terms"); Purchasers of this part are entitled to the rights and benefits contained therein. For a full statement of the Standard Terms and the exclusive rights and remedies thereunder, please visit Mini-Circuit's website at [www.minicircuits.com/MCLStore/terms.jsp](http://www.minicircuits.com/MCLStore/terms.jsp)

### Electrical Specifications at 25°C

Parameter	Frequency (MHz)	Min.	Typ.	Max.	Unit
<b>Frequency</b>		820		1600	MHz
<b>Insertion Loss (Avg. Of Coupled Outputs) above 3 dB</b>	820-1000	—	0.5	0.8	dB
	1000-1200	—	0.5	0.7	
	1200-1400	—	0.5	0.7	
	1400-1600	—	0.6	0.9	
<b>Isolation</b>	820-1000	15	17	—	dB
	1000-1200	16	19	—	
	1200-1400	17	20	—	
	1400-1600	18	21	—	
<b>Phase Unbalance</b>	820-1000	—	5	7	Degree
	1000-1200	—	4	6	
	1200-1400	—	4	6	
	1400-1600	—	3	5	
<b>Amplitude Unbalance</b>	820-1000	—	1.0	1.5	dB
	1000-1200	—	0.5	0.8	
	1200-1400	—	0.5	0.8	
	1400-1600	—	1.0	1.5	
<b>VSWR (Port S)</b>	820-1600	—	1.3	1.5	:1
<b>VSWR (Port 1-2)</b>	820-1600	—	1.4	1.6	:1

### Demo Board MCL P/N: TB-489-152+ Suggested PCB Layout (PL-304)



### NOTES:

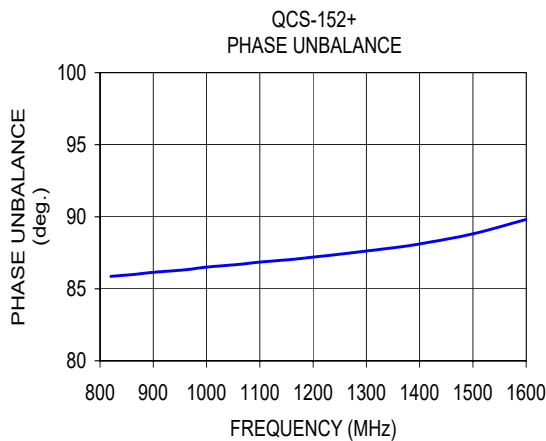
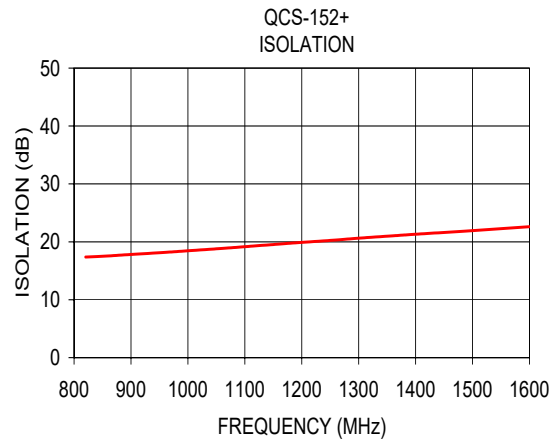
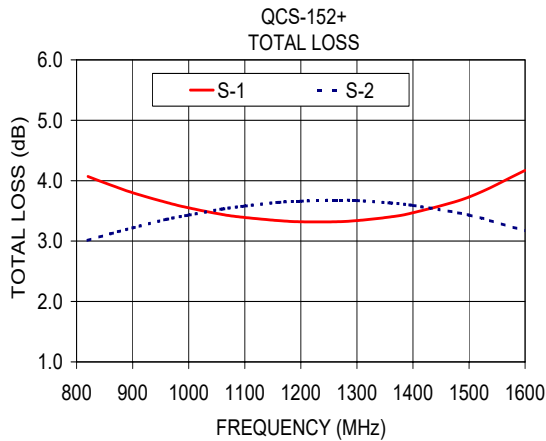
1. TRACE WIDTH IS SHOWN FOR ROGERS RO4350B WITH DIELECTRIC THICKNESS .010" ± .001"; COPPER: 1/2 OZ. EACH SIDE. FOR OTHER MATERIALS TRACE WIDTH MAY NEED TO BE MODIFIED.
2. BOTTOM SIDE OF THE PCB IS CONTINUOUS GROUND PLANE.

- DENOTES PCB COPPER LAYOUT WITH SMOBC (SOLDER MASK OVER BARE COPPER)
- ▨ DENOTES COPPER LAND PATTERN FREE OF SOLDER MASK

## Typical Performance Data

Frequency (MHz)	Total Loss <sup>1</sup> (dB)		Amplitude Unbalance (dB)	Isolation (dB)	Phase Unbalance (deg.)	VSWR S	VSWR 1	VSWR 2
	S-1	S-2						
820.00	4.07	3.01	1.06	17.36	85.86	1.32	1.34	1.40
860.00	3.93	3.12	0.81	17.57	85.98	1.31	1.32	1.39
900.00	3.80	3.22	0.58	17.81	86.14	1.29	1.31	1.37
960.00	3.64	3.36	0.28	18.18	86.32	1.26	1.30	1.36
1000.00	3.55	3.43	0.11	18.45	86.50	1.24	1.29	1.34
1060.00	3.44	3.53	0.09	18.87	86.69	1.22	1.28	1.33
1100.00	3.39	3.58	0.19	19.16	86.85	1.20	1.27	1.32
1160.00	3.34	3.64	0.30	19.60	87.04	1.18	1.27	1.30
1200.00	3.32	3.66	0.35	19.91	87.20	1.17	1.27	1.29
1260.00	3.32	3.68	0.36	20.32	87.44	1.15	1.27	1.28
1300.00	3.34	3.67	0.33	20.64	87.62	1.14	1.28	1.28
1360.00	3.40	3.63	0.23	21.03	87.89	1.12	1.29	1.27
1400.00	3.47	3.59	0.13	21.32	88.11	1.12	1.30	1.28
1500.00	3.73	3.43	0.30	21.94	88.81	1.11	1.32	1.29
1600.00	4.17	3.17	0.99	22.61	89.81	1.12	1.36	1.34

1. Total Loss = Insertion Loss + 3dB splitter loss.



**Notes**

- A. Performance and quality attributes and conditions not expressly stated in this specification document are intended to be excluded and do not form a part of this specification document.
- B. Electrical specifications and performance data contained in this specification document are based on Mini-Circuit's applicable established test performance criteria and measurement instructions.
- C. The parts covered by this specification document are subject to Mini-Circuits standard limited warranty and terms and conditions (collectively, "Standard Terms"); Purchasers of this part are entitled to the rights and benefits contained therein. For a full statement of the Standard Terms and the exclusive rights and remedies thereunder, please visit Mini-Circuits' website at [www.minicircuits.com/MCLStore/terms.jsp](http://www.minicircuits.com/MCLStore/terms.jsp)



## X-ON Electronics

Largest Supplier of Electrical and Electronic Components

*Click to view similar products for [Signal Conditioning](#) category:*

*Click to view products by [Mini-Circuits](#) manufacturer:*

Other Similar products are found below :

[MAPDCC0001](#) [MAPDCC0004](#) [PD0409J5050S2HF](#) [880157](#) [HHS-109-PIN](#) [DC1417J5005AHF](#) [AFS14A30-2185.00-T3](#) [AFS14A35-1591.50-T3](#) [DS-323-PIN](#) [B39321R801H210](#) [1A0220-3](#) [JP510S](#) [LFB212G45SG8C341](#) [LFB322G45SN1A504](#) [LFL182G45TC3B746](#) [SF2159E](#) [30057](#)  
[FM-104-PIN](#) [CER0813B](#) [MAPDCC0005](#) [3A325](#) [40287](#) [41180](#) [ATB3225-75032NCT](#) [BD0810N50100AHF](#) [BD2425J50200AHF](#)  
[C5060J5003AHF](#) [JHS-115-PIN](#) [JP503AS](#) [DC0710J5005AHF](#) [DC2327J5005AHF](#) [DC3338J5005AHF](#) [43020](#) [LFB2H2G60BB1C106](#)  
[LFL15869MTC1B787](#) [X3C19F1-20S](#) [XC3500P-20S](#) [10013-20](#) [SF2194E](#) [CDBLB455KCAX39-B0](#) [TGL2208-SM, EVAL](#) [RF1353C](#)  
[PD0922J5050D2HF](#) [1E1305-3](#) [1G1304-30](#) [B0922J7575AHF](#) [2020-6622-20](#) [TP-102-PIN](#) [TP-103-PIN](#) [BD1222J50200AHF](#)