

# Surface Mount Power Splitter/Combiner

## SBTC-2-25L+

2 Way-0° 50Ω 1000 to 2500 MHz

### Features

- wide band frequency, 1000-2500 MHz
- excellent amplitude unbalance, 0.2 dB typ.
- small size, 0.166"x0.150"x0.155"
- temperature stable LTCC base
- small size
- low cost
- aqueous washable
- protected by US patent 6,963,255

### Applications

- PCN/PCS
- DECT
- PHS

For Model  
without Leads see  
[SBTC-2-25+](#)



Generic photo used for illustration purposes only

CASE STYLE: AT1029

### +RoHS Compliant

The +Suffix identifies RoHS Compliance. See our web site for RoHS Compliance methodologies and qualifications

Available Tape and Reel at no extra cost	
Reel Size	Devices/Reel
7"	20, 50, 100, 200, 500
13"	1000, 2000

### Electrical Specifications

Parameter	Frequency (MHz)	Min.	Typ.	Max.	Unit
Frequency Range		1000		2500	MHz
Insertion Loss Above 3.0 dB	1000 - 2500	—	1.4	2.5	dB
	1400 - 1800	—	0.9	1.7	
	1800 - 2000	—	1.0	1.7	
Isolation	1000 - 2500	14	20	—	dB
	1400 - 1800	14	18	—	
	1800 - 2000	16	19	—	
Phase Unbalance	1000 - 2500	—	—	14	Degree
	1400 - 1800	—	—	8	
	1800 - 2000	—	—	8	
Amplitude Unbalance	1000 - 2500	—	—	1.2	dB
	1400 - 1800	—	—	0.7	
	1800 - 2000	—	—	0.8	

### Maximum Ratings


Parameter	Ratings
Operating Temperature	-40°C to 85°C
Storage Temperature	-55°C to 100°C
Power Input (as a splitter)	1W max.
Internal Dissipation	0.125W max

Permanent damage may occur if any of these limits are exceeded.

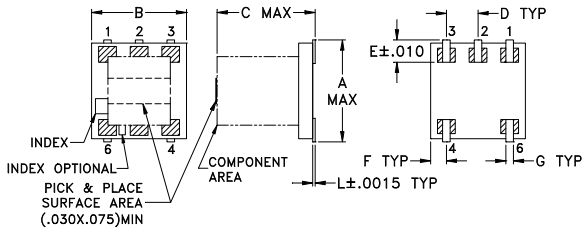
### Pin Connections

Function	Pin Number
SUM PORT	6
PORT 1	3
PORT 2	4
GROUND	1,2
NOT USED	5

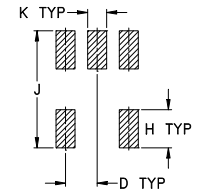
### Electrical Schematic



## Outline Drawing

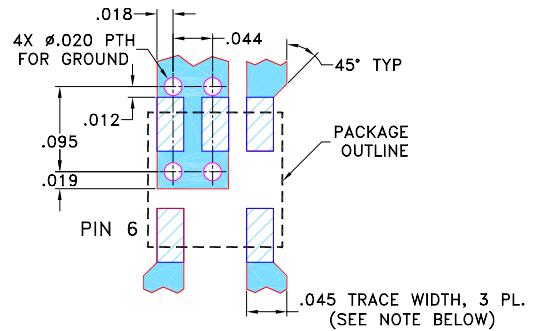


## PCB Land Pattern



Suggested Layout,  
Tolerance to be within ±.002

## Demo Board MCL P/N: TB-274 Suggested PCB Layout (PL-152)



- NOTE: 1. TRACE WIDTH IS SHOWN FOR ROGERS RO4350B WITH DIELECTRIC THICKNESS 0.020" ± 0.0015"; COPPER: 1/2 OZ. EACH SIDE. FOR OTHER MATERIALS TRACE WIDTH MAY NEED TO BE MODIFIED.  
2. BOTTOM SIDE OF THE PCB IS CONTINUOUS GROUND PLANE.

- DENOTES PCB COPPER LAYOUT WITH SMOBC (SOLDER MASK OVER BARE COPPER)  
 DENOTES COPPER LAND PATTERN FREE OF SOLDER MASK

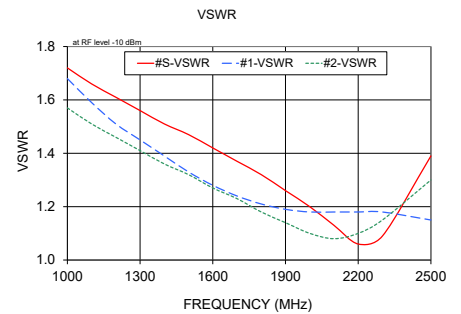
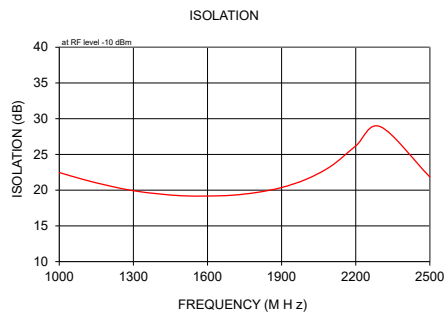
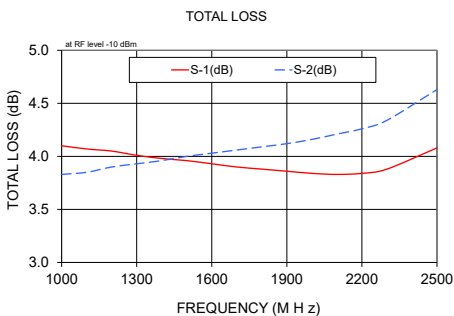
## Outline Dimensions (inch/mm)

A	B	C	D	E	F	G	H	J	K	L	wt
.166	.150	.155	.050	.037	.025	.012	.060	.184	.030	.004	grams
4.22	3.81	3.94	1.27	0.94	0.64	0.30	1.52	4.67	0.76	0.10	0.10

## Typical Performance Data

Frequency (MHz)	Total Loss <sup>1</sup> (dB)		Amplitude Unbalance (dB)	Isolation (dB)	Phase Unbalance (deg.)	VSWR S	VSWR 1	VSWR 2
	S-1	S-2						
1000	4.10	3.83	0.28	22.47	2.79	1.72	1.68	1.57
1100	4.07	3.85	0.21	21.47	2.54	1.66	1.59	1.51
1200	4.05	3.90	0.15	20.62	2.39	1.61	1.51	1.46
1300	4.01	3.93	0.08	19.92	2.34	1.56	1.45	1.41
1400	3.98	3.96	0.04	19.49	2.36	1.51	1.39	1.36
1500	3.96	4.00	0.05	19.21	2.47	1.47	1.33	1.32
1600	3.93	4.03	0.10	19.18	2.66	1.42	1.28	1.27
1700	3.90	4.06	0.16	19.29	2.92	1.37	1.24	1.23
1800	3.88	4.09	0.21	19.68	3.28	1.32	1.21	1.18
1900	3.86	4.12	0.27	20.37	3.70	1.26	1.19	1.14
2000	3.84	4.16	0.32	21.53	4.23	1.20	1.18	1.10
2100	3.83	4.21	0.37	23.36	4.87	1.13	1.18	1.08
2200	3.84	4.26	0.42	26.19	5.57	1.06	1.18	1.10
2300	3.88	4.34	0.46	28.88	6.36	1.09	1.18	1.15
2500	4.08	4.63	0.55	21.85	8.22	1.39	1.15	1.30

1. Total Loss = Insertion Loss + 3dB splitter loss.



## Additional Notes

- A. Performance and quality attributes and conditions not expressly stated in this specification document are intended to be excluded and do not form a part of this specification document.  
B. Electrical specifications and performance data contained in this specification document are based on Mini-Circuits' applicable established test performance criteria and measurement instructions.  
C. The parts covered by this specification document are subject to Mini-Circuits standard limited warranty and terms and conditions (collectively, "Standard Terms"); Purchasers of this part are entitled to the rights and benefits contained therein. For a full statement of the Standard Terms and the exclusive rights and remedies thereunder, please visit Mini-Circuits' website at [www.minicircuits.com/MCLStore/terms.jsp](http://www.minicircuits.com/MCLStore/terms.jsp)

## X-ON Electronics

Largest Supplier of Electrical and Electronic Components

*Click to view similar products for [Signal Conditioning](#) category:*

*Click to view products by [Mini-Circuits](#) manufacturer:*

Other Similar products are found below :

[PD0409J5050S2HF](#) [HHS-109-PIN](#) [AFS14A35-1591.50-T3](#) [JP510S](#) [LFB322G45SN1A504](#) [SF2159E](#) [FM-104-PIN](#) [CER0813B](#)

[MAPDCC0005](#) [3A325](#) [BD0810N50100AHF](#) [DC0710J5005AHF](#) [DC2327J5005AHF](#) [LFL15869MTC1B787](#) [X3C19F1-20S](#)

[CDBLB455KCAX39-B0](#) [RF1353C](#) [051157-0000](#) [PD0922J5050D2HF](#) [600S150FTRB](#) [1E1305-3](#) [1F1304-3S](#) [TP-103-PIN](#)

[BD1222J50200AHF](#) [BD1722J50100AHF](#) [2450DP39K5400E](#) [BD0810J50150AHF](#) [BD1722J50200AHF](#) [DS-327-PIN](#) [MACP-008125-](#)

[CK07F0](#) [DS-329-PIN](#) [DS-313-PIN](#) [TP-104-PIN](#) [TP-101-PIN](#) [HH-128-PIN](#) [8594810000](#) [T-1000-N](#) [JP506S](#) [XC0900P-10S](#) [XC0900B-30S](#)

[CHE1260-QAG](#) [11305-10](#) [5962-9091202MXA](#) [3A412S](#) [X3C06A4-03S](#) [B39000Z3410A4](#) [DSS-333-PIN](#) [PD2425J5050S2HF](#)

[B39242B4360P810](#) [B39781B8005P810](#)