

Power Splitter/Combiner

SCA-4-20+

4 Way-0° 50Ω 1000 to 2000 MHz



Generic photo used for illustration purposes only
CASE STYLE: DZ944

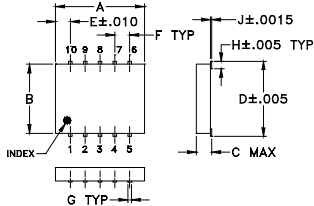
Maximum Ratings

Operating Temperature	-40°C to 85°C
Storage Temperature	-55°C to 100°C
Power Input (as a splitter)	5W max.
Internal Dissipation	0.25W max.
Permanent damage may occur if any of these limits are exceeded.	

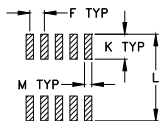
Pin Connections

SUM PORT	3
PORT 1	6
PORT 2	7
PORT 3	9
PORT 4	10
GROUND	1,2,4,5,8

Outline Drawing



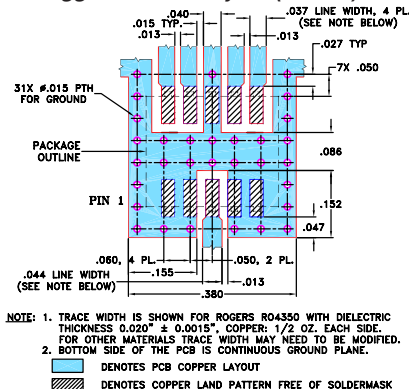
PCB Land Pattern



Outline Dimensions (inch/mm)

A	B	C	D	E	F	G
.30	.250	.052	.266	.050	.050	.012
7.62	6.35	1.32	6.76	1.27	1.27	0.30
H	J	K	L	M	wt	
.029	.004	.085	.296	.030	grams	
0.74	0.10	2.16	7.52	0.76	0.25	

Demo Board MCL P/N: TB-241 Suggested PCB Layout (PL-125)



Notes

- Performance and quality attributes and conditions not expressly stated in this specification document are intended to be excluded and do not form a part of this specification document.
- Electrical specifications and performance data contained in this specification document are based on Mini-Circuit's applicable established test performance criteria and measurement instructions.
- The parts covered by this specification document are subject to Mini-Circuit's standard limited warranty and terms and conditions (collectively, "Standard Terms"); Purchasers of this part are entitled to the rights and benefits contained therein. For a full statement of the Standard Terms and the exclusive rights and remedies thereunder, please visit Mini-Circuit's website at www.minicircuits.com/MCLStore/terms.jsp

Features

- wideband, 1000 to 2000 MHz
- high isolation, 20 dB typ.
- small surface mount package (0.25"x0.3")
- low profile (0.045")
- welded leads

Applications

- PCS
- GPS

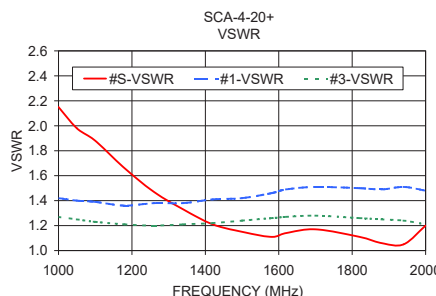
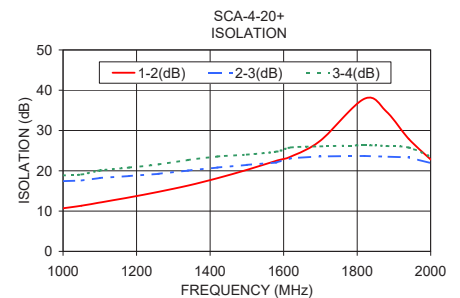
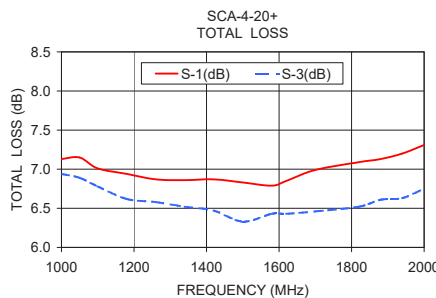
Electrical Specifications

FREQ. RANGE (MHz)	ISOLATION (dB)		INSERTION LOSS (dB) ABOVE 6.0 dB		PHASE UNBALANCE (Degrees)	AMPLITUDE UNBALANCE (dB)
	Typ.	Min.	Typ.	Max.		
$f_c - f_u$					Max.	Max.
1000-2000	15	8	1.0	1.8	5	0.9
1500-1700	20	17	1.0	1.2	5	0.8
1700-2000	20	17	1.5	1.8	5	0.9

Typical Performance Data

Freq. (MHz)	Total Loss ¹ (dB)				Amp. Unbal. (dB)	Isolation (dB)			Phase Unbal. (deg.)	VSWR S	VSWR 1	VSWR 2	VSWR 3	VSWR 4
	S-1	S-2	S-3	S-4		1-2	1-3	2-3						
1000.00	7.13	6.97	6.94	7.29	0.35	10.70	17.43	18.86	0.86	2.15	1.42	1.29	1.27	1.44
1050.00	7.15	6.96	6.89	7.25	0.36	11.34	17.57	19.08	0.31	1.98	1.40	1.27	1.25	1.41
1100.00	7.01	6.85	6.78	7.11	0.33	12.12	18.22	20.08	0.48	1.88	1.39	1.25	1.23	1.39
1180.00	6.94	6.73	6.62	7.00	0.38	13.40	18.71	20.81	0.93	1.66	1.36	1.25	1.21	1.37
1260.00	6.87	6.68	6.58	6.94	0.36	14.79	19.24	21.60	1.09	1.47	1.38	1.25	1.20	1.35
1340.00	6.86	6.63	6.52	6.92	0.39	16.34	20.06	22.68	0.82	1.33	1.38	1.25	1.21	1.36
1420.00	6.87	6.58	6.47	6.91	0.44	18.17	20.82	23.55	1.04	1.21	1.41	1.27	1.22	1.37
1500.00	6.83	6.44	6.33	6.84	0.51	20.24	21.46	24.01	0.89	1.15	1.42	1.29	1.24	1.38
1580.00	6.79	6.45	6.43	6.86	0.43	22.50	22.05	24.74	0.95	1.11	1.46	1.29	1.26	1.39
1620.00	6.85	6.49	6.43	6.88	0.45	23.56	23.13	25.80	1.38	1.14	1.49	1.31	1.27	1.42
1700.00	6.99	6.52	6.46	7.06	0.60	27.50	23.57	26.06	2.23	1.17	1.51	1.30	1.28	1.42
1820.00	7.09	6.56	6.52	7.14	0.62	37.89	23.68	26.33	1.50	1.11	1.50	1.28	1.26	1.42
1880.00	7.13	6.61	6.61	7.23	0.62	34.66	23.52	26.14	2.04	1.06	1.49	1.27	1.25	1.42
1940.00	7.20	6.67	6.63	7.27	0.64	27.96	23.34	25.78	1.94	1.05	1.51	1.24	1.24	1.42
2000.00	7.31	6.76	6.75	7.38	0.63	22.79	21.89	23.53	1.31	1.20	1.48	1.21	1.21	1.41

1. Total Loss = Insertion Loss + 6dB splitter loss.



electrical schematic



X-ON Electronics

Largest Supplier of Electrical and Electronic Components

Click to view similar products for [Signal Conditioning](#) category:

Click to view products by [Mini-Circuits](#) manufacturer:

Other Similar products are found below :

[MAPDCC0001](#) [MAPDCC0004](#) [PD0409J5050S2HF](#) [880157](#) [HHS-109-PIN](#) [DC1417J5005AHF](#) [AFS14A30-2185.00-T3](#) [AFS14A35-1591.50-T3](#) [DS-323-PIN](#) [B39321R801H210](#) [1A0220-3](#) [JP510S](#) [LFB212G45SG8C341](#) [LFB322G45SN1A504](#) [LFL182G45TC3B746](#) [SF2159E](#) [30057](#)
[FM-104-PIN](#) [CER0813B](#) [MAPDCC0005](#) [3A325](#) [40287](#) [41180](#) [ATB3225-75032NCT](#) [BD0810N50100AHF](#) [BD2425J50200AHF](#)
[C5060J5003AHF](#) [JHS-115-PIN](#) [JP503AS](#) [DC0710J5005AHF](#) [DC2327J5005AHF](#) [DC3338J5005AHF](#) [43020](#) [LFB2H2G60BB1C106](#)
[LFL15869MTC1B787](#) [X3C19F1-20S](#) [XC3500P-20S](#) [10013-20](#) [SF2194E](#) [CDBLB455KCAX39-B0](#) [TGL2208-SM, EVAL](#) [RF1353C](#)
[PD0922J5050D2HF](#) [1E1305-3](#) [1G1304-30](#) [B0922J7575AHF](#) [2020-6622-20](#) [TP-102-PIN](#) [TP-103-PIN](#) [BD1222J50200AHF](#)