



Test Cable

T40 Series

50Ω DC to 40 GHz

The Big Deal

- Good phase stability vs flexure
- Low Insertion Loss
- Available in various 2.92mm and 2.4mm connector configurations



CASE STYLE: RK2525

Product Overview

Mini-Circuits' T40-series test cables provide wideband performance for test applications from DC to 40 GHz with low insertion loss and excellent return loss. These cables are specially designed for stability of phase and amplitude versus flexure while offering outstanding durability and reliability. Featuring triple-shielded cable construction with a unique molded boot, the cables are suitable for demanding lab environments where constant bending is required. T40-series cables come in a variety of lengths and various combinations of 2.92mm and 2.4mm connectors with different gender configurations to meet your needs.

Key Features

Feature	Advantages
Wideband, DC to 40 GHz	Supports a wide range of test applications including R&D, military and defense, production test and more.
Excellent stability of phase versus flexure	T40-series test cables have been tested in bend radii as tight as 2.0 inches to ensure minimal change in phase, providing reliable performance in a wide range of configurations.
Low insertion loss	Allows accurate measurement with minimal compensation for the effects of the cable connection.
2.92mm and 2.4mm connector options	Mates with common connector types for high-frequency test applications.

Notes

- A. Performance and quality attributes and conditions not expressly stated in this specification document are intended to be excluded and do not form a part of this specification document.
 B. Electrical specifications and performance data contained in this specification document are based on Mini-Circuit's applicable established test performance criteria and measurement instructions.
 C. The parts covered by this specification document are subject to Mini-Circuits standard limited warranty and terms and conditions (collectively, "Standard Terms"); Purchasers of this part are entitled to the rights and benefits contained therein. For a full statement of the Standard Terms and the exclusive rights and remedies thereunder, please visit Mini-Circuits' website at www.minicircuits.com/MCLStore/terms.jsp



FLEX TEST Test Cable

50Ω 3FT DC to 40 GHz Low Loss

T40-3FT-KMKM+



CASE STYLE: RK2525-3

Connectors: 2.92mm Male, Model: T40-3FT-KMKM+

Maximum Ratings

Operating Temperature	+18°C to +28°C	
Storage Temperature	-40°C to +50°C	
Power Handling at 25°C, 144W at 2 GHz	48W at 18 GHz	38W at 26.5 GHz
Sea Level	30W at 40 GHz	

Permanent damage may occur if any of these limits are exceeded.

Features

- low insertion loss
- stainless steel 40 GHz connector for long mating-cycle life
- triple shield cable for excellent shielding effectiveness
- good amplitude and phase stability vs flexing over frequency
- 40 GHz connector mates with 2.92 mm, K*, 3.5mm, SMA

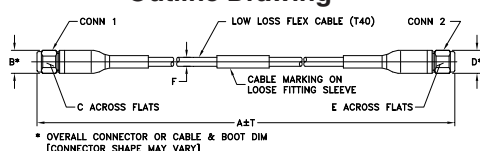
Applications

- military and defense applications
- research & development labs

+RoHS Compliant

The +Suffix identifies RoHS Compliance. See our web site for RoHS Compliance methodologies and qualifications

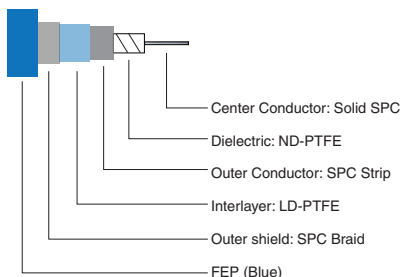
Outline Drawing



Outline Dimensions (inch/mm)

Feet	Meters	A	B	C	D	E	F	T	wt
3.00	0.91	0.36	.315	0.36	.315	.142	Inch	MM	grams
		9.25	8.00	9.25	8.00	3.61	+0.0/-0	+2.0/-0	60

Cable Construction



Product Guarantee

Mini-Circuits® will repair or replace your test cable at its option if the connector attachment falls within six months of shipment. This guarantee excludes cable or connector interface damage from misuse or abuse.

Electrical Specifications at 25°C

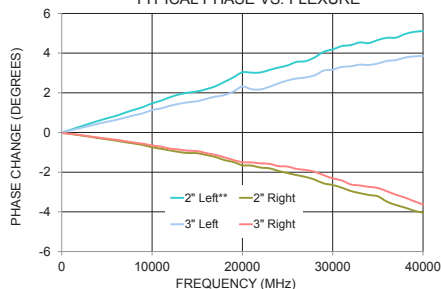
Parameter	Condition (GHz)	Min.	Typ.	Max.	Units
Frequency Range		DC		40	GHz
Length			3		FT
Insertion Loss	DC - 6	—	1.0	1.3	dB
	6-18	—	2.0	2.3	
	18-26.5	—	2.4	2.8	
Return Loss	DC - 6	22	27	—	dB
	6-18	20	25	—	
	18-26.5	19	24	—	
	26.5-40	17	20	—	

*K Connector is a trademark of Anritsu
Custom sizes available, consult factory.

Typical Performance Data

Frequency (MHz)	Insertion Loss (dB)	Return Loss (dB)	
		2.92mm Male 1	2.92mm Male 2
100	0.14	46.1	40.1
2000	0.63	42.9	44.3
4000	0.88	48.9	49.4
6000	1.08	33.4	31.6
10000	1.39	27.2	27.6
15000	1.70	30.2	30.2
18000	1.88	36.0	34.5
20000	1.99	39.5	38.7
26000	2.33	30.0	34.7
28000	2.41	34.1	42.0
30000	2.50	31.4	35.9
32000	2.60	27.5	30.9
36000	2.78	25.9	30.2
38000	2.87	28.2	30.1
40000	2.96	30.7	29.5

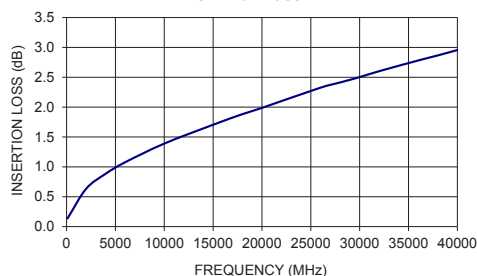
TYPICAL PHASE VS. FLEXURE*



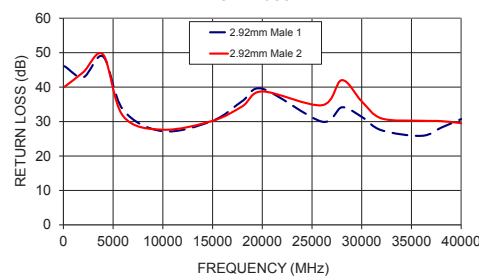
* Typical phase change over flexure performed on T40-3FT-KMKM+ by wrapping cable 360° around 2" and 3" radii mandrels referenced to normalized straight position.

** Setup is flipped and measurement is repeated.

T40-3FT-KMKM+ INSERTION LOSS



T40-3FT-KMKM+ RETURN LOSS



Notes

- Performance and quality attributes and conditions not expressly stated in this specification document are intended to be excluded and do not form a part of this specification document.
- Electrical specifications and performance data contained in this specification document are based on Mini-Circuit's applicable established test performance criteria and measurement instructions.
- The parts covered by this specification document are subject to Mini-Circuits standard limited warranty and terms and conditions (collectively, "Standard Terms"); Purchasers of this part are entitled to the rights and benefits contained therein. For a full statement of the Standard Terms and the exclusive rights and remedies thereunder, please visit Mini-Circuits' website at www.minicircuits.com/MCLStore/terms.jsp



www.minicircuits.com P.O. Box 350166, Brooklyn, NY 11235-0003 (718) 934-4500 sales@minicircuits.com

REV. OR
M166073
T40-3FT-KMKM+
AG/CP/AM
180328
Page 2 of 2

X-ON Electronics

Largest Supplier of Electrical and Electronic Components

Click to view similar products for [Test Leads](#) category:

Click to view products by [Mini-Circuits](#) manufacturer:

Other Similar products are found below :

[795-2384-10-25](#) [1301430020](#) [15107](#) [1510-24-105](#) [15308](#) [15408](#) [15302](#) [15307](#) [15407](#) [15409](#) [BU-1149-A-36-0](#) [BU-1481-E-12-0](#) [BU-1481-E-24-0](#) [1927617](#) [2450](#) [2524-A-60](#) [LB1F-2R-RED](#) [LB1F-2R-YLW](#) [2500](#) [2524-A-48](#) [2977-J-48](#) [R948131000](#) [380200](#) [BU-1449-E-12-2](#) [BU-1480-E-24-0](#) [BU-1481-E-12-2](#) [BU-1481-E-24-2](#) [LB1F-2R-BLK](#) [LB1F-2R-BLUE](#) [LB1F-2R-WHT](#) [6345](#) [6432](#) [EM3782-24-3#](#) [R948161002](#) [R948160002](#) [R948170002](#) [R948171002](#) [R948163002](#) [973604100](#) [934160101](#) [934160100](#) [R948174000](#) [CT3269](#) [CT3258](#) [CT3158-100](#) [HSPL 8568/AWG16/200/RT](#) [HSPL 8568/AWG16/200/SW](#) [28.0127-05025](#) [28.0127-20025](#) [49.0079-20021](#)