



SURFACE MOUNT

RF Transformer

TC4-11+

TC4-11X+
Upgraded Version*

50/12.5Ω 2 to 1100 MHz

- *Addition of Top Hat® feature Benefits
 - Allows faster pick-and-place
 - Enables visual identification marking

FEATURES

- Wideband, 2 to 1100 MHz
- Good return loss
- Impedance matching
- Step-down autotransformer
- Plastic base with leads
- Aqueous washable



Generic photo used for illustration purposes only

CASE STYLE: AT224-1

+RoHS Compliant

The +Suffix identifies RoHS Compliance.
See our website for methodologies and qualifications

APPLICATIONS

- Cellular

ELECTRICAL SPECIFICATIONS AT 25°C

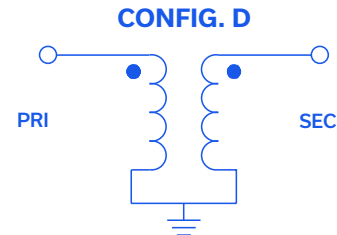
Parameter	Frequency (MHz)	Min.	Typ.	Max.	Unit
Impedance Ratio (primary / secondary)			50/12.5		
Frequency Range		2		1100	MHz
Insertion Loss*	—		3.0		dB
	2-1100		2.0		
	5-700		1.0		

* Insertion Loss is referenced to mid-band loss, 0.4 dB typ.
Step down, 50 ohm primary, 5.2 pF across secondary

MAXIMUM RATINGS

Parameter	Ratings
Operating Temperature	-20°C to 85°C
Storage Temperature	-55°C to 100°C
RF Power	0.25W
DC Current	30mA

Permanent damage may occur if any of these limits are exceeded.



REV. F
ECO-017642
TC4-11+
MCLNY
231013



SURFACE MOUNT

RF Transformer

TC4-11+

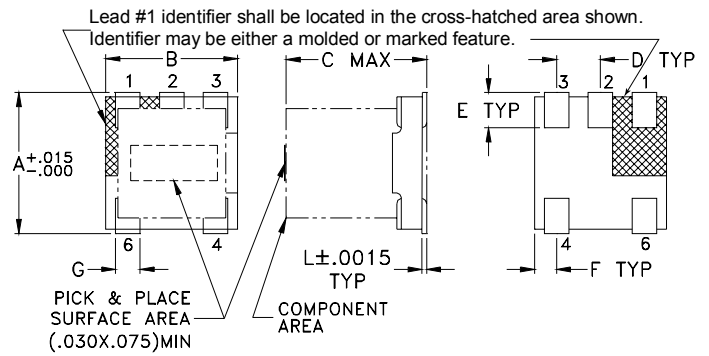
50/12.5Ω 2 to 1100 MHz

PIN CONNECTIONS

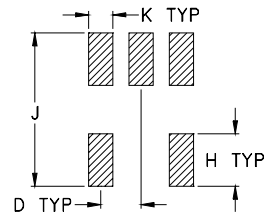
PRIMARY DOT	6
PRIMARY	3
SECONDARY DOT	1
SECONDARY	3

PRODUCT MARKING: NA

OUTLINE DRAWING



PCB Land Pattern



Suggested Layout,
Tolerance to be within $\pm .002$

OUTLINE DIMENSIONS (Inch/mm)

A	B	C	D	E	F	G	H	J	K	L
.150	.150	.160	.050	.040	.025	.028	.065	.190	.030	.007
3.81	3.81	4.06	1.27	1.02	0.64	0.71	1.65	4.83	0.76	0.18

Weight: 0.15 grams

TAPE & REEL INFORMATION: F17



SURFACE MOUNT

RF Transformer

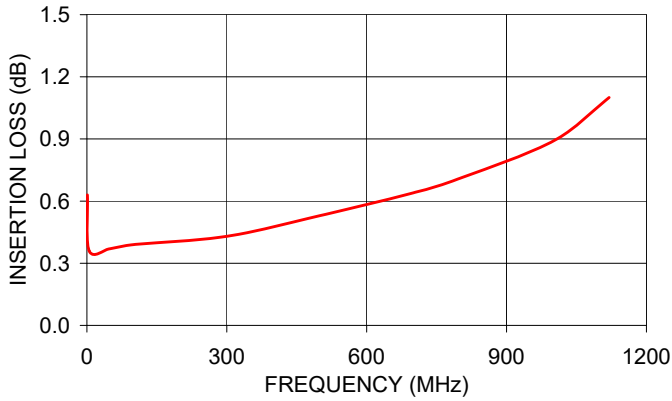
TC4-11+

50/12.5Ω 2 to 1100 MHz

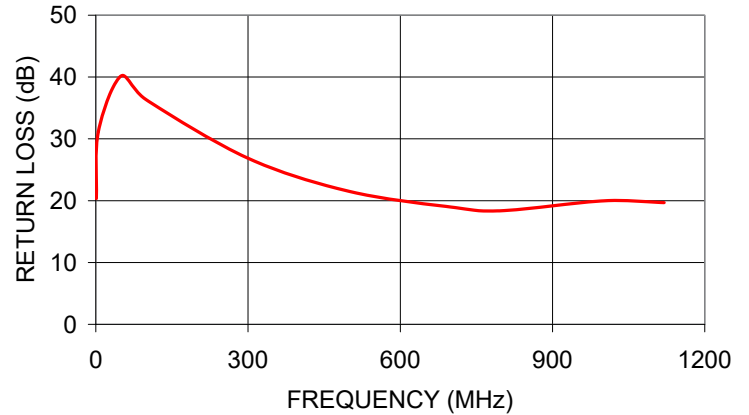
TYPICAL PERFORMANCE DATA

FREQUENCY (MHz)	INSERTION LOSS (dB)	INPUT R. LOSS (dB)
1.00	0.63	20.35
5.00	0.36	31.19
50.00	0.37	40.18
100.00	0.39	36.30
300.00	0.43	26.86
500.00	0.53	21.49
700.00	0.64	18.96
800.00	0.71	18.37
1000.00	0.89	19.97
1120.00	1.10	19.69

INSERTION LOSS



INPUT RETURN LOSS



NOTES

- A. Performance and quality attributes and conditions not expressly stated in this specification document are intended to be excluded and do not form a part of this specification document.
- B. Electrical specifications and performance data contained in this specification document are based on Mini-Circuit's applicable established test performance criteria and measurement instructions.
- C. The parts covered by this specification document are subject to Mini-Circuits standard limited warranty and terms and conditions (collectively, "Standard Terms"); Purchasers of this part are entitled to the rights and benefits contained therein. For a full statement of the standard terms and the exclusive rights and remedies thereunder, please visit Mini-Circuits' website at www.minicircuits.com/terms/viewterm.html



X-ON Electronics

Largest Supplier of Electrical and Electronic Components

Click to view similar products for [Audio Transformers / Signal Transformers](#) category:

Click to view products by [Mini-Circuits](#) manufacturer:

Other Similar products are found below :

[CU4S0506AT-2655-H1](#) [MGPWT-00449-P](#) [PE-64961](#) [1812WBT2-4](#) [BX1194WNL](#) [1879479-1](#) [PA1528ANL](#) [T1137NLT](#) [T3012NL](#) [PE-65848FNLT](#) [H5019EFNL](#) [CX2045ALNLT](#) [MET-14](#) [MGPWT-00059-P](#) [MGPWT-00266-P](#) [MGPWT-00278-P](#) [MGPWT-00431-P](#) [TTC-100](#) [TTC-143-H](#) [TTC-5032-1](#) [4-1879391-0](#) [100213](#) [T1142NL](#) [T1124NL](#) [1879732-1](#) [2-1879391-5](#) [B8846NL](#) [MABA-010321-CT1A42](#) [TX1341NL](#) [H0013FNL](#) [H5020FNL](#) [H2009FNLT](#) [H5004NLT](#) [S553-5999-52-F](#) [T5008NLT](#) [PE-68517T](#) [TG111-E212NWLFR](#) [MGPWT-00339-P](#) [H5014FNLT](#) [TX1473NLT](#) [PE-69011NLT](#) [CX2043LNLT](#) [H7137FNLT](#) [H1259NLT](#) [TX1344NLT](#) [LM-LP-1005L](#) [H0013NLT](#) [S558-5500-JV](#) [TX1193NLT](#) [T7015NL](#)