

Coaxial Bandpass Filter

VBFZ-1065+

50Ω 980 to 1150 MHz

Maximum Ratings

Operating Temperature	-55°C to 100°C
Storage Temperature	-55°C to 100°C
RF Power Input*	7W at 25°C

*Passband rating, derate linearly to 3W at 100°C ambient. Permanent damage may occur if any of these limits are exceeded.

Features

- Good Rejection, 30dB up to 11GHz
- Low insertion loss
- Excellent power handling, 7W
- Temperature stable LTCC internal structure
- Rugged stainless steel unibody
- Protected by US Patent 6,943,646

Application

- Harmonic rejection
- Transmitters/receivers
- Lab use
- Test instrumentation



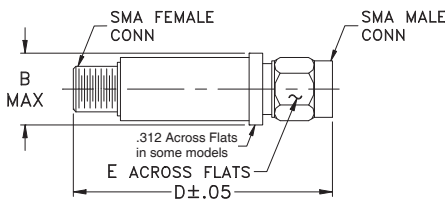
CASE STYLE: FF1145

Connectors	Model
SMA	VBFZ-1065-S+

+RoHS Compliant

The +Suffix identifies RoHS Compliance. See our web site for RoHS Compliance methodologies and qualifications

Outline Drawing



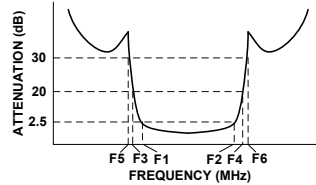
Outline Dimensions (inch mm)

B	D	E	wt.
.410	1.91	.312	grams
10.41	48.51	7.92	11.8

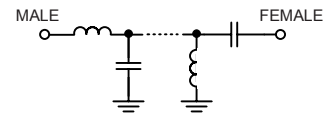
Bandpass Filter Electrical Specifications (T_{AMB} = 25°C)

CENTER FREQ. (MHz) Fc	PASSBAND (MHz) (Loss < 2.3dB) F1 - F2	STOPBANDS (MHz)				VSWR (:1)		
		(Loss > 20dB)		(Loss 30dB Typ)		Passband		Stopband
		F3	F4	F5	F6	Typ.	Max.	Typ.
1065	980 - 1150	630	1800	600	1800 - 11000	1.4	2.1	20

Typical Frequency Response

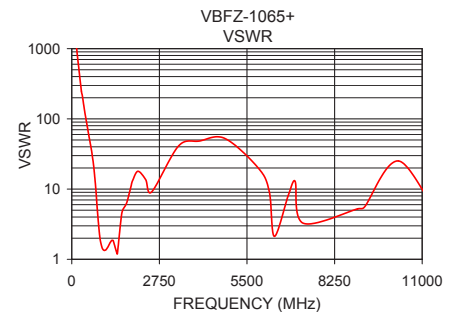
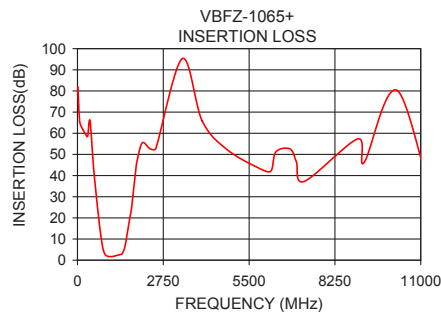


Functional Schematic



Typical Performance Data at 25°C

Frequency (MHz)	Insertion Loss (dB)	VSWR (:1)
10	81.73	7758.65
80	66.51	2941.49
250	58.37	378.75
600	30.82	40.05
630	26.53	33.07
723	14.55	15.01
792	7.33	5.97
850	3.78	2.79
980	1.80	1.38
1065	1.68	1.35
1150	1.83	1.54
1275	2.30	1.87
1435	3.06	1.22
1520	6.46	2.91
1605	13.53	5.12
1760	27.72	7.23
1800	33.65	8.52
3000	70.36	22.88
8000	46.84	25.98
11000	46.55	18.29



Notes

- Performance and quality attributes and conditions not expressly stated in this specification document are intended to be excluded and do not form a part of this specification document.
- Electrical specifications and performance data contained in this specification document are based on Mini-Circuit's applicable established test performance criteria and measurement instructions.
- The parts covered by this specification document are subject to Mini-Circuits standard limited warranty and terms and conditions (collectively, "Standard Terms"); Purchasers of this part are entitled to the rights and benefits contained therein. For a full statement of the Standard Terms and the exclusive rights and remedies thereunder, please visit Mini-Circuits' website at www.minicircuits.com/MCLStore/terms.jsp



X-ON Electronics

Largest Supplier of Electrical and Electronic Components

Click to view similar products for [Signal Conditioning](#) category:

Click to view products by [Mini-Circuits](#) manufacturer:

Other Similar products are found below :

[MAPDCC0001](#) [MAPDCC0004](#) [PD0409J5050S2HF](#) [880157](#) [HHS-109-PIN](#) [DC1417J5005AHF](#) [AFS14A30-2185.00-T3](#) [AFS14A35-1591.50-T3](#) [DS-323-PIN](#) [B39321R801H210](#) [1A0220-3](#) [JP510S](#) [LFB212G45SG8C341](#) [LFB322G45SN1A504](#) [LFL182G45TC3B746](#) [SF2159E](#) [30057](#)
[FM-104-PIN](#) [CER0813B](#) [MAPDCC0005](#) [3A325](#) [40287](#) [41180](#) [ATB3225-75032NCT](#) [BD0810N50100AHF](#) [BD2425J50200AHF](#)
[C5060J5003AHF](#) [JHS-115-PIN](#) [JP503AS](#) [DC0710J5005AHF](#) [DC2327J5005AHF](#) [DC3338J5005AHF](#) [43020](#) [LFB2H2G60BB1C106](#)
[LFL15869MTC1B787](#) [X3C19F1-20S](#) [XC3500P-20S](#) [10013-20](#) [SF2194E](#) [CDBLB455KCAX39-B0](#) [TGL2208-SM, EVAL](#) [RF1353C](#)
[PD0922J5050D2HF](#) [1E1305-3](#) [1G1304-30](#) [B0922J7575AHF](#) [2020-6622-20](#) [TP-102-PIN](#) [TP-103-PIN](#) [BD1222J50200AHF](#)