

# High Pass Filter

## VHF-5500+

50Ω 6000 to 11500 MHz

### Maximum Ratings

Operating Temperature	-55°C to 100°C
Storage Temperature	-55°C to 100°C
RF Power Input*	7W max. at 25°C

\*Passband rating, derate linearly to 3W at 100°C ambient. Permanent damage may occur if any of these limits are exceeded.

### Features

- Low Cost
- Small size
- 5 sections
- Temperature stable
- Excellent power handling, 7W
- DC block in/out, breakdown voltage, 1kV typ.

### Application

- Sub-harmonic rejection and DC blocking
- Transmitters/Receivers
- Lab Use
- Instrumentation
- Test equipment

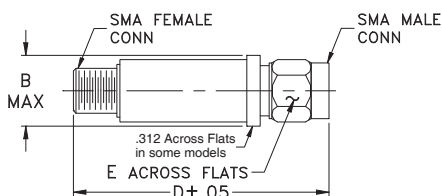


CASE STYLE: FF704

Connectors	Model
SMA	VHF-5500+

**+RoHS Compliant**  
The +Suffix identifies RoHS Compliance. See our web site for RoHS Compliance methodologies and qualifications

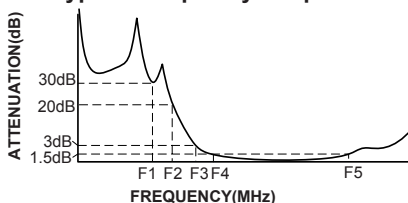
### Outline Drawing



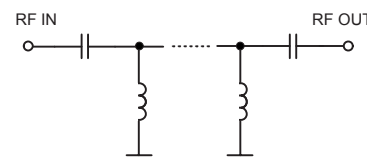
### High Pass Filter Electrical Specifications (T<sub>AMB</sub> = 25°C)

STOPBAND (MHz)		f <sub>co</sub> , MHz	PASSBAND (MHz)		VSWR		NO. OF SECTIONS
(Loss>30dB)	(Loss>20dB)	Nom.	(Loss<1.5dB)	(Loss<2dB)	Typ.	Frequency (MHz)	
Typ. DC-F1	Min. DC-F2	Typ. F3	Max. F4-F5	Max.			
DC-4000	DC-4500	5500	6600-10000	6000-11500	20:1	5600-11000	5

### Typical Frequency Response



### Electrical Schematic



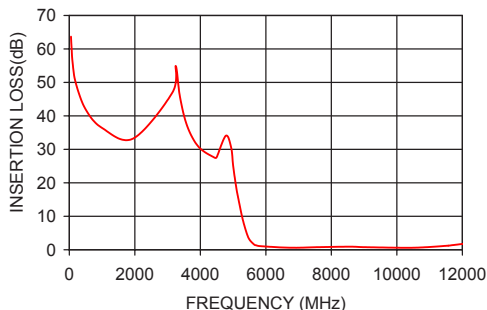
### Typical Performance Data at 25°C

Frequency (MHz)	Insertion Loss (dB)	VSWR (:1)
50	63.32	1737.18
500	41.73	868.59
1000	36.12	434.30
3250	44.07	62.05
4000	32.16	45.72
4500	27.90	34.75
5000	26.03	22.29
5500	3.24	2.44
5600	2.05	1.53
6000	1.39	1.53
6600	1.05	1.22
9000	1.09	1.60
10000	0.79	1.24
11500	1.18	1.64
12000	1.71	2.05

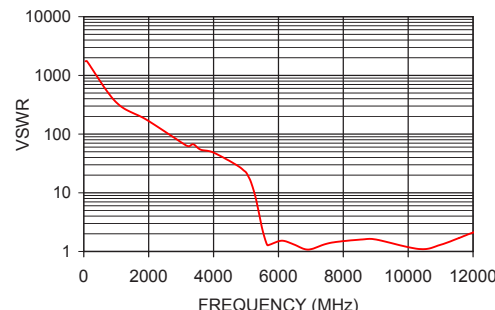
### Outline Dimensions (inch/mm)

B	D	E	wt.
.410	1.43	.312	grams
10.41	36.32	7.92	10

VHF-5500+  
INSERTION LOSS



VHF-5500+  
VSWR



### Notes

- Performance and quality attributes and conditions not expressly stated in this specification document are intended to be excluded and do not form a part of this specification document.
- Electrical specifications and performance data contained in this specification document are based on Mini-Circuit's applicable established test performance criteria and measurement instructions.
- The parts covered by this specification document are subject to Mini-Circuits standard limited warranty and terms and conditions (collectively, "Standard Terms"); Purchasers of this part are entitled to the rights and benefits contained therein. For a full statement of the Standard Terms and the exclusive rights and remedies thereunder, please visit Mini-Circuits' website at [www.minicircuits.com/MCLStore/terms.jsp](http://www.minicircuits.com/MCLStore/terms.jsp)



## X-ON Electronics

Largest Supplier of Electrical and Electronic Components

*Click to view similar products for [Signal Conditioning](#) category:*

*Click to view products by [Mini-Circuits](#) manufacturer:*

Other Similar products are found below :

[MAPDCC0001](#) [MAPDCC0004](#) [PD0409J5050S2HF](#) [880157](#) [HHS-109-PIN](#) [DC1417J5005AHF](#) [AFS14A30-2185.00-T3](#) [AFS14A35-1591.50-T3](#) [DS-323-PIN](#) [B39321R801H210](#) [1A0220-3](#) [JP510S](#) [LFB212G45SG8C341](#) [LFB322G45SN1A504](#) [LFL182G45TC3B746](#) [SF2159E](#) [30057](#) [FM-104-PIN](#) [CER0813B](#) [MAPDCC0005](#) [3A325](#) [40287](#) [41180](#) [ATB3225-75032NCT](#) [BD0810N50100AHF](#) [BD2425J50200AHF](#) [C5060J5003AHF](#) [JHS-115-PIN](#) [JP503AS](#) [DC0710J5005AHF](#) [DC2327J5005AHF](#) [DC3338J5005AHF](#) [43020](#) [LFB2H2G60BB1C106](#) [LFL15869MTC1B787](#) [X3C19F1-20S](#) [XC3500P-20S](#) [10013-20](#) [SF2194E](#) [CDBLB455KCAX39-B0](#) [TGL2208-SM, EVAL](#) [RF1353C](#) [PD0922J5050D2HF](#) [1E1305-3](#) [1G1304-30](#) [B0922J7575AHF](#) [2020-6622-20](#) [TP-102-PIN](#) [TP-103-PIN](#) [BD1222J50200AHF](#)