

# Coaxial Low Pass Filter

## VLF-3000+

50Ω \*DC to 3000 MHz



CASE STYLE: FF704

Connectors	Model
SMA	VLF-3000+

**+RoHS Compliant**

The +Suffix identifies RoHS Compliance. See our web site for RoHS Compliance methodologies and qualifications

### Maximum Ratings

Operating Temperature	-55°C to 100°C
Storage Temperature	-55°C to 100°C
RF Power Input*	10W max. at 25°C
DC Current Input to Output	0.5A max. at 25°C

\* Passband rating, derate linearly to 3.5W at 100°C ambient. Permanent damage may occur if any of these limits are exceeded.

### Features

- rugged uni-body construction, small size
- 7 sections
- excellent power handling, 10W
- temperature stable
- low cost
- protected by U.S. Patent 6,943,646

### Applications

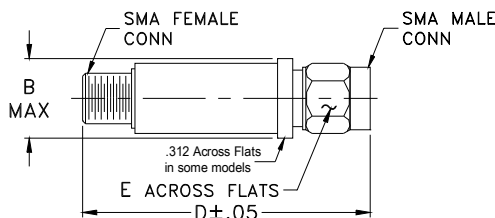
- harmonic rejection
- transmitters/receivers
- lab use

### Electrical Specifications at 25°C

PASSBAND (MHz) (loss < 1.2 dB)	f <sub>co</sub> , MHz Nom. (loss 3 dB)	STOP BAND (MHz) (loss, dB)			VSWR (:1)		NO. OF SECTIONS
		f 20 Min.	30 Typ.	fr 20 Typ.	Stopband Typ.	Passband Typ.	
Max.	Typ.						
*DC-3000	3600	4550	4780-7500	10000	20	1.2	7

\* Not for use with DC voltage at input and output ports

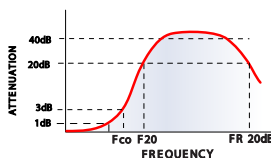
### Outline Drawing



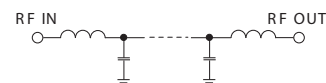
### Outline Dimensions (inch/mm)

B	D	E	wt
.410	1.43	.312	grams
10.41	36.32	7.92	10.0

### typical frequency response

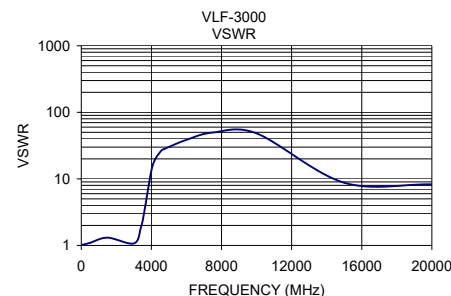
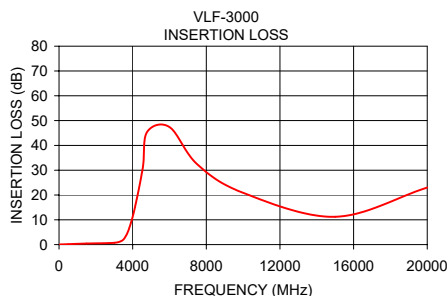


### electrical schematic



### Typical Performance Data at 25°C

Frequency (MHz)	Insertion Loss (dB)	VSWR (:1)
50	0.06	1.02
500	0.17	1.09
1500	0.41	1.31
3000	0.72	1.07
3400	1.51	1.86
3600	3.08	3.27
3800	6.38	6.83
4100	14.30	16.72
4550	31.05	26.33
4780	45.38	28.49
6000	47.38	38.61
7500	32.41	49.64
10000	20.88	48.26
15000	11.22	8.77
20000	23.02	8.27



### Notes

- Performance and quality attributes and conditions not expressly stated in this specification document are intended to be excluded and do not form a part of this specification document.
- Electrical specifications and performance data contained in this specification document are based on Mini-Circuit's applicable established test performance criteria and measurement instructions.
- The parts covered by this specification document are subject to Mini-Circuit's standard limited warranty and terms and conditions (collectively, "Standard Terms"); Purchasers of this part are entitled to the rights and benefits contained therein. For a full statement of the Standard Terms and the exclusive rights and remedies thereunder, please visit Mini-Circuit's website at [www.minicircuits.com/MCLStore/terms.jsp](http://www.minicircuits.com/MCLStore/terms.jsp)



## X-ON Electronics

Largest Supplier of Electrical and Electronic Components

*Click to view similar products for [Signal Conditioning](#) category:*

*Click to view products by [Mini-Circuits](#) manufacturer:*

Other Similar products are found below :

[MAPDCC0001](#) [MAPDCC0004](#) [PD0409J5050S2HF](#) [880157](#) [HHS-109-PIN](#) [DC1417J5005AHF](#) [AFS14A30-2185.00-T3](#) [AFS14A35-1591.50-T3](#) [DS-323-PIN](#) [B39321R801H210](#) [1A0220-3](#) [JP510S](#) [LFB212G45SG8C341](#) [LFB322G45SN1A504](#) [LFL182G45TC3B746](#) [SF2159E](#) [30057](#) [FM-104-PIN](#) [CER0813B](#) [MAPDCC0005](#) [3A325](#) [40287](#) [41180](#) [ATB3225-75032NCT](#) [BD0810N50100AHF](#) [BD2425J50200AHF](#) [C5060J5003AHF](#) [JHS-115-PIN](#) [JP503AS](#) [DC0710J5005AHF](#) [DC2327J5005AHF](#) [DC3338J5005AHF](#) [43020](#) [LFB2H2G60BB1C106](#) [LFL15869MTC1B787](#) [X3C19F1-20S](#) [XC3500P-20S](#) [10013-20](#) [SF2194E](#) [CDBLB455KCAX39-B0](#) [TGL2208-SM, EVAL](#) [RF1353C](#) [PD0922J5050D2HF](#) [1E1305-3](#) [1G1304-30](#) [B0922J7575AHF](#) [2020-6622-20](#) [TP-102-PIN](#) [TP-103-PIN](#) [BD1222J50200AHF](#)