


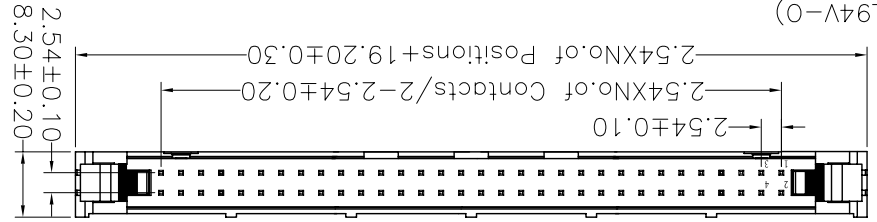
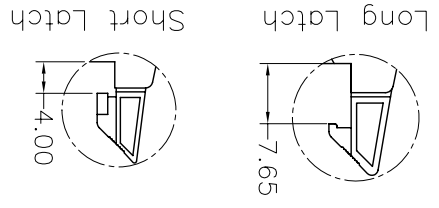
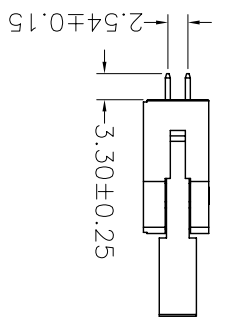
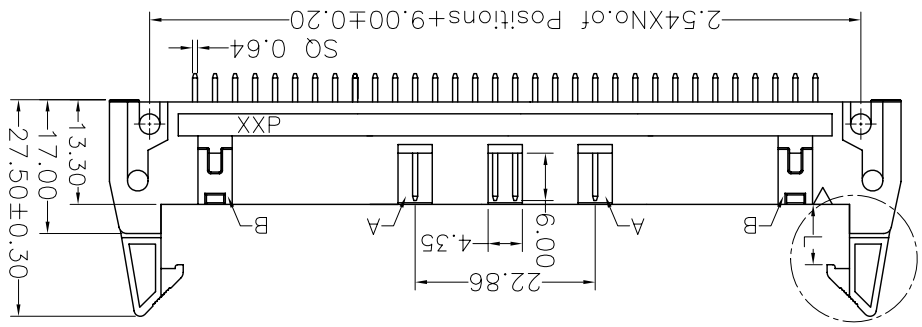
DR: ZOE		2006-11-28		17	
CHKD: LISA		APPD: SUNNY		16	
DWG NO.:		PART NO.(INTENDED USE)		15	
TITLE: MTE210-XXSL		NAME(INTENDED USE)		14	
MINTRON CO.,LTD.		UNITS mm		13	
FINISH		MATL		12	
QTY		X. ± 0.30		11	
EJECTOR HEADER CONNECTOR		X. ± 0.20		10	
CONTRACTOR		X. ± 0.10		9	
SCALE 1/1		X. ± 0.05		8	
SHEET 1/1		.XX ± 0.5°		7	
REV. A		.XX ± 1°		6	
APPD.		X. ± 2°		5	
ECN. NO.		X. ± 5°		4	
REV.		X. ± 0.30		3	
APPD.		X. ± 0.20		2	
ECN. NO.		X. ± 0.10		1	
REV.		.XX ± 0.5°		0	

No. of Pins Latch Type
 06 24 L=Long Latch
 08 26 S=Short Latch
 10 30 N=Without Latch
 12 34
 14 40
 16 50
 18 60
 20 64

MTE210-XX S X

Ordering Information

NOTES:
 Current Rating: 3.0AMP
 Contact Resistance: 20mΩ Max
 Insulation Resistance: 1000MΩ Min
 Withstand Voltage: 1000V AC/Minute
 Operation Temperature: -40°C to +105°C
 Contact Material: Brass
 Contact plating: Sn or Au Over Ni
 Insulator Material: PBT or PA6T+30%GF(UL94V-0)
 No side slot "A" and "B" from 6 to 16Pin
 No side slot "A" from 18 to 58Pin



REV.	ECN. NO.	APPD.
A		

X-ON Electronics

Largest Supplier of Electrical and Electronic Components

Click to view similar products for [mintron](#) manufacturer:

Other Similar products are found below :

[MTFC12-64YW](#) [LW10251-28](#) [MTE210-20RL](#) [MTE210-40SL](#) [MTP125-240R1](#) [MTF185-211SY1](#) [MTP220-1209S1](#) [MTB125-1140R1](#)
[MTE210-50RL](#) [MTFD10-26B1](#) [MTB110-16S](#) [MTB125-1110R1](#) [MTE210-24SL](#) [MTFC22-34YW](#) [MTP125-211R1](#) [MTE220-34SL](#)
[MTFD10-64B1](#) [MTF185-240SY1](#) [MTB111-30S](#) [MTP125-202R1](#) [MTP220-1106R1](#) [MTFD20-50P](#) [MTFC42-50YW](#) [MTFC22-24YW](#)
[MTE210-30RL](#) [MTE220-40SL](#) [MTMR39-10MC-01](#) [MTE220-40RL](#) [MTFC22-50YW](#) [MTFC16-24YW](#) [MTFC12-34YW](#) [MTE220-20RL](#)
[MTFD10-40B1](#) [MTE220-20SL](#) [MTE210-24RL](#) [MTE210-50SL](#) [MTE210-10RL](#) [MTE220-34RL](#) [MTFC12-26YW](#) [MTE220-10SL](#) [MTP220-](#)
[1205R1](#) [LW10252-28](#) [MTE220-24RL](#) [MTE210-14RL](#) [MTB125-1107R1](#) [MTE210-34SL](#) [MTE220-16RL](#) [MTF185-212SY1](#) [MTF185-](#)
[215SY1](#) [MTE220-16SL](#)