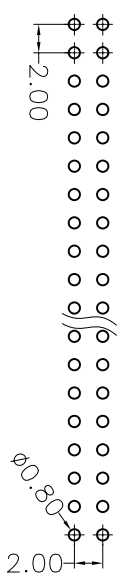


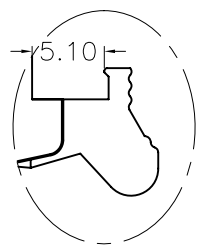
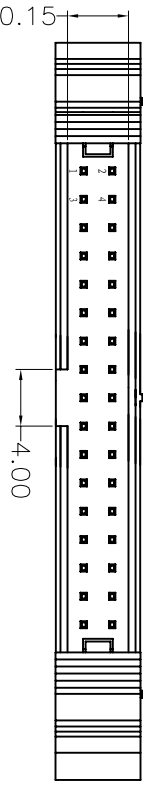
REV.	ECN. NO.	APPD.
A		

Recommended P.C.B Layout(Top Side)

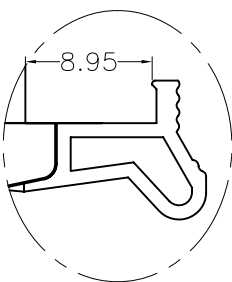
(PCB BOARD TOLERANCE±0.05)



NOTES:
 Current Rating:1.5AMP
 Contact Resistance:20mΩ max
 Withstand Voltage:500V AC/DC
 Insulation Resistance:1000MΩ min
 Operation Temperature:-40°C to +105°C
 Contact Material:Brass
 Contact plating:Au or Sn Over Ni
 Insulator Material:PA6T+30%GF(UL94V-0)



Short Latch

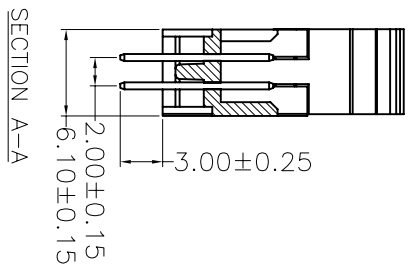
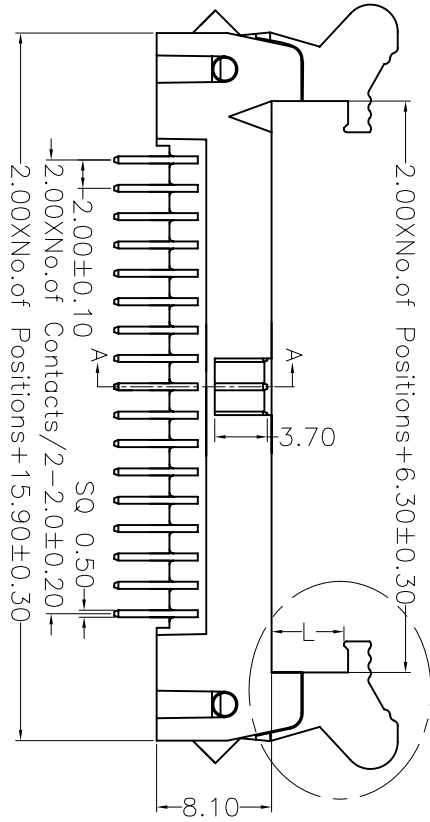


Long Latch

Ordering Information

MTE220-XX S X

No.of Pins	Latch Type
06 24	L=Long Latch
08 26	S=Short Latch
10 30	N=Without Latch
12 34	
14 40	
16 50	
18 60	
20 64	



SECTION A-A

X.	±0.30	X.°	±5°	UNITS	mm
.X	±0.20	.X°	±2°	MAT'L	
.XX	±0.10	.XX°	±1°	FINISH	
.XXX	±0.05	.XXX°	±0.5°	QTY	

NAME(INTENDED USE)	
PART NO.(INTENDED USE)	
APPD:	SUNNY
CHKD:	LISA
DR:	ZOE
	2006-11-28

MINTRON CO.,LTD.	
TITLE:	MTE220-XXSL
DWG NO.:	
SCALE	1/1
SHEET	1/1
REV.	A

X-ON Electronics

Largest Supplier of Electrical and Electronic Components

Click to view similar products for [mintron](#) manufacturer:

Other Similar products are found below :

[MTFC12-64YW](#) [LW10251-28](#) [MTE210-20RL](#) [MTE210-40SL](#) [MTP125-240R1](#) [MTF185-211SY1](#) [MTP220-1209S1](#) [MTB125-1140R1](#)
[MTE210-50RL](#) [MTFD10-26B1](#) [MTB110-16S](#) [MTB125-1110R1](#) [MTE210-24SL](#) [MTFC22-34YW](#) [MTP125-211R1](#) [MTE220-34SL](#)
[MTFD10-64B1](#) [MTF185-240SY1](#) [MTB111-30S](#) [MTP125-202R1](#) [MTP220-1106R1](#) [MTFD20-50P](#) [MTFC42-50YW](#) [MTFC22-24YW](#)
[MTE210-30RL](#) [MTE220-40SL](#) [MTMR39-10MC-01](#) [MTE220-40RL](#) [MTFC22-50YW](#) [MTFC16-24YW](#) [MTFC12-34YW](#) [MTE220-20RL](#)
[MTFD10-40B1](#) [MTE220-20SL](#) [MTE210-24RL](#) [MTE210-50SL](#) [MTE210-10RL](#) [MTE220-34RL](#) [MTFC12-26YW](#) [MTE220-10SL](#) [MTP220-](#)
[1205R1](#) [LW10252-28](#) [MTE220-24RL](#) [MTE210-14RL](#) [MTB125-1107R1](#) [MTE210-34SL](#) [MTE220-16RL](#) [MTF185-212SY1](#) [MTF185-](#)
[215SY1](#) [MTE220-16SL](#)