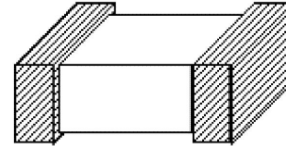


1. Features

- Ultra-Low capacitance:3pF(typ.)
- Reverse stand-off voltage:5V
- IEC 61000-4-2 (ESD Air): ±15kV
IEC 61000-4-2 (ESD Contact): ±10kV

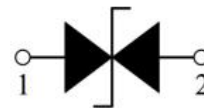
2. Pin Description



3. Applications

- Computers and Peripherals
- Audio and Video Equipment
- Cellular Handsets and Accessories
- Portable Electronics

4. Schematic Diagram



5. Order Information

Type	Package	Size (mm)	Delivery Form	Delivery Quantity
MKT2312AA	0201	0.60 x 0.30 x 0.30	7" T&R	15,000

6. Limiting Values($T_A = 25\text{ }^\circ\text{C}$, unless otherwise specified)

Symbol	Parameter	Conditions	Min	Max	Unit
V_{ESD}	Electrostatic Discharge Voltage	IEC 61000-4-2; Contact Discharge	-	±10	kV
		IEC 61000-4-2; Air Discharge	-	±15	kV
T_{OP}	Operating Temperature	-	-55	125	°C
T_{stg}	Storage Temperature Range	-	-55	150	°C

7. Electrical Characteristics ($T_A = 25^\circ\text{C}$ unless otherwise specified)

Symbol	Parameter	Conditions	Min	Typ.	Max	Unit
V_{RWM}	Reverse Working Voltage	$T_A = 25^\circ\text{C}$	-	-	5	V
V_{BR}	Breakdown Voltage	$I_R = 1\text{mA}; T_A = 25^\circ\text{C}$	-	10	-	V
I_R	Reverse Leakage Current	$V_{RWM} = 5\text{V}; T_A = 25^\circ\text{C}$	-	-	1	μA
V_C	Clamping Voltage	$I_{PP} = 1\text{A}, t_p = 8/20\mu\text{s}$	-	14	16	V
C_J	Junction Capacitance	$V_R = 0\text{V}, f = 1\text{MHz}$	-	3	-	pF

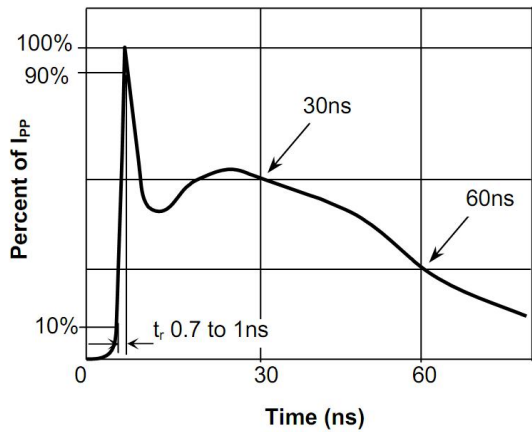
8. Typical Characteristics


Fig.1 Pulse Waveform-ESD(IEC61000-4-2)

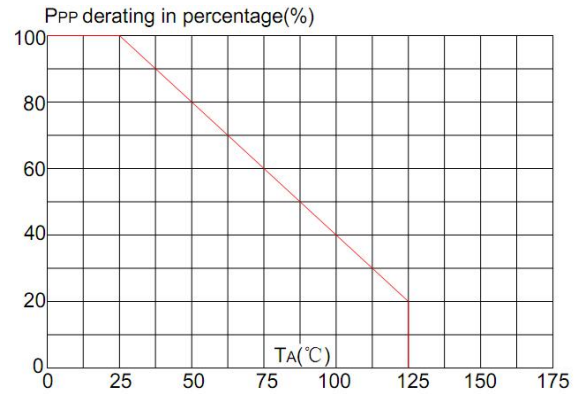


Fig.2 Pulse Derating Curve

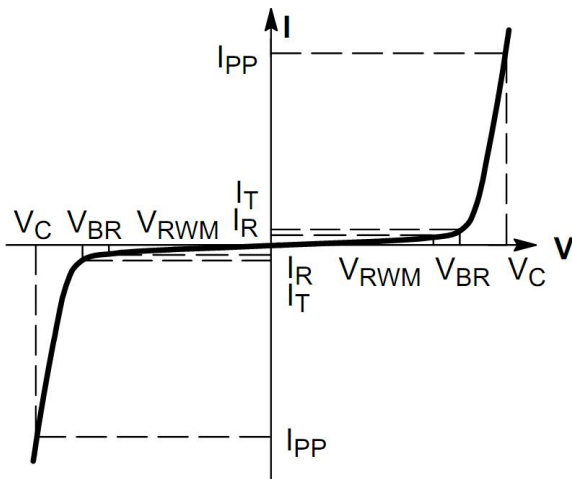
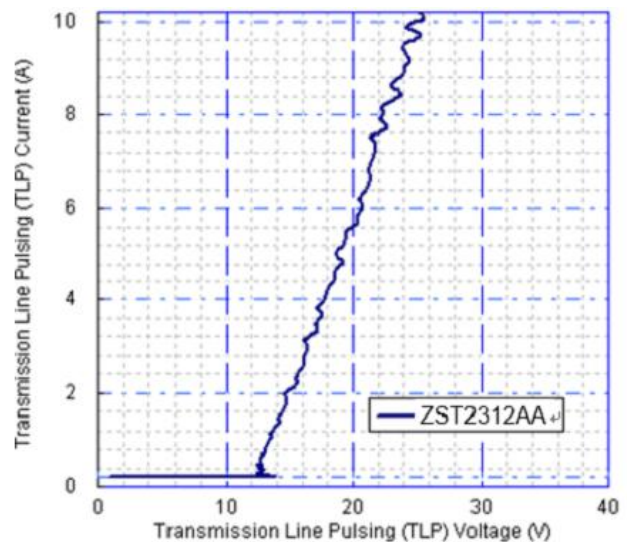
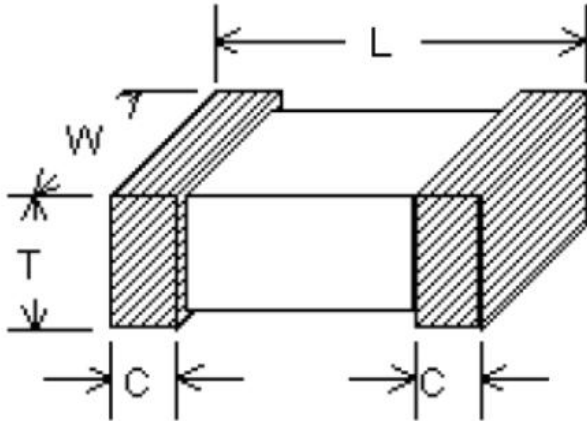


Fig.3 V-I Characteristics for Bidirectional Diode


 Fig.4 Transmission Line Pulse ($t_p = 100\text{ns}$)

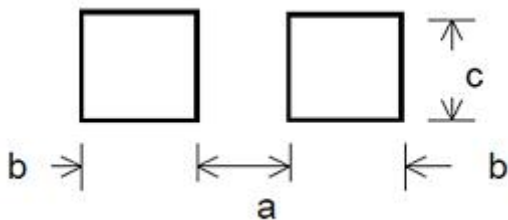
9. Package Dimension

0201 Package Outline



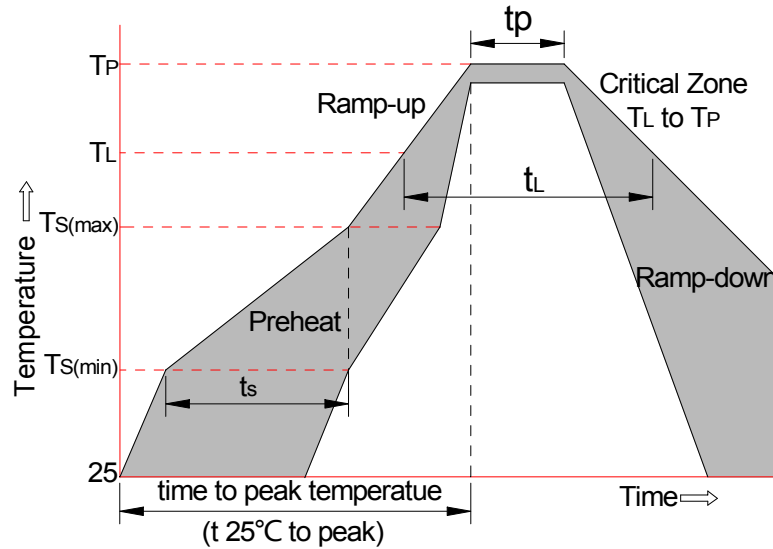
Symbol	Dimensions In Millimeters		
	Min	Nom	Max
L	0.55	0.60	0.65
W	0.26	0.30	0.34
T	0.26	0.30	0.34
C	0.14	0.20	0.26

Suggested Land Pattern



Symbol	Dimensions In Millimeters	
	Min	Max
a	0.20	0.30
b	0.25	0.30
c	0.30	0.40

10. Soldering Parameters



Reflow Condition		Pb-Free Assembly
Pre-heat	-Temperature Min ($T_{s(min)}$)	+150°C
	-Temperature Max($T_{s(max)}$)	+200°C
	-Time (Min to Max) (t_s)	60-180 secs.
Average ramp up rate (Liquid us Temp (T_L) to peak)		3°C/sec. Max
$T_{s(max)}$ to T_L - Ramp-up Rate		3°C/sec. Max
Reflow	-Temperature(T_L)(Liquid us)	+217°C
	-Temperature(t_L)	60-150 secs.
Peak Temp (T_p)		+260(+0/-5)°C
Time within 5°C of actual Peak Temp (t_p)		30 secs. Max
Ramp-down Rate		6°C/sec. Max
xTime 25°C to Peak Temp (T_p)		8 min. Max
Do not exceed		+260°C

11. Contact Information

Online product information is available at www.mkfounder.com

Buy our products or get free samples, for further information and requests,

e-mail us at: mk@mkfounder.com

12. Copyrights & Disclaimer

Copyright MK, trademarks Registered. All rights reserved. The material herein may not be reproduced, adapted, merged, translated, stored, or used without the prior written consent of the copyright owner.

Devices sold by MK are covered by the warranty and patent indemnification provisions appearing in its General Terms of Trade. MK makes no warranty, express, statutory, implied, or by description regarding the information set forth herein.

MK reserves the right to change specifications and prices at any time and without notice. Therefore, prior to designing this product into a system, it is necessary to check with MK for current information.

This product is intended for use in commercial applications.

Applications requiring extended temperature range, unusual environmental requirements, or high reliability applications, such as military, medical life-support or life-sustaining equipment are specifically not recommended without additional processing by MK for each application.

This product is provided by MK "AS IS" and any express or implied warranties, including, but not limited to the implied warranties of merchantability and fitness for a particular purpose are disclaimed.

MK shall not be liable to recipient or any third party for any damages, including but not limited to personal injury property damage, loss of profits, loss of use, interruption of business or indirect, special, incidental or consequential damages, of any kind, in connection with or arising out of the furnishing, performance or use of the technical data herein. No obligation or liability to recipient or any third party shall arise or flow out of MK rendering of technical or other services.

13. Reversion History

Document ID	Release Date	Sheet Status	Change Notice	Supersedes
0.1	08-Mar-2018	Product data sheet	-	-

X-ON Electronics

Largest Supplier of Electrical and Electronic Components

Click to view similar products for [ESD Suppressors / TVS Diodes](#) category:

Click to view products by [Mk](#) manufacturer:

Other Similar products are found below :

[NTE4902](#) [P4SMAJ15A](#) [P4SMAJ26A](#) [SMAJ400CA-TP](#) [TGL34-47CA](#) [ESDAULC45-1BF4](#) [SM1605E3/TR13](#) [SMF20A-TP](#) [P4SMAJ12A](#)
[CPDUR24V-HF](#) [CPDQC5V0USP-HF](#) [CPDQC5V0-HF](#) [MPLAD30KP45CAE3](#) [MMBZ27VCLQ-7-F](#) [MMAD1108/TR13](#) [MPLAD30KP24A](#)
[ACPDQC5V0R-HF](#) [DFLT170A-7](#) [NTE4900](#) [NTE4926](#) [NTE4938](#) [SMF22A-TP](#) [SMF12A-TP](#) [SLVU2.8-TP](#) [SMLJ6.5CA-TP](#) [SMAJ6.5CA-](#)
[TP](#) [MMAD1108E3/TR13](#) [D5V0M1U2LP3-7](#) [SMAJ400A-TP](#) [AOZ8811DT-03](#) [AOZ8831DI-05](#) [AOZ8831DT-03](#) [SMAJ188CA](#) [3SMC33CA](#)
[BK](#) [CPDQC3V3C-HF](#) [CPDQC12VE-HF](#) [MPLAD30KP170CA](#) [82357120100](#) [5.0SMLJ15CA-TP](#) [5KP18A-TP](#) [P6KE8.2A-TP](#)
[MPLAD30KP43CAE3](#) [SMAJ43A-TP](#) [D5V0F6U8LP33-7](#) [TVS5501V10MUT5G](#) [5.0SMLJ24CA-TP](#) [SMAJ110CA-TP](#) [MPLAD15KP75CAE3](#)
[MMAD1103e3/TR13](#) [DFLT40AQ-7](#)