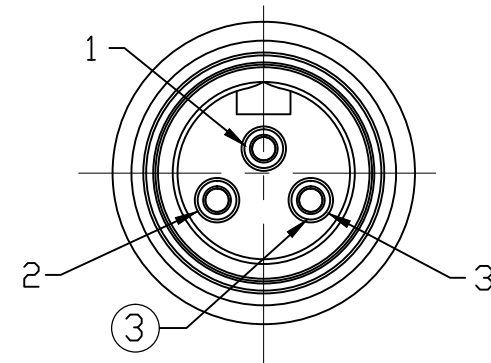
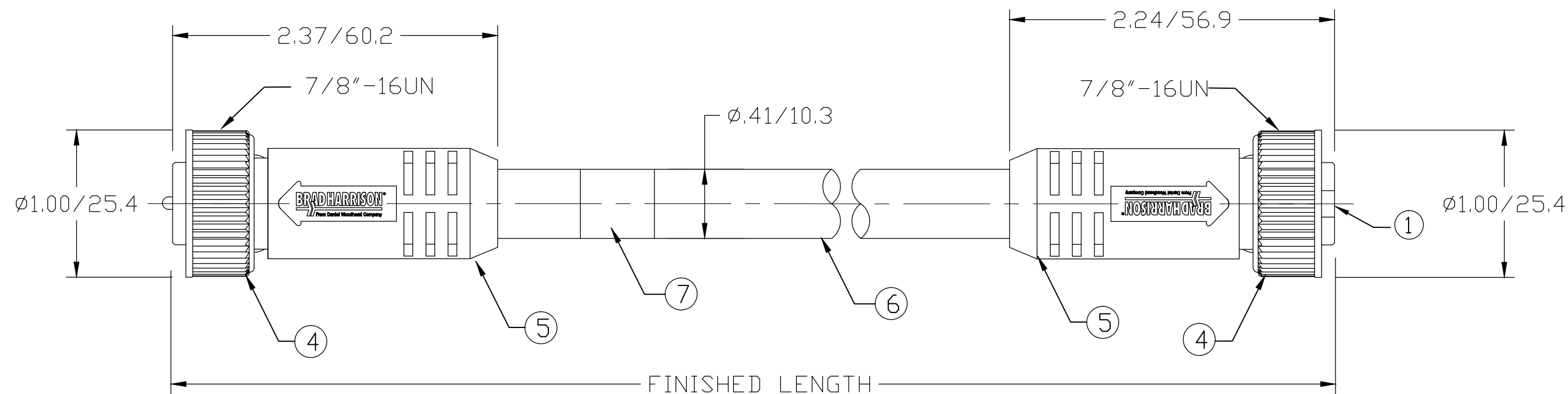
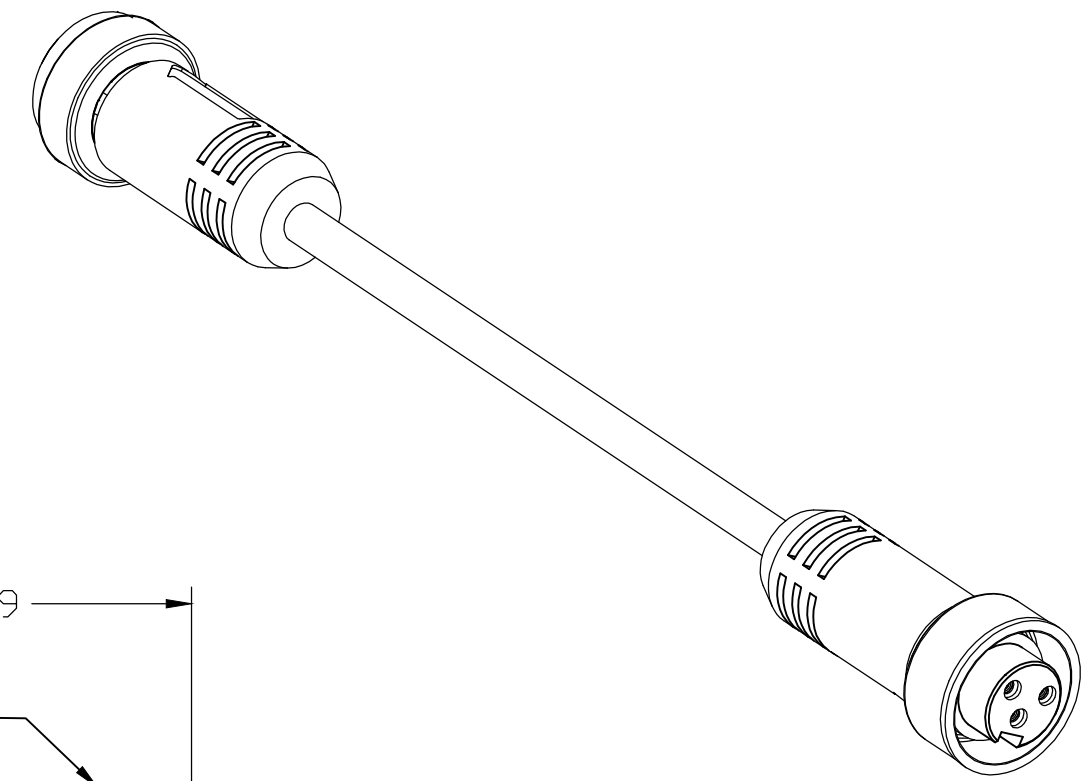
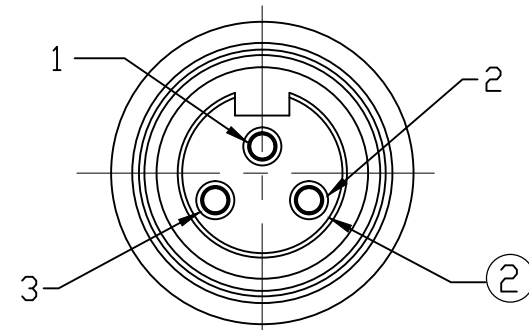


MATERIAL NUMBER	OLD PART NUMBER	FINISHED LENGTH
1300100210	113020A01F010	1.00' +.75" -0 [3M +19.1 -0]
1300100214	113020A01F030	3.00' +1.75" -0 [9M +44.5 -0]
1300100221	113020A01F060	6.00' +2.19" -0 [1.8M +55.6 -0]
1300100226	113020A01F090	9.00' +3.50" -0 [2.7M +88.9 -0]
1300100227	113020A01F100	10.00' +3.50" -0 [3.05M +88.9 -0]
1300100228	113020A01F120	12.00' +3.50" -0 [3.7M +88.9 -0]
1300100233	113020A01F150	15.00' +6.50" -0 [4.6M +165.1 -0]
1300100238	113020A01F200	20.00' +6.50" -0 [6.1M +165.1 -0]
1300100241	113020A01F250	25.00' +12.50" -0 [7.6M +317.5 -0]
1300100245	113020A01F300	30.00' +12.50" -0 [9.1M +317.5 -0]



MALE FACE VIEW



FEMALE FACE VIEW

1	GREEN-YELLOW	1
2	BLACK	2
3	WHITE	3

WIRING DIAGRAM

(D)

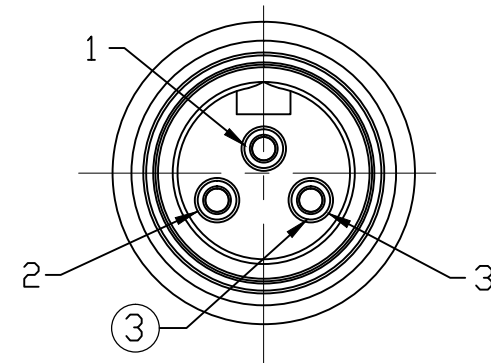
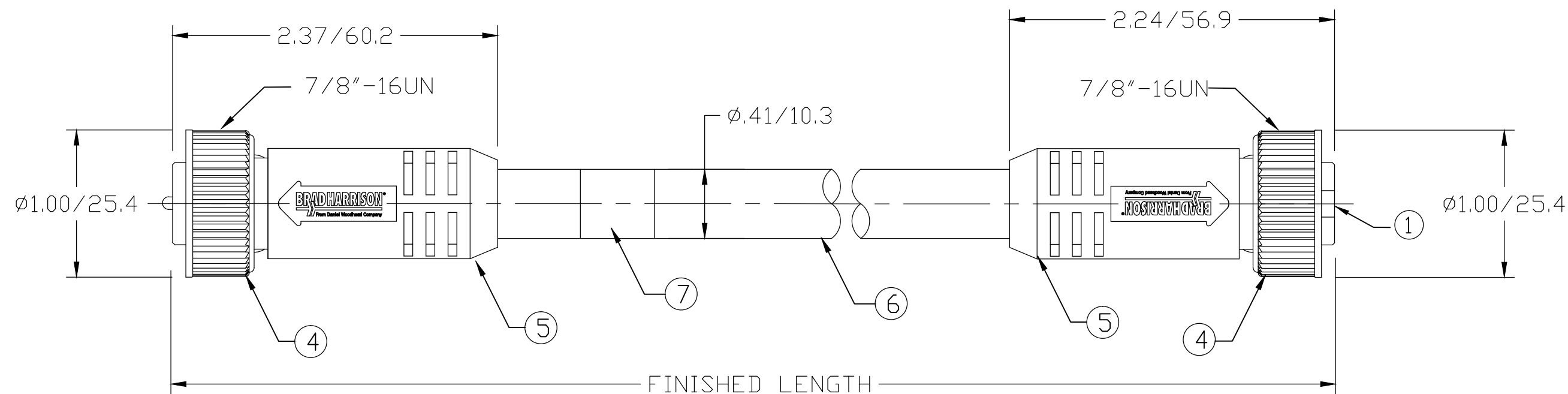
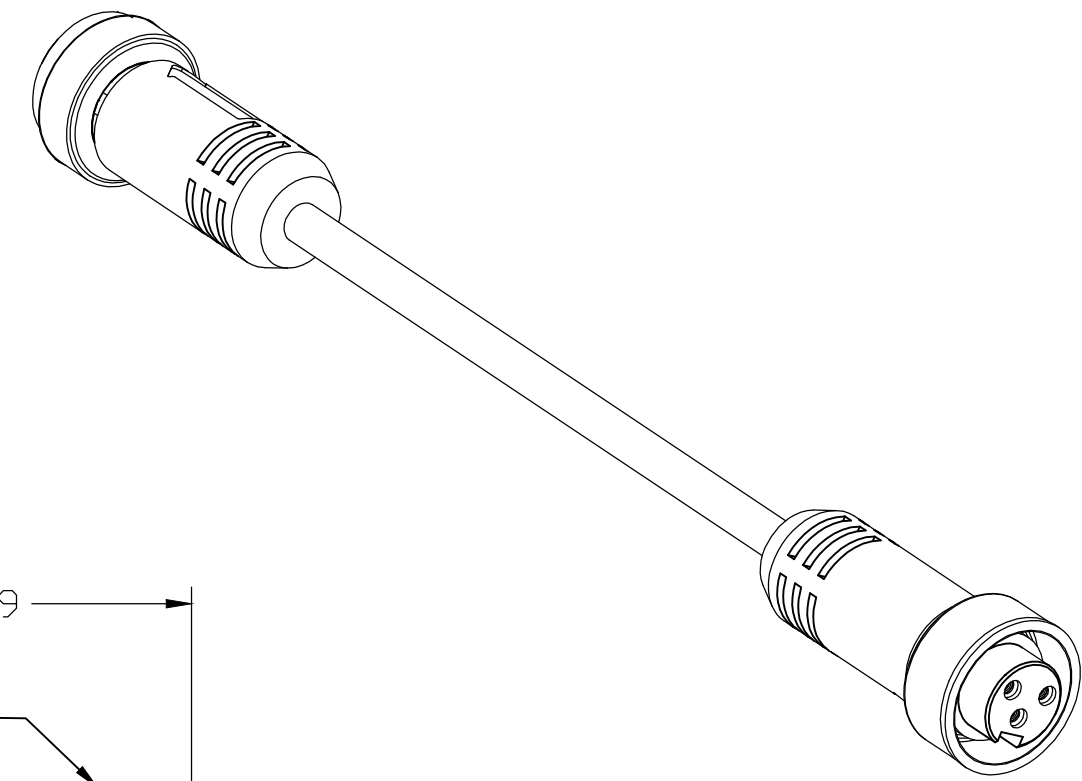
- NOTES:
- MATERIAL: SEE TABLE
  - FINISH: SEE TABLE
  - ELECTRICAL:  
VOLTAGE: 600VAC/DC  
CURRENT: 13A
  - TEMP RATING: -20°TO +105°C
  - PROTECTION: IP67 (WHEN MATED)
  - UL RECOGNIZED FIEL NO. E152210  
CSA CERTIFIED FILE NO. LR6837
  - ALL DIMS ARE FOR REFERENCE UNLESS NOTED OTHERWISE

TABLE

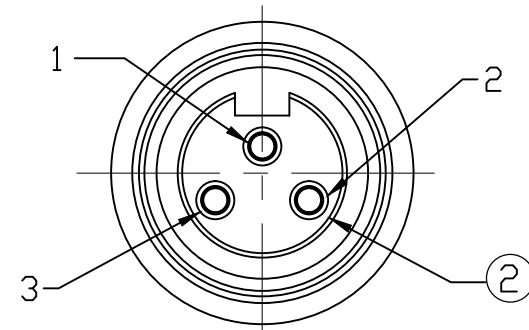
ITEM	COMPONENT	MATERIAL	FINISH
1	INSERT	PVC	YELLOW
2	CONTACT SOCKET	COPPER ALLOY	GOLD OVER NICKEL
3	CONTACT PIN	COPPER ALLOY	GOLD OVER NICKEL
4	COUPLING NUT	ZINC DIE CAST	BLACK E-COATED
5	OVERMOLD	PVC	YELLOW
6	CABLE- 16AWG, (65 X #34 COPPER STRANDING), 3 CONDUCTOR, 600V, ST00W, ST	PVC	YELLOW
7	LABEL	VINYL	BLACK/YELLOW

ADD 10 & 30 FT PINS AND NOTES EC NO: IFC2017-0531 DRWN: RSTONE 11/23/16 CHKD: M ZELIN 2016/11/28 APPR: BWOODMAN	QUALITY SYMBOL ▽=0 ▽C=0	GENERAL TOLERANCES (UNLESS SPECIFIED) mm INCH 4 PLACES ±--- ±--- 3 PLACES ±--- ±--- 2 PLACES ±--- ±.01 1 PLACE ±0.3 ±--- ANGULAR ±---°	DIMENSION STYLE IN/MM DRAWN BY DATE BW 2009/03/30 CHECKED BY DATE VO 2009/03/30 APPROVED BY DATE ----	SCALE --- DESIGN UNITS INCH THIRD ANGLE PROJECTION	TITLE <b>MINI-CHANGE CORDSET          3 POLE MALE/FEMALE          16 AWG PVC CABLE</b>	
	MATERIAL NO. <b>SEE CHART</b>	DOCUMENT NO. <b>SD-130010-002</b>	SHEET NO. <b>1 OF 1</b>			
	DRAFT WHERE APPLICABLE MUST REMAIN WITHIN DIMENSIONS			MOLEX INCORPORATED		
	THIS DRAWING CONTAINS INFORMATION THAT IS PROPRIETARY TO MOLEX INCORPORATED AND SHOULD NOT BE USED WITHOUT WRITTEN PERMISSION					

MATERIAL NUMBER	OLD PART NUMBER	FINISHED LENGTH
1300100210	113020A01F010	1.00" +.75" -0 [3M +19.1 -0]
1300100214	113020A01F030	3.00' +1.75" -0 [9M +44.5 -0]
1300100221	113020A01F060	6.00' +2.19" -0 [1.8M +55.6 -0]
1300100226	113020A01F090	9.00' +3.50" -0 [2.7M +88.9 -0]
1300100227	113020A01F100	10.00' +3.50" -0 [3.05M +88.9 -0]
1300100228	113020A01F120	12.00' +3.50" -0 [3.7M +88.9 -0]
1300100233	113020A01F150	15.00' +6.50" -0 [4.6M +165.1 -0]
1300100238	113020A01F200	20.00' +6.50" -0 [6.1M +165.1 -0]
1300100241	113020A01F250	25.00' +12.50" -0 [7.6M +317.5 -0]
1300100245	113020A01F300	30.00' +12.50" -0 [9.1M +317.5 -0]



MALE FACE VIEW



FEMALE FACE VIEW

1	GREEN-YELLOW	1
2	BLACK	2
3	WHITE	3

WIRING DIAGRAM

(D)

- NOTES:
- MATERIAL: SEE TABLE
  - FINISH: SEE TABLE
  - ELECTRICAL:  
VOLTAGE: 600VAC/DC  
CURRENT: 13A
  - TEMP RATING: -20°TO +105°C
  - PROTECTION: IP67 (WHEN MATED)
  - UL RECOGNIZED FIEL NO. E152210  
CSA CERTIFIED FILE NO. LR6837
  - ALL DIMS ARE FOR REFERENCE UNLESS NOTED OTHERWISE

TABLE

ITEM	COMPONENT	MATERIAL	FINISH
1	INSERT	PVC	YELLOW
2	CONTACT SOCKET	COPPER ALLOY	GOLD OVER NICKEL
3	CONTACT PIN	COPPER ALLOY	GOLD OVER NICKEL
4	COUPLING NUT	ZINC DIE CAST	BLACK E-COATED
5	OVERMOLD	PVC	YELLOW
6	CABLE- 16AWG, (65 X #34 COPPER STRANDING), 3 CONDUCTOR, 600V, ST00W, ST	PVC	YELLOW
7	LABEL	VINYL	BLACK/YELLOW

ADD 10 & 30 FT PMS AND NOTES EC NO: IFC2017-0531 DRWN: RSTONE 11/23/16 CHKD: M ZELIN 2016/11/28 APPR: BWOODMAN	QUALITY SYMBOL ▽=0 ▽C=0	GENERAL TOLERANCES (UNLESS SPECIFIED)		DIMENSION STYLE IN/MM		SCALE ---	DESIGN UNITS INCH	THIRD ANGLE PROJECTION		
				DRAWN BY DATE		TITLE		<b>MINI-CHANGE CORDSET 3 POLE MALE/FEMALE 16 AWG PVC CABLE</b>		
				CHECKED BY DATE		MOLEX INCORPORATED				
				APPROVED BY DATE		MATERIAL NO. SEE CHART		DOCUMENT NO. SD-130010-002		SHEET NO. 1 OF 1
		ANGULAR ±---°		DRAFT WHERE APPLICABLE MUST REMAIN WITHIN DIMENSIONS		THIS DRAWING CONTAINS INFORMATION THAT IS PROPRIETARY TO MOLEX INCORPORATED AND SHOULD NOT BE USED WITHOUT WRITTEN PERMISSION				

## X-ON Electronics

Largest Supplier of Electrical and Electronic Components

*Click to view similar products for [Molex manufacturer](#):*

Other Similar products are found below :

[1201140065](#) [90814-0008](#) [38210-0105](#) [60506-C-50](#) [69008-0971](#) [73108](#) [79516-1043](#) [72903](#) [2002181200](#) [0982660216](#) [68301-1017](#)  
[03-12-1016](#) [71506-C](#) [90835-0003](#) [02-09-8104](#) [880504](#) [67490-3220](#) [53254-0710](#) [70984-4008](#) [03-12-2022](#) [89674-0805](#) [514412093](#)  
[0151340501](#) [54596-1010](#) [0191310031](#) [503308-4410](#) [02-09-6102](#) [0039000218](#) [89762-1582](#) [0011404526](#) [00136](#) [0022173102](#) [0026615060](#)  
[CR4006A30M003](#) [0039532085](#) [58098-0628](#) [0003092041](#) [0008520123](#) [0011030025](#) [0011184017](#) [0022162060](#) [0039302050](#) [0194180018](#)  
[01312](#) [M15730061](#) [61432](#) [6150300002](#) [CS63W64](#) [CS8264N](#) [CS8365N](#)