

TABLE OF CONTENTS	
SHEET NO.	SHEET DESCRIPTION
1	NOTES AND BOM
2	CONFIGURATIONS
3-4	KEY CONFIGURATIONS
5	RECEPTACLE CONNECTOR ASSEMBLY
6	BACKSHELL NOTES
7	BACKSHELL
8	BACKSHELL CONFIGURATIONS
9	2X10 CONNECTOR INTERFACE DEFINITION

NOTES: VALID UNLESS OTHERWISE SPECIFIED

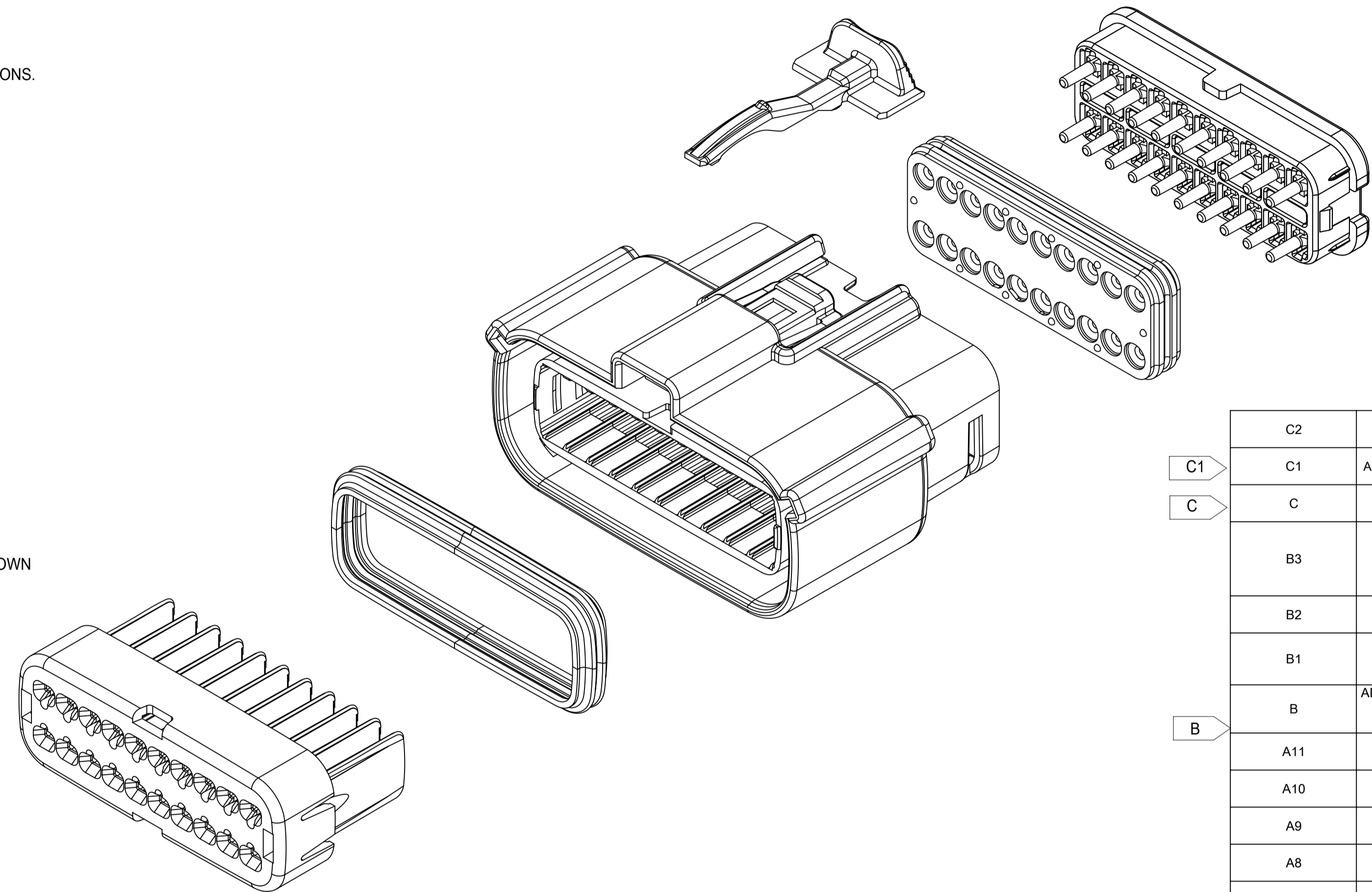
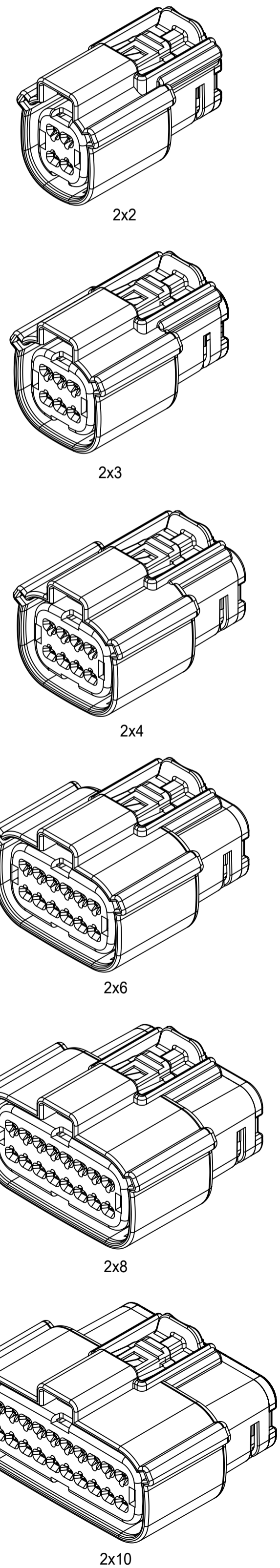
1. GENERAL:
- a. APPLICATION SPECIFICATION SEE: AS-33472-100
- CONTAINS: PRODUCT INTRODUCTION, PRODUCT SUMMARY, CONNECTOR ASSEMBLY, PACKAGING INFORMATION, CONNECTOR MATING, SERVICE INSTRUCTIONS, ELECTRICAL CONTINUITY CHECKING, CRIMPING, AND TROUBLESHOOTING.
  - DESIGNED TO MATE WITH DEVICE OR CONNECTOR AS SPECIFIED IN THE MATING INTERFACE/CONNECTOR DRAWINGS CHART.
  - \*DENOTES DRAWINGS THAT CAN BE ACCESSED AT <http://ewcap.uscarteams.org/>.
  - ASSEMBLY SHIPPED WITH PLR IN PRE-LOCK POSITION (SEE PLR PRE-LOCK VIEW SHEET 5).
- b. PRODUCT SPECIFICATION SEE:
- STANDARD CONFIGURATION (STD): PS-33472-000
  - TRANSMISSION CONFIGURATION (TRNS):
    - CONTAINS SILICONE: TS-160038-0001
    - SILICONE FREE: TBD
  - UL V0 CONFIGURATION (UL V0): TBD
    - CONTAINS: PRODUCT INTRODUCTION, PRODUCT SUMMARY, RATINGS (CURRENT, TEMPERATURE, SEALING, AND FLAMMABILITY), TERMINALS, WIRE DIAMETER RANGE, PRODUCT VALIDATION, AND PRODUCT DEVIATIONS.
- c. PACKAGING SPECIFICATION PER MOLEX DRAWING: SEE PACKAGING CHART
- d. PARTS MUST BE IN COMPLIANCE TO MOLEX CHEMICAL SUBSTANCES FOR PRODUCTS AND PACKAGING SPECIFICATION: QEHS-699000-301
- e. DATA MUST BE SUBMITTED UNDER THE MOLEX PART NUMBER TO IMDS (COMPANY ID#13255)

2. DESIGN - MATERIALS:
- a. FOR BILL OF MATERIALS SEE:
- STANDARD CONFIGURATION SD-33472-0002
  - TRANSMISSION CONGRUATION
    - CONTAINS SILICONE: SD-160038-0002
    - SILICONE FREE: SD-160092-0002
  - UL V0 CONFIGURATION SD-160074-0002
- b. TRANSMISSION CONNECTOR COMPONENTS MUST MEET THE MATERIAL REQUIREMENTS SPECIFIED IN TS-160038-0001 & TBD

3. DESIGN - GEOMETRY:
- a. THE 3-D CAD DATA IS BASIC (WITHOUT TOLERANCE) AND MASTER FOR THIS PART WITH THE EXCEPTION OF UNDERLINED DIMENSIONS. DIMENSIONAL INFORMATION NOT SHOWN ON THIS DRAWING IS DEFINED BY THE DATA FILE AT ITS LATEST REVISION.
- b. GEOMETRIC DIMENSIONS AND TOLERANCES PER ASME Y14.5M-2009
- c. EDGES AND UNDIMENSIONED DETAILS PER ISO13715
- d. CORNERS SHOWN AS SHARP TO BE R 0.2 MAX.
- e. LETTERING SHALL BE 0.15 MAX RAISED IN 0.25 MAX RECESS PAD. THIS INCLUDES RECYCLING CODE, CAVITY ID, VENDOR IDENTIFICATION, AND CUSTOMER MATERIAL NUMBER.
- f. VISUAL DEFECTS SHALL MEET COSMETIC STANDARD PS-45499-002 (Class B).
- g. LASER MARKING:
- PART NUMBER
  - DAY OF THE YEAR
  - SHIFT
  - YEAR
- FOR ADDITIONAL INFORMATION SEE SECTION 5 UNDER PROCEDURES IN ES-34735-008.
- h. 2X2 CLIP-SLOT DESIGN IS BASED ON USCAR/EWCAP 7mm CLIP SLOT EWCAP - 005 - 7
- 2X3 THRU 2X10 CLIP-SLOT DESIGN IS BASED ON USCAR/EWCAP 11mm CLIP SLOT EWCAP - 005 - 11

DESCRIPTION	DRAWING NO.
2X2	PK-31300-635
2X3	PK-31300-903
2X4	PK-31300-903
2X6	PK-31300-903
2X8	PK-31300-903
2X10	PK-31300-903

MATING INTERFACE/CONNECTOR DRAWINGS		
DESCRIPTION	INTERFACE DEFINITION	MOLEX INLINE
STANDARD 2X2	*150-S-004-2-Z02	SD-33482-0001
UL V0 2X2	*150-S-004-2-Z02	SD-33482-0001
STANDARD 2X3	*150-S-006-2-Z02	SD-33482-0001
TRANSMISSION 2X3	*150-S-006-2-Z02	N/A
STANDARD 2X4	*150-S-008-2-Z02	SD-33482-0001
UL V0 2X4	*150-S-008-2-Z02	SD-33482-0001
STANDARD 2X6	*150-S-012-2-Z01	SD-33482-0001
UL V0 2X6	*150-S-012-2-Z01	SD-33482-0001
STANDARD 2X8	*150-S-016-2-Z01	SD-33482-0001
STANDARD 2X10	SD-33472-0001	SD-33482-0001
UL V0 2X10	SD-33472-0001	SD-33482-0001



C2	ADDED MOLEX BACKSHELL DETAILS
C1	ADDED 2X6-TRNS.-WITH/WITHOUT CLIPSLOT *
C	ADDED 2X10-STD.-WITH CLIPSLOT *
B3	ADD ROW FOR 2X6 V0 ON SHEET 5DIM3# UPDATE TO 25.0 MAX FOR V0DIM11# UPDATE TO 33.85 MAX FOR V0
B2	ADD 2X6 UL V0 CONFIGURATIONS
B1	UPDATE 2X6 W/O CLIPSLOT DIM G ON TABLE OF SHEET 5
B	ADDED 2X2 - STD- WITH CLIPSLOT, 2X8 - STD- WITH CLIPSLOT AND NOTE h
A11	MINOR GEOMETRY CHANGE FOR UL V0
A10	UPDATED 2X4 DRAWING NUMBER
A9	UPDATED 2X10 PART NUMBERS
A8	UPDATED 2X3 DRAWING NUMBER
A7	UPDATED 2X10 INTERFACE
A6	ADDED TRANSMISSION REFERENCES
A5	ADD 2X10 INTERFACE SHEETS
A4	ADD UL V0 CONFIGURATIONS
A3	ADDED 2X3 STD AND TRANSMISSION
A2	UPDATED 2X8 BLD DRAWINGS
A1	FIXED TYPO IN NOTE 1a, UPDATED 2X6 MOLEX INLINE BLADE DRAWING
A	INITIAL RELEASE
REV	REV DESCRIPTION

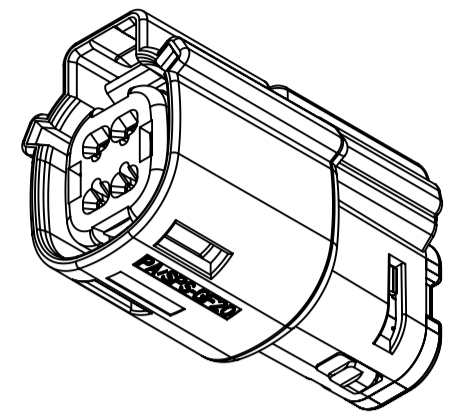
INSPECTION NUMBER LOG	
LAST NUMBER:	11
ADDED:	11
REMOVED:	

SYMBOLS		THIS DRAWING CONTAINS INFORMATION THAT IS PROPRIETARY TO MOLEX ELECTRONIC TECHNOLOGIES, LLC AND SHOULD NOT BE USED WITHOUT WRITTEN PERMISSION		CURRENT REV DESC:		molex	
	= 0	DIMENSION UNITS	SCALE	EC NO:	171650	MX150 RCPT DUAL ROW SEALED ASSEMBLY MAT SEAL	
	= 0	mm	1:1	DRWN:	DDEB 2018/01/19		
	= 0	GENERAL TOLERANCES (UNLESS SPECIFIED)		CHK'D:	MVANSLAMBROU 2018/02/16	PRODUCT CUSTOMER DRAWING	
	= 0	ANGULAR TOL ± 1.0°		APPR:	MVANSLAMBROU 2018/02/16		
	= 0	4 PLACES ±		INITIAL REVISION:		DOCUMENT NUMBER	
	= 0	3 PLACES ±		DRWN:	APROFFITT 2014/05/14		
	= 0	2 PLACES ± 0.1		APPR:	VKOSHY 2014/06/27	SD-33472-0001	PSD 001
	= 0	1 PLACE ± 0.2		DRAFT WHERE APPLICABLE MUST REMAIN WITHIN DIMENSIONS		REVISION	
	= 0	0 PLACES ±		THIRD ANGLE PROJECTION	DRAWING	SERIES	C2
	= 0	THIRD ANGLE PROJECTION		A1-SIZE	33472	MATERIAL NUMBER	CUSTOMER
				GENERAL MARKET		SHEET NUMBER	
						1 OF 11	

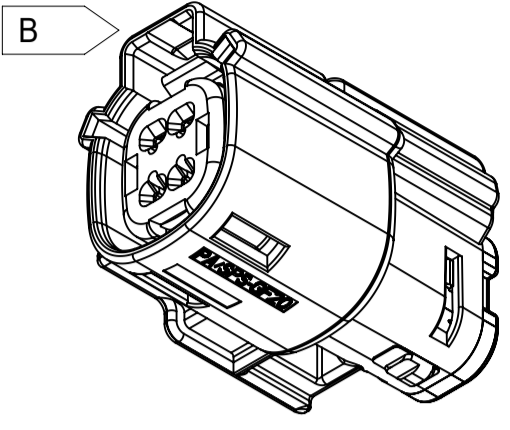
DOCUMENT STATUS	RELEASE DATE	2018/02/16	22:02:25
P1			

# SHEET DESCRIPTION

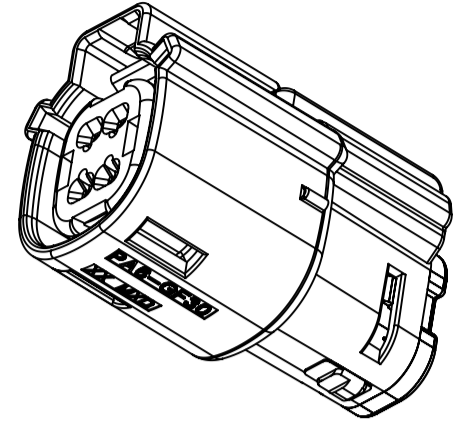
## CONFIGURATIONS



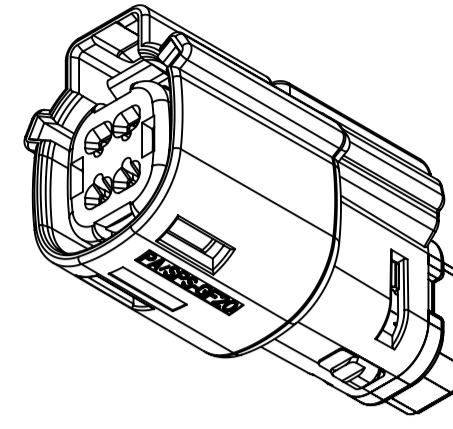
2X2 - STD.  
2X2 - TRNS. - SILICONE FREE †



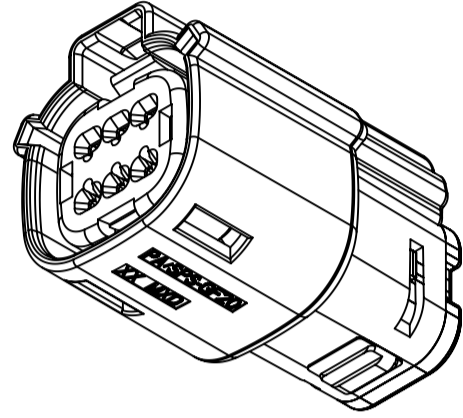
2X2 - STD. - WITH CLIPSLOT \*



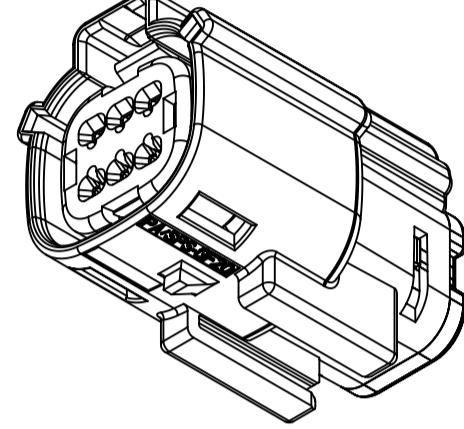
† 2X2 - UL V0



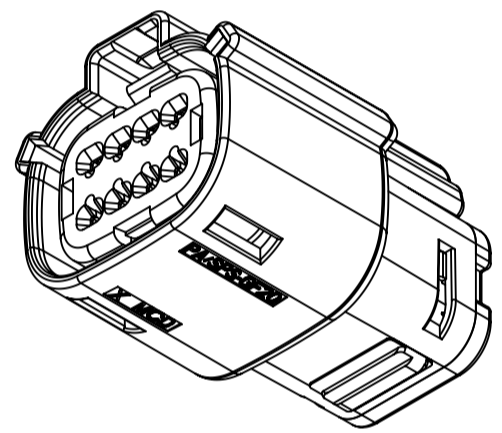
2X2 - STD. - LENGTHENED



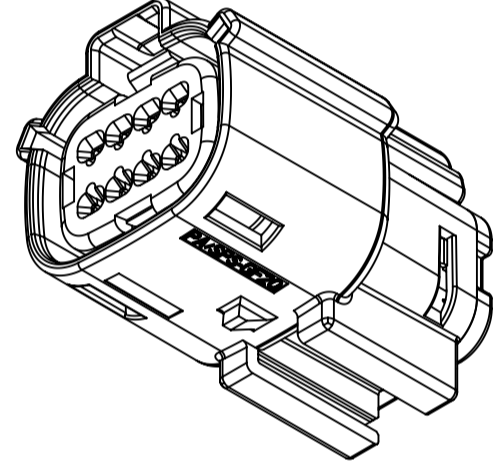
2X3 - STD.  
2X3 - TRNS. - CONTAINS SILICONE †



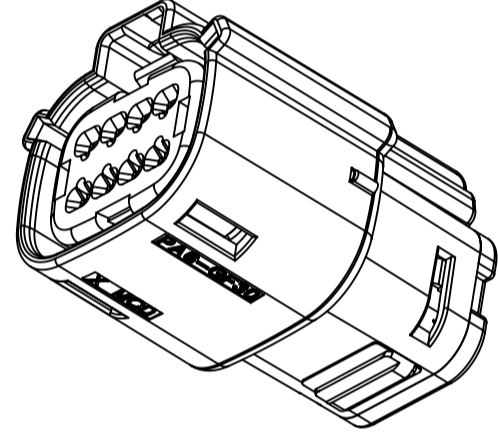
2X3 - STD. - WITH CLIPSLOT \*



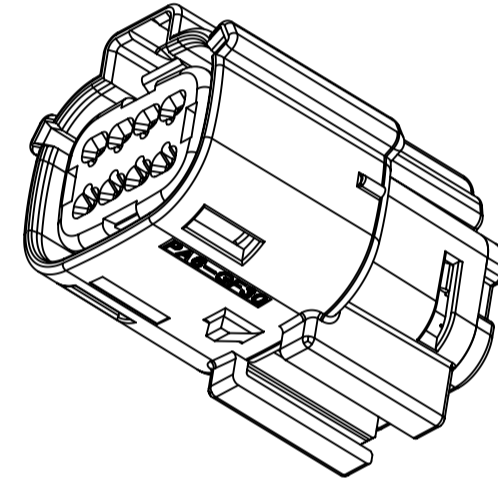
2X4 - STD.



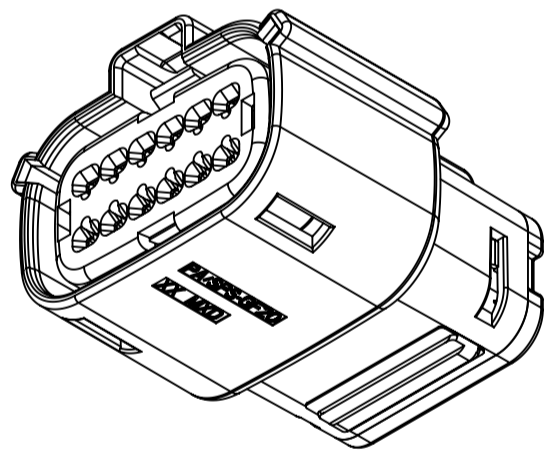
2X4 - STD. - WITH CLIPSLOT \*



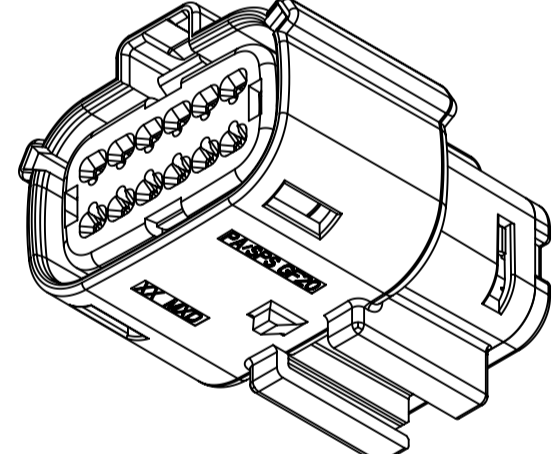
† 2X4 - UL V0



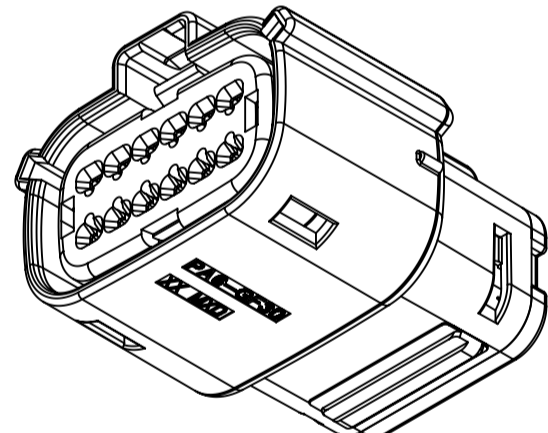
† 2X4 - UL V0-WITH CLIPSLOT\*



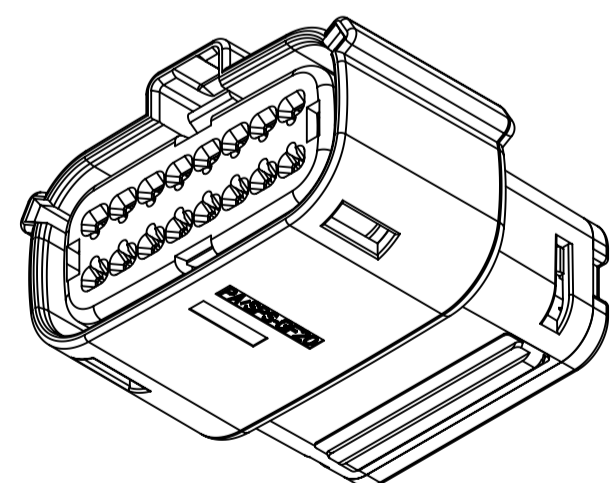
2X6 - STD.  
C1 † 2X6 - TRNS.



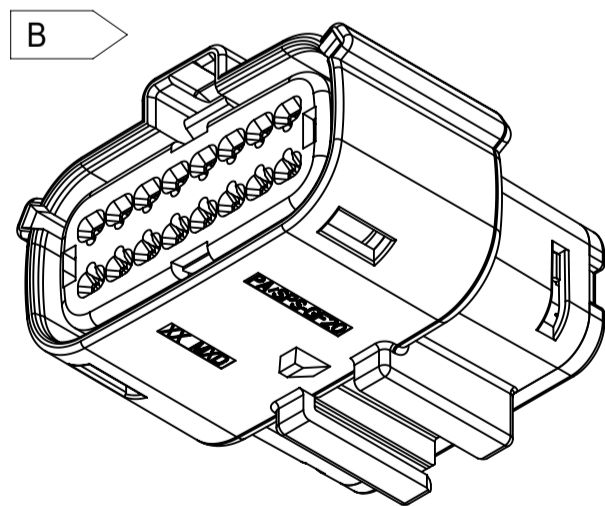
2X6 - STD. - WITH CLIPSLOT \*  
C1 † 2X6 - TRNS. - WITH CLIPSLOT \*



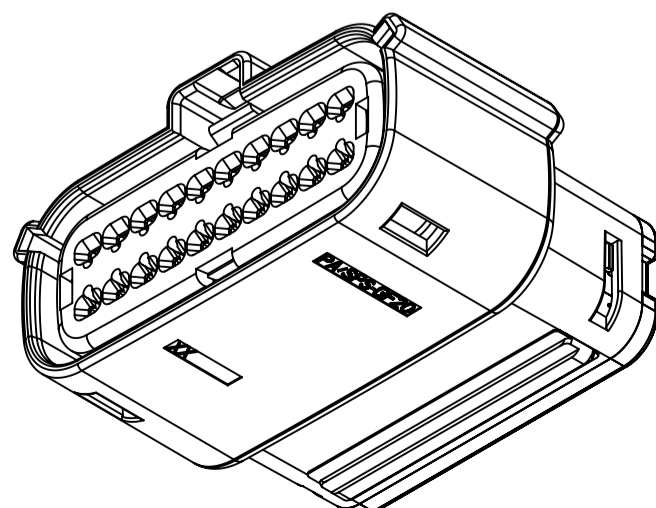
† 2X6 - UL V0



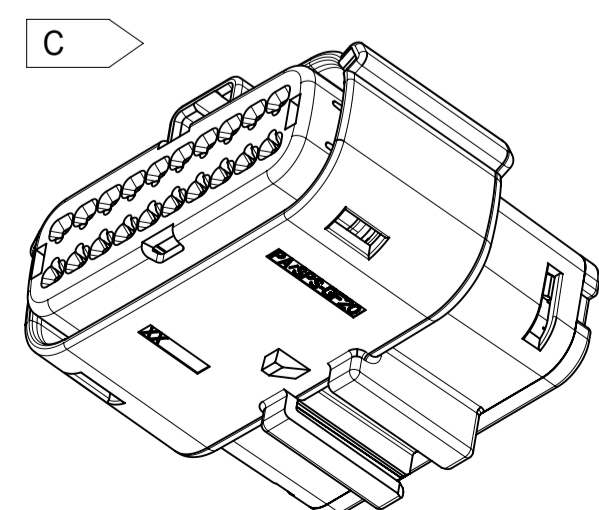
2X8 - STD.



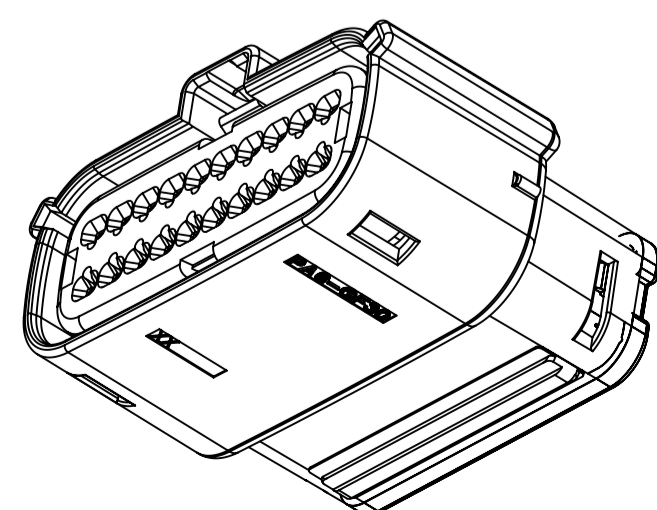
2X8 - STD. - WITH CLIPSLOT \*



2X10 - STD.



2X10 - STD. - WITH CLIPSLOT \*



† 2X10 - UL V0

\* WITH CLIPSLOT CONFIGURATION DOES NOT MEET THE USCAR PACKAGING FRAME REQUIREMENTS  
† MINOR GEOMETRY DIFFERENCE THAN STANDARD CONFIGURATION  
SEE NOTES 1a & 2a-b FOR MORE INFORMATION

SYMBOLS	THIS DRAWING CONTAINS INFORMATION THAT IS PROPRIETARY TO MOLEX ELECTRONIC TECHNOLOGIES, LLC AND SHOULD NOT BE USED WITHOUT WRITTEN PERMISSION		CURRENT REV DESC:		
	DIMENSION UNITS	SCALE			
▽ = 0	mm	1:1			MX150 RCPT DUAL ROW SEALED ASSEMBLY MAT SEAL
▽ = 0	GENERAL TOLERANCES (UNLESS SPECIFIED)				
▽ = 0	ANGULAR TOL ± 1.0°		EC NO: 171650		PRODUCT CUSTOMER DRAWING
▽ = 0	4 PLACES ±		DRWN: DDEB 2018/01/19		
▽ = 0	3 PLACES ±		CHK'D: MVANSLAMBROU 2018/02/16		
▽ = 0	2 PLACES ± 0.1		APPR: MVANSLAMBROU 2018/02/16		
▽ = 0	1 PLACE ± 0.2		INITIAL REVISION:		
▽ = 0	0 PLACES ±		DRWN: APROFFITT 2014/05/14		
▽ = 0	DRAFT WHERE APPLICABLE MUST REMAIN WITHIN DIMENSIONS		APPR: VKOSHY 2014/06/27		
▽ = 0	THIRD ANGLE PROJECTION	DRAWING	SERIES	MATERIAL NUMBER	DOCUMENT NUMBER
		A1-SIZE	33472		SD-33472-0001
				CUSTOMER	DOC TYPE   DOC PART   REVISION
				GENERAL MARKET	PSD   001   C2
					SHEET NUMBER
					2 OF 11

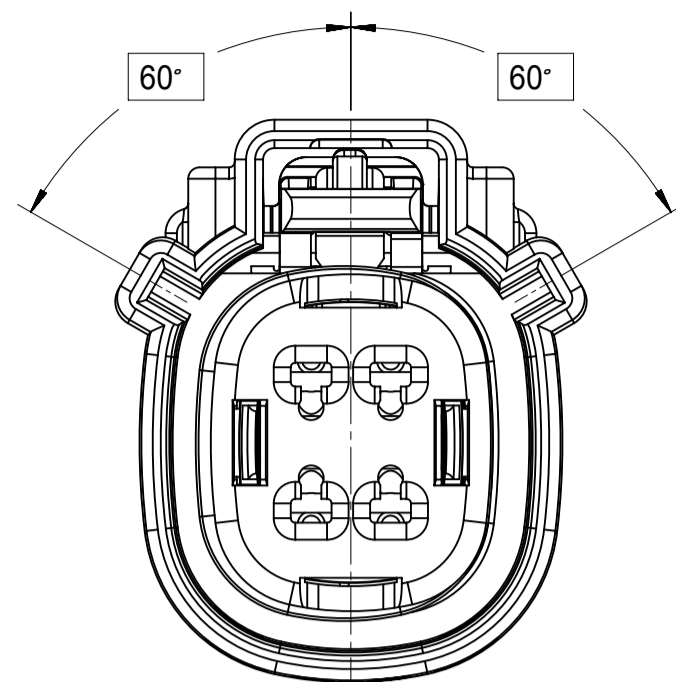
# SHEET DESCRIPTION

KEY CONFIGURATIONS

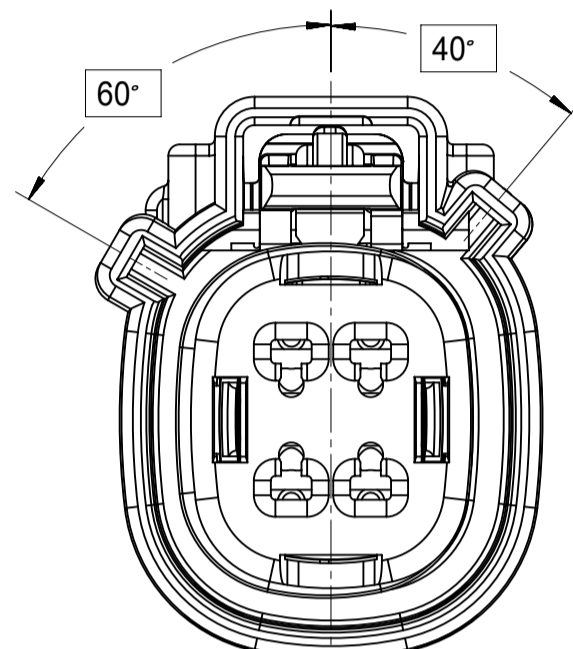
## 2X2

## 2X3

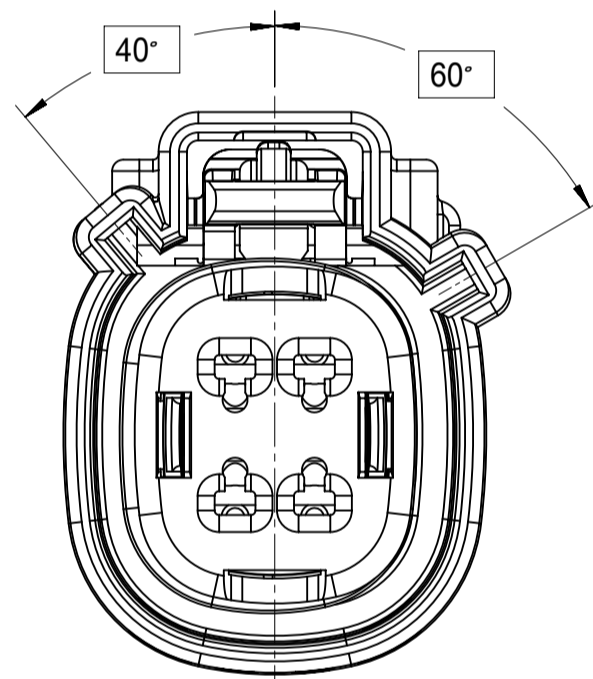
## 2X4



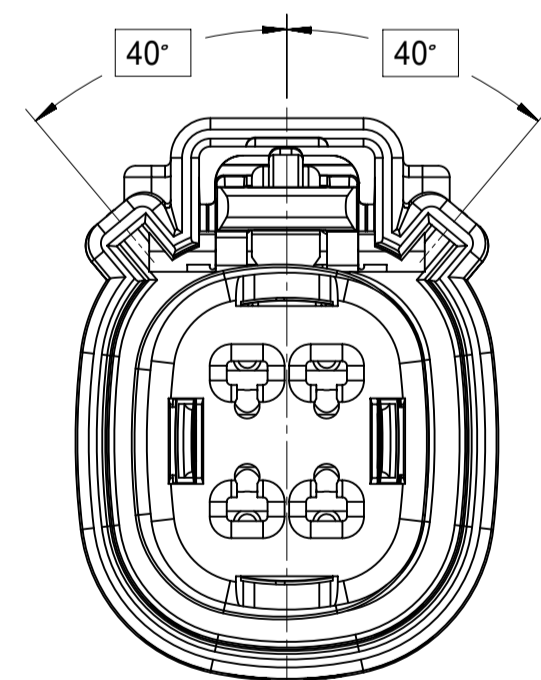
KEY A



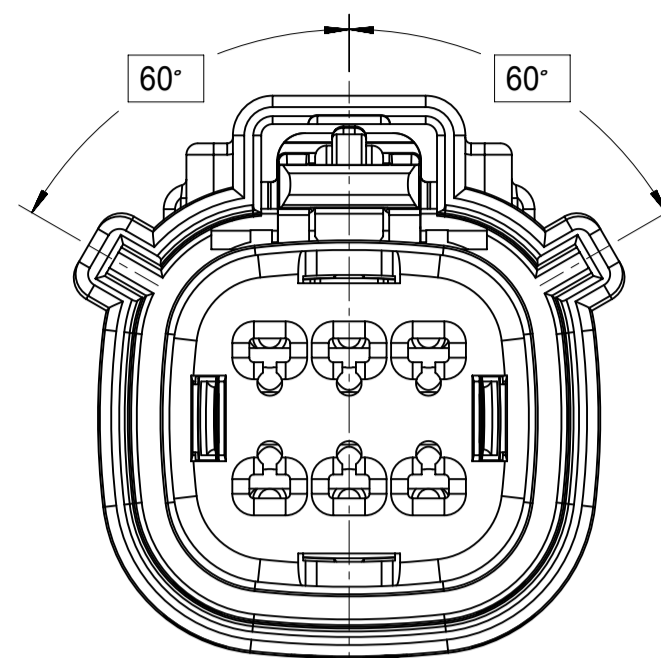
KEY B



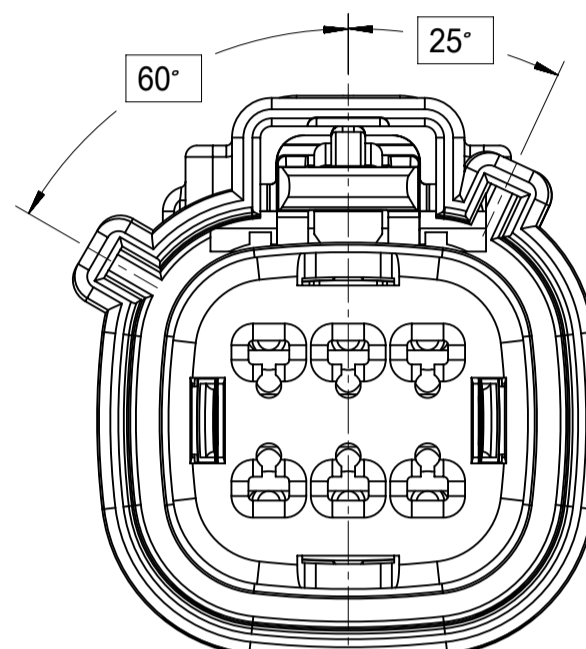
KEY C



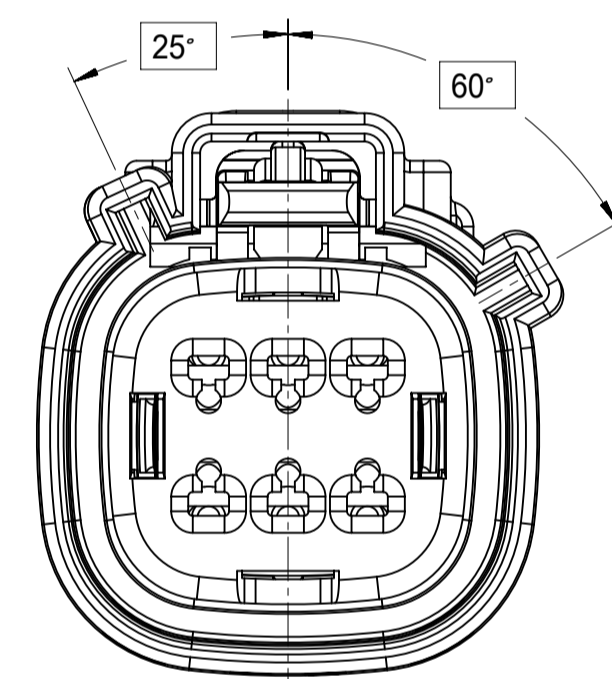
KEY D



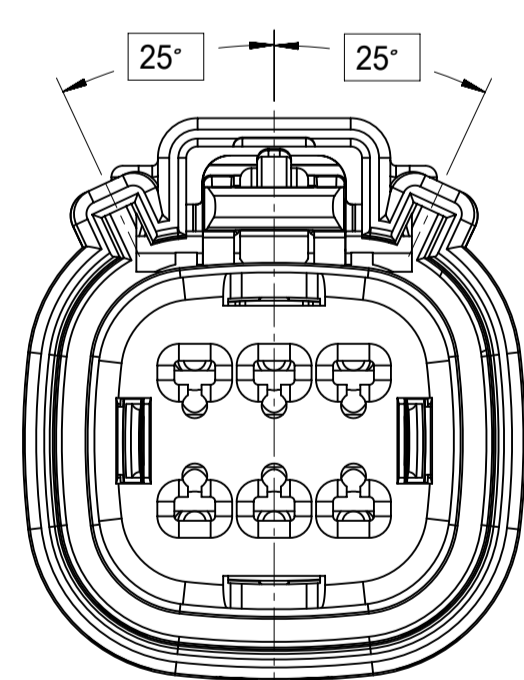
KEY A



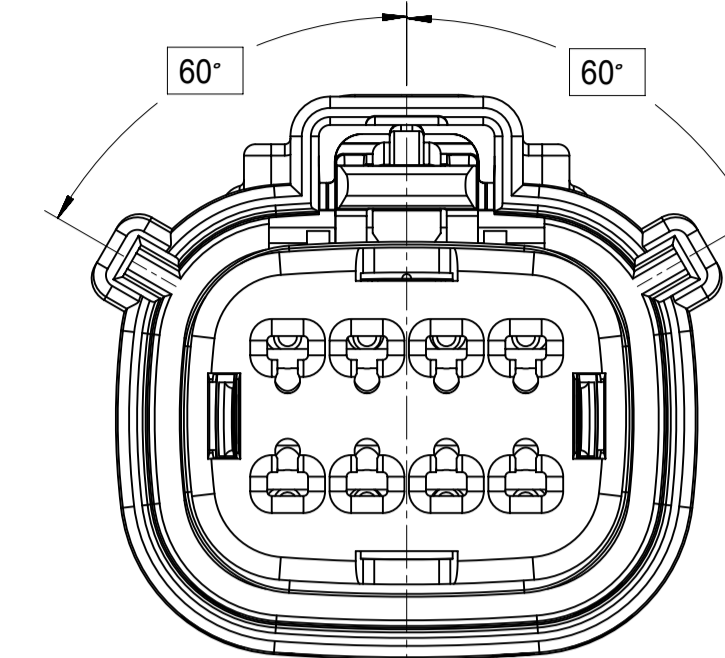
KEY B



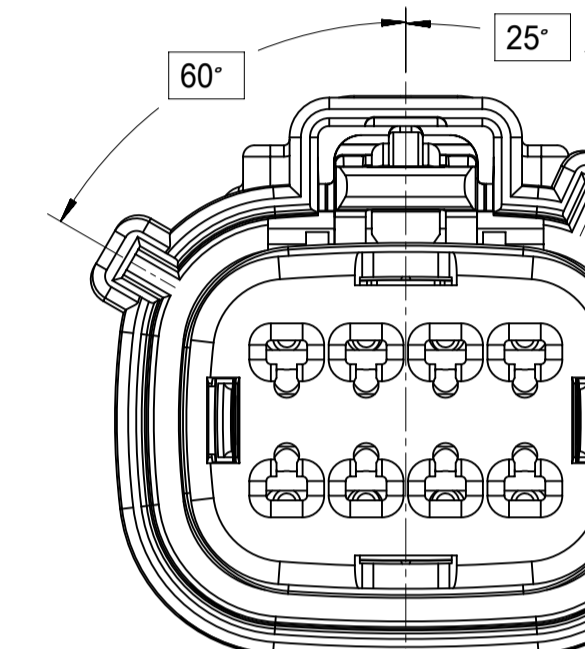
KEY C



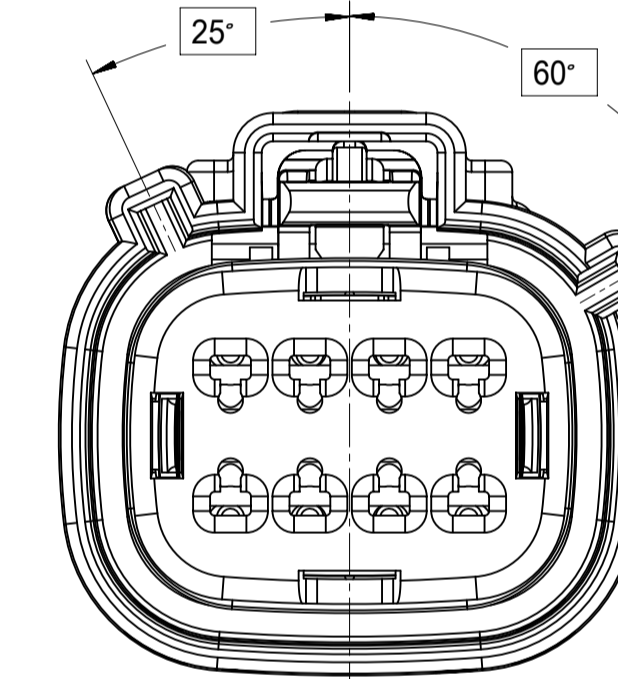
KEY D



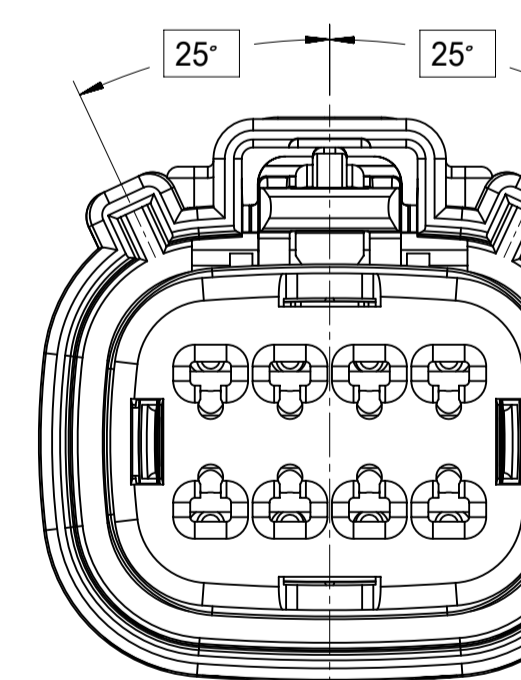
KEY A



KEY B



KEY C



KEY D

<b>SYMBOLS</b> = 0 = 0 = 0 = 0 = 0 = 0 = 0 = 0 = 0 = 0	THIS DRAWING CONTAINS INFORMATION THAT IS PROPRIETARY TO MOLEX ELECTRONIC TECHNOLOGIES, LLC AND SHOULD NOT BE USED WITHOUT WRITTEN PERMISSION DIMENSION UNITS: <b>mm</b> SCALE: <b>1:1</b>	CURRENT REV DESC: EC NO: 171650 DRWN: DDEB 2018/01/19 CHK'D: MVANSLAMBROU 2018/02/16 APPR: MVANSLAMBROU 2018/02/16	 MX150 RCPT DUAL ROW SEALED ASSEMBLY MAT SEAL		
	GENERAL TOLERANCES (UNLESS SPECIFIED) ANGULAR TOL ± 1.0° 4 PLACES ± 3 PLACES ± 2 PLACES ± 0.1 1 PLACE ± 0.2 0 PLACES ±	INITIAL REVISION: DRWN: APROFFITT 2014/05/14 APPR: VKOSHY 2014/06/27			
DRAFT WHERE APPLICABLE MUST REMAIN WITHIN DIMENSIONS	THIRD ANGLE PROJECTION 	DRAWING: <b>A1-SIZE</b> SERIES: <b>33472</b>	MATERIAL NUMBER CUSTOMER: <b>GENERAL MARKET</b>	SHEET NUMBER <b>3 OF 11</b>	

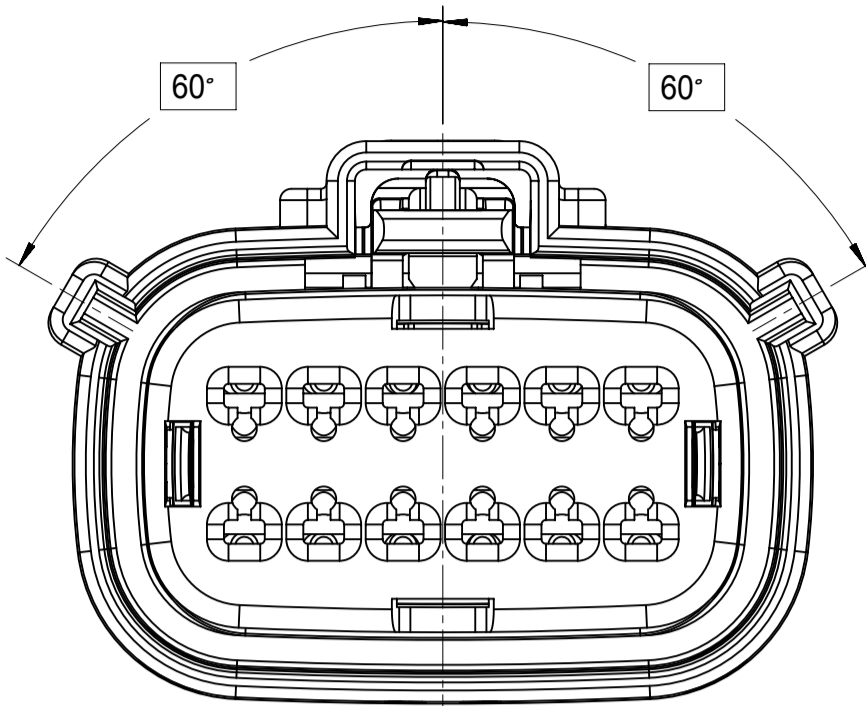
# SHEET DESCRIPTION

KEY CONFIGURATIONS CONT.

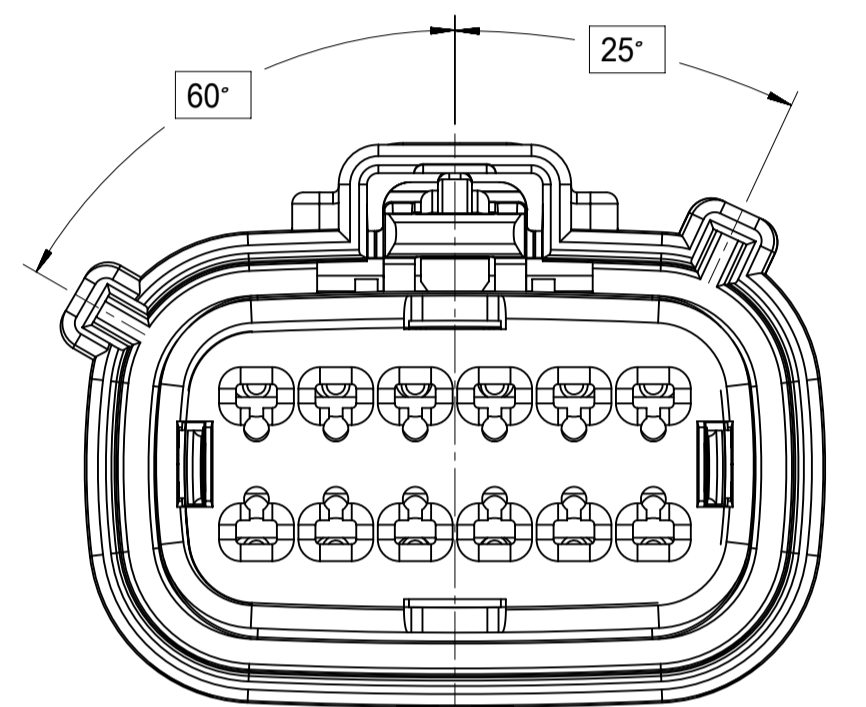
## 2X6

## 2X8

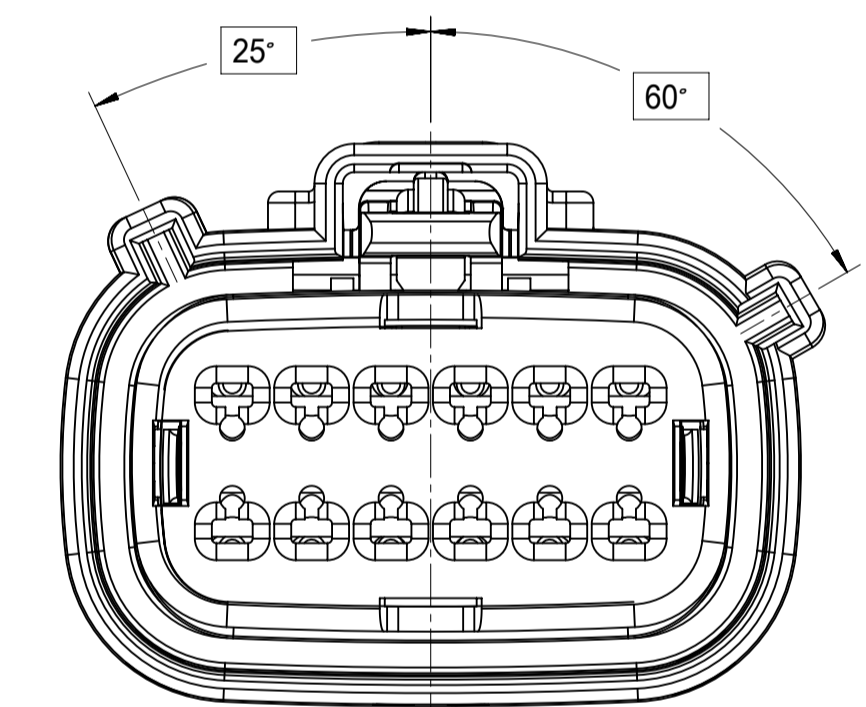
## 2X10



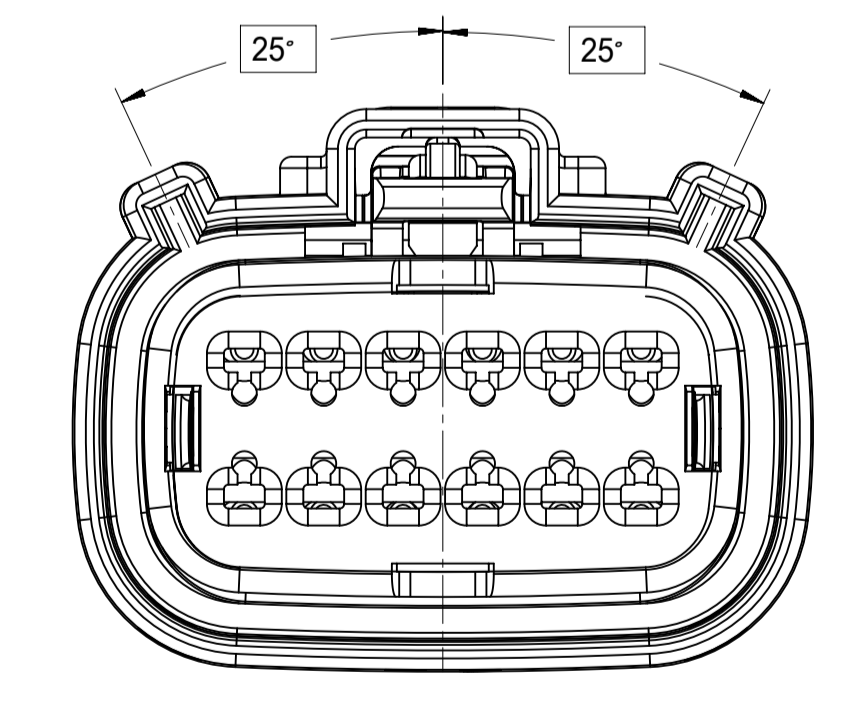
KEY A



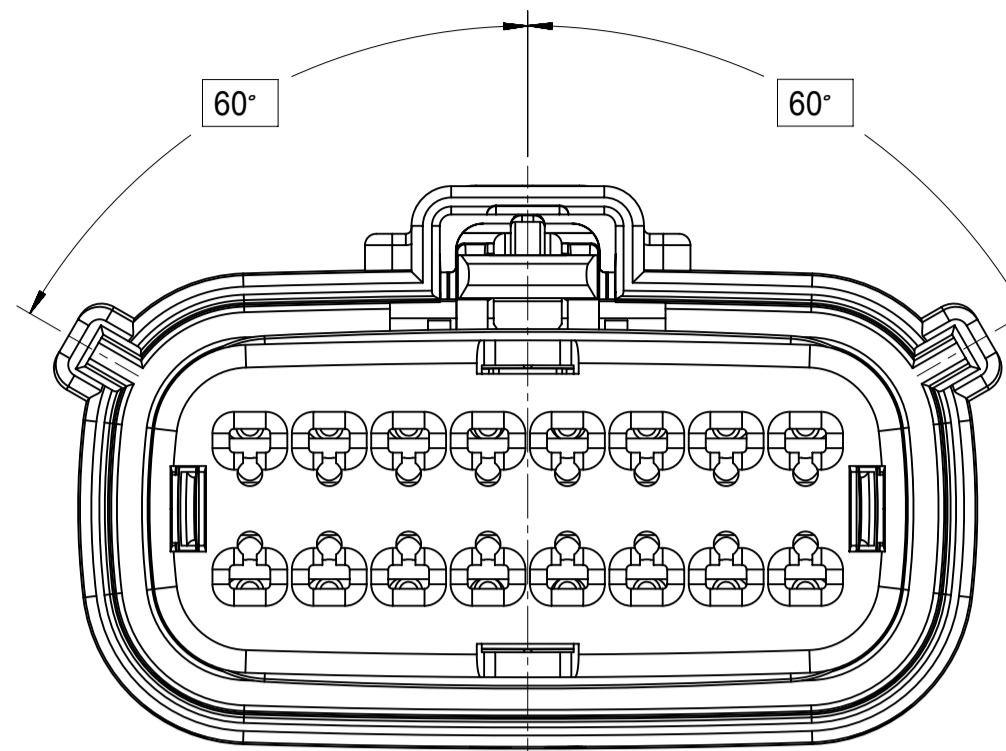
KEY B



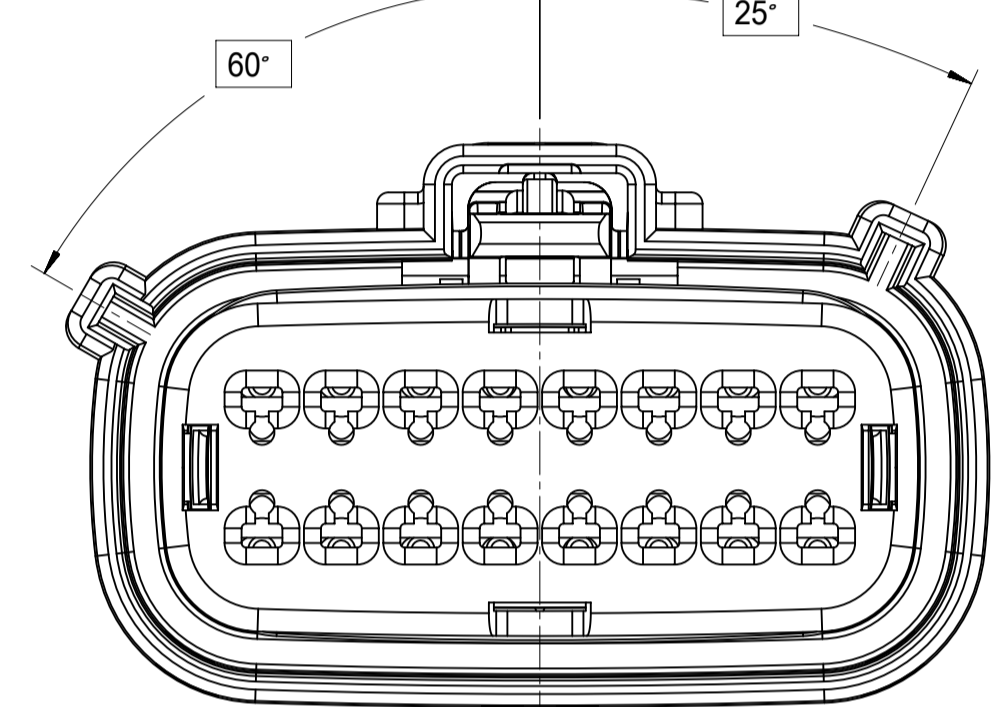
KEY C



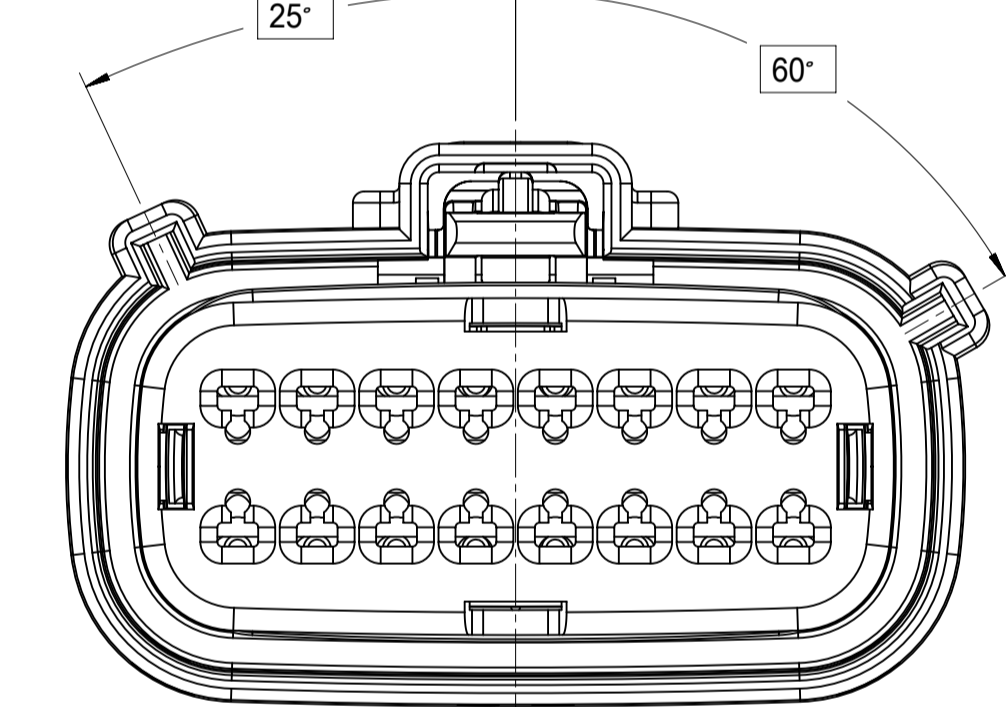
KEY D



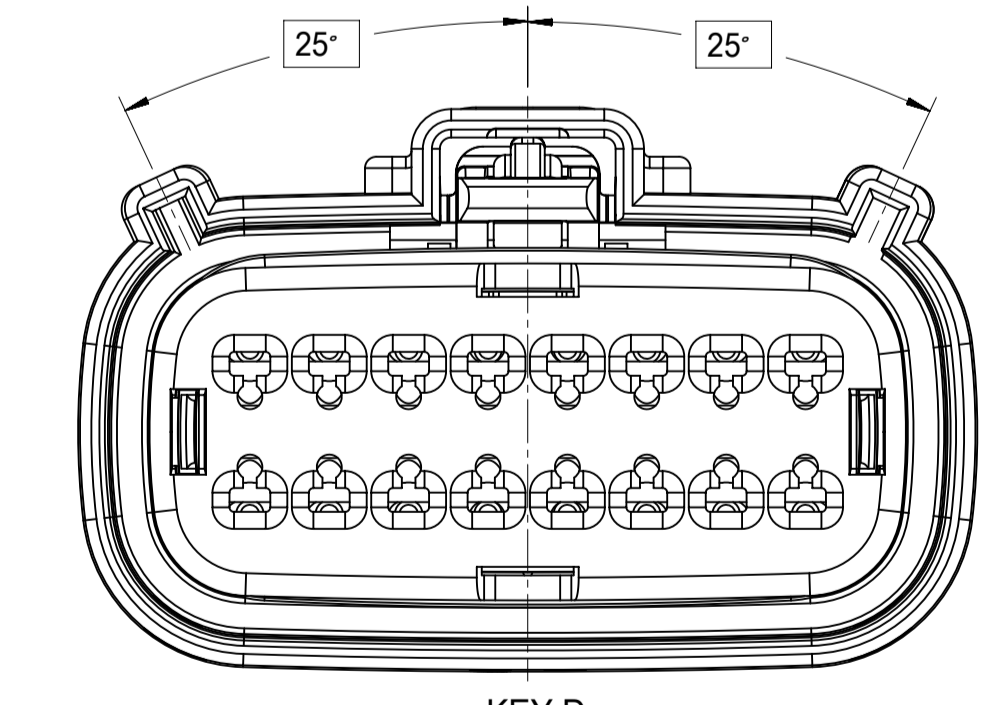
KEY A



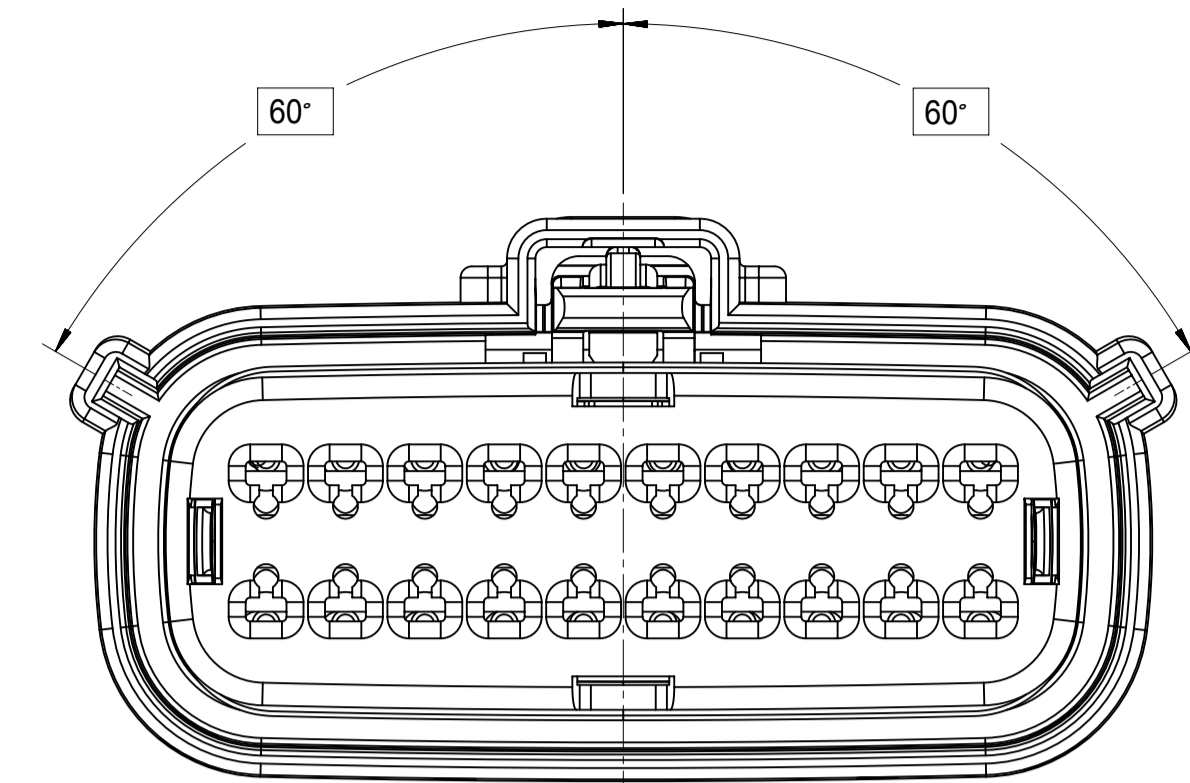
KEY B



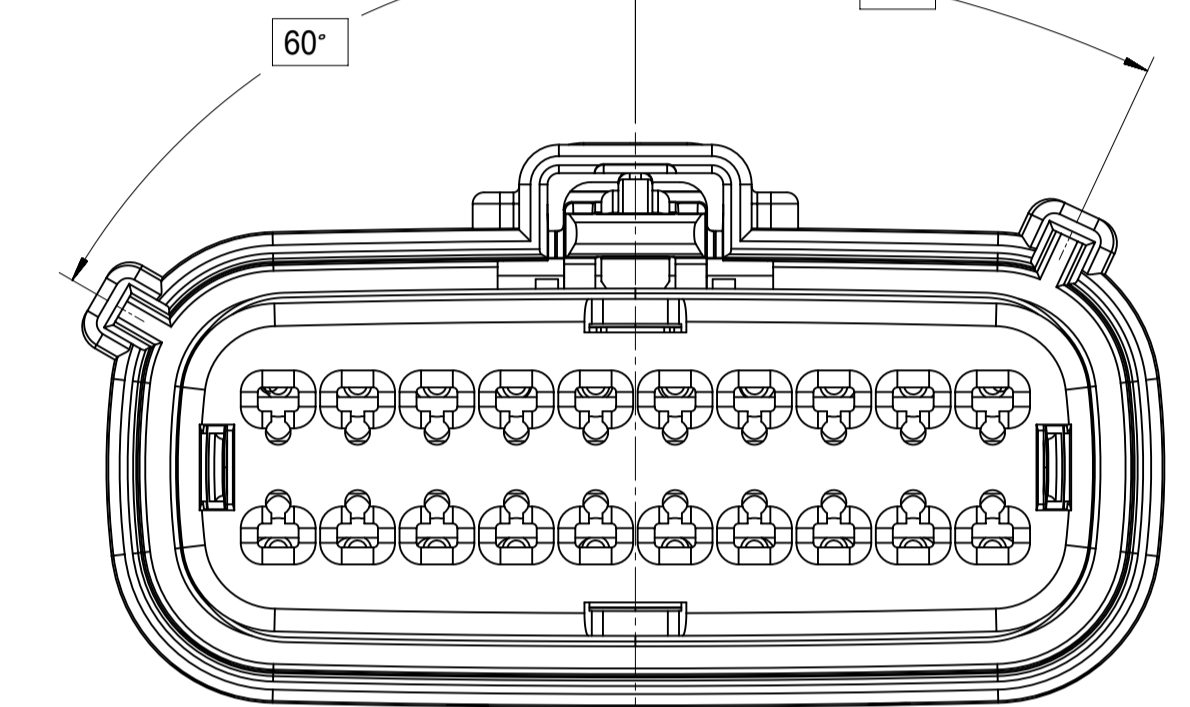
KEY C



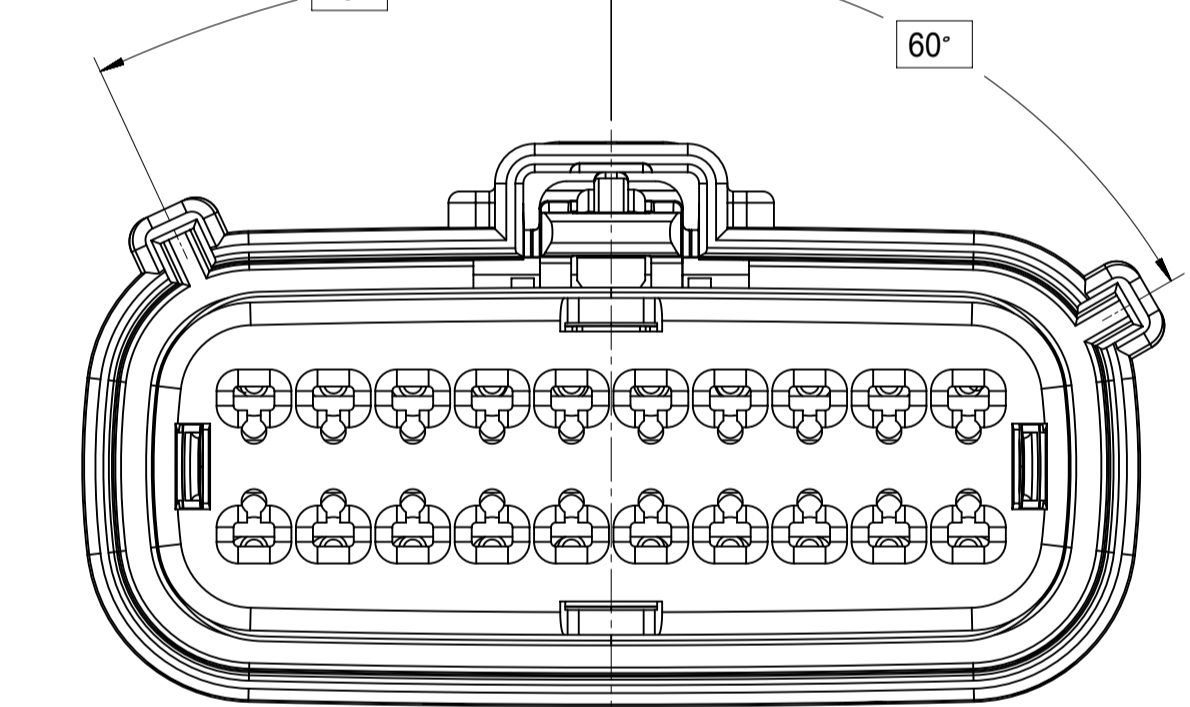
KEY D



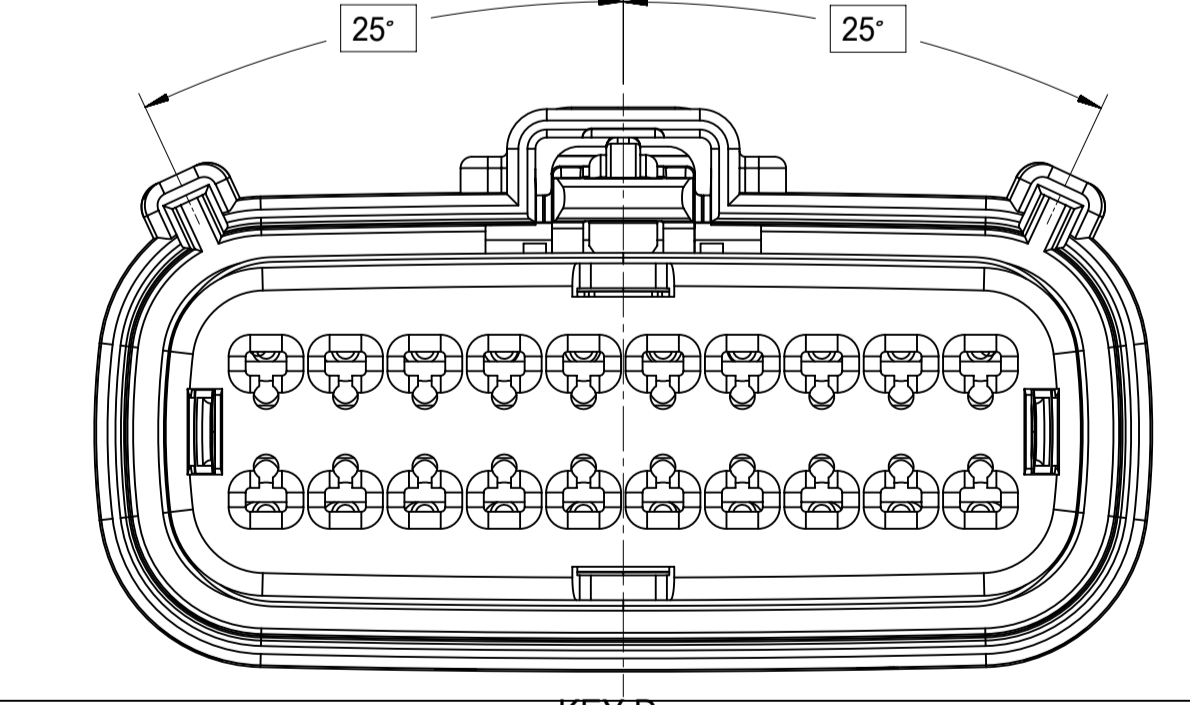
KEY A



KEY B



KEY C



KEY D

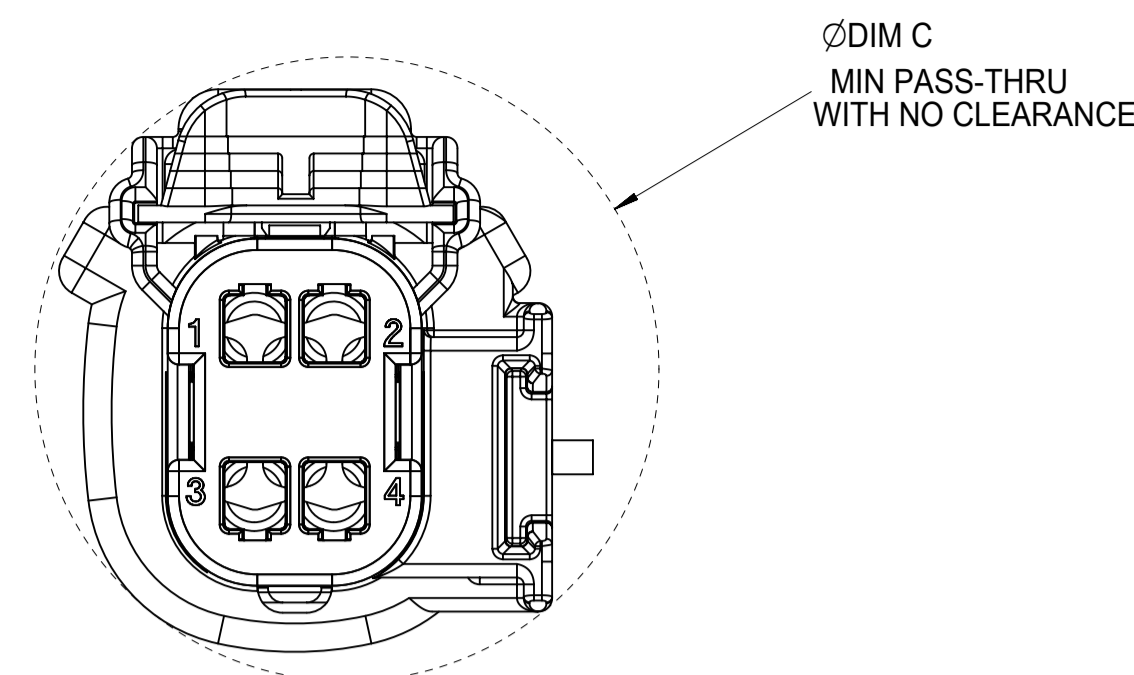
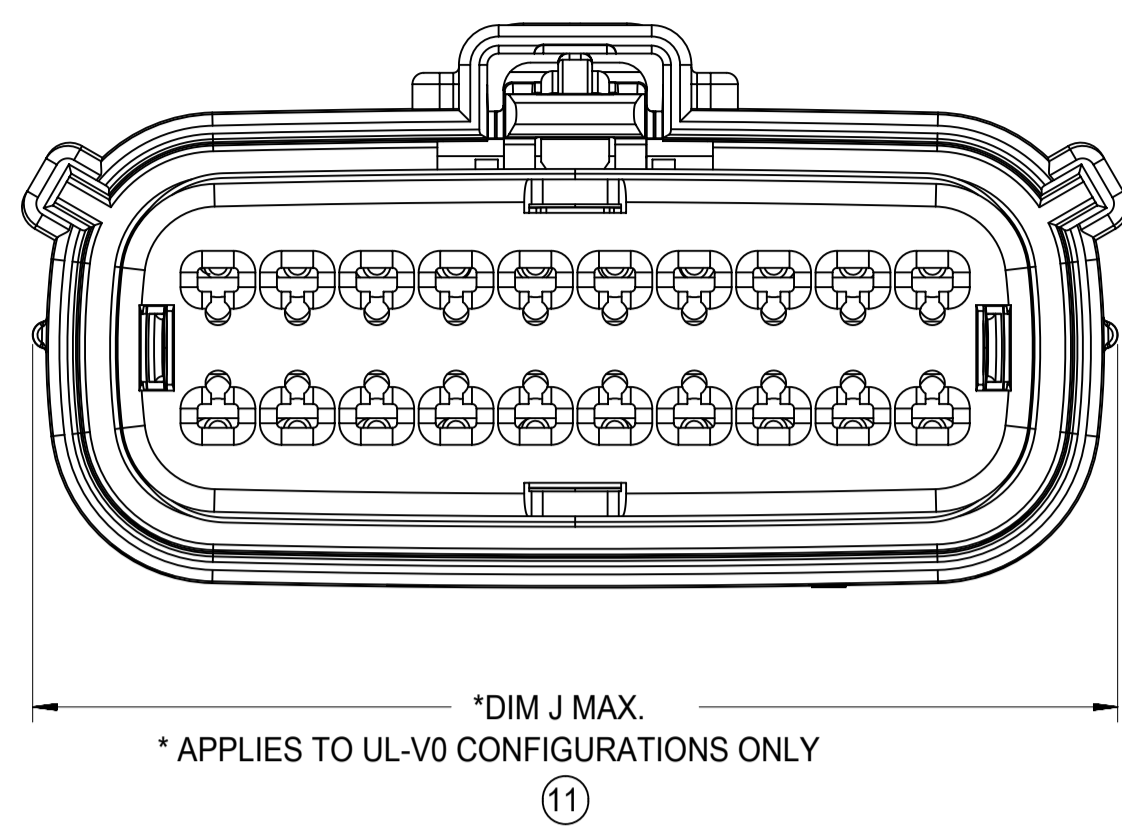
SYMBOLS		THIS DRAWING CONTAINS INFORMATION THAT IS PROPRIETARY TO MOLEX ELECTRONIC TECHNOLOGIES, LLC AND SHOULD NOT BE USED WITHOUT WRITTEN PERMISSION		CURRENT REV DESC:		<b>molex</b>	
		DIMENSION UNITS	SCALE				
▽ = 0	mm	1:1					MX150 RCPT DUAL ROW SEALED ASSEMBLY MAT SEAL
▽ = 0	GENERAL TOLERANCES (UNLESS SPECIFIED)						
▽ = 0	ANGULAR TOL ± 1.0°				EC NO: 171650		PRODUCT CUSTOMER DRAWING
▽ = 0	4 PLACES ±				DRWN: DDEB 2018/01/19		
▽ = 0	3 PLACES ±				CHK'D: MVANSLAMBROU 2018/02/16		DOCUMENT NUMBER   DOC TYPE   DOC PART   REVISION
▽ = 0	2 PLACES ± 0.1				APPR: MVANSLAMBROU 2018/02/16		
▽ = 0	1 PLACE ± 0.2				INITIAL REVISION:		SD-33472-0001
▽ = 0	0 PLACES ±				DRWN: APROFFITT 2014/05/14		
⊠ = 0	DRAFT WHERE APPLICABLE MUST REMAIN WITHIN DIMENSIONS				APPR: VKOSHY 2014/06/27		MATERIAL NUMBER   CUSTOMER   SHEET NUMBER
⊠ = 0					THIRD ANGLE PROJECTION   DRAWING   SERIES		
						A1-SIZE   33472	
						GENERAL MARKET   4 OF 11	

# SHEET DESCRIPTION

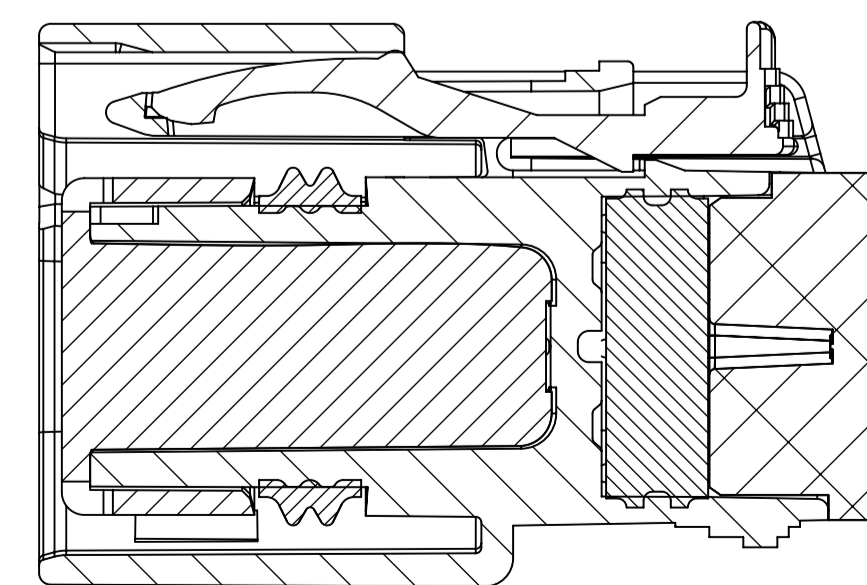
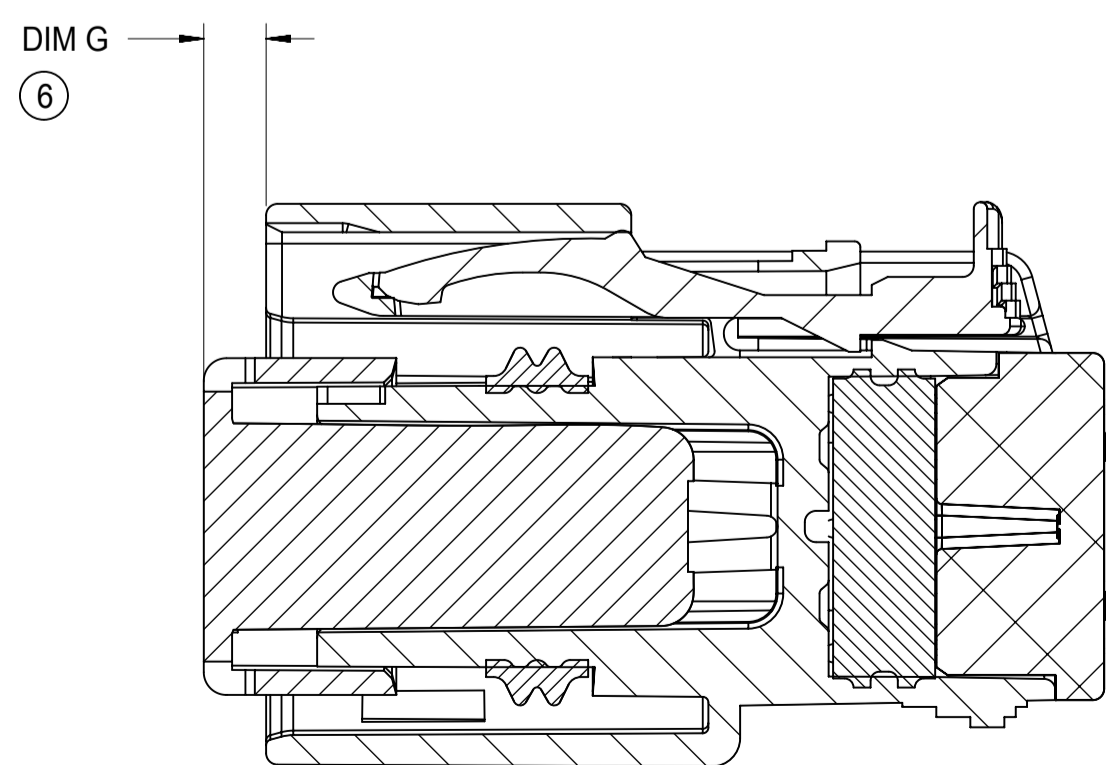
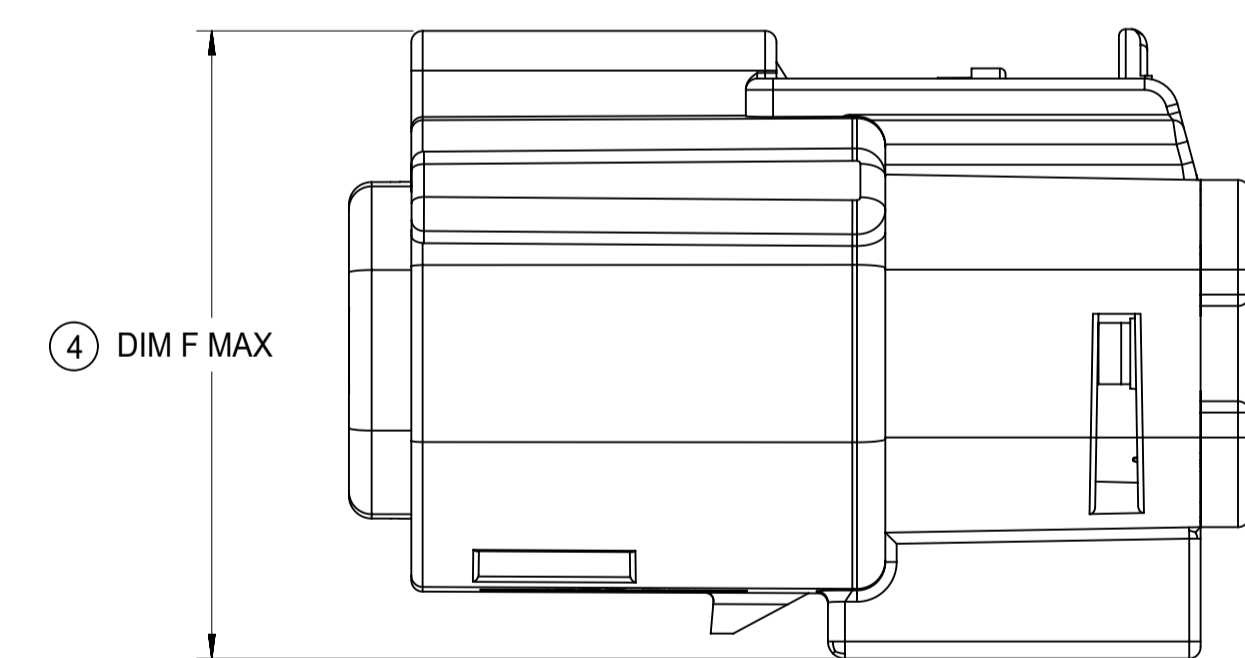
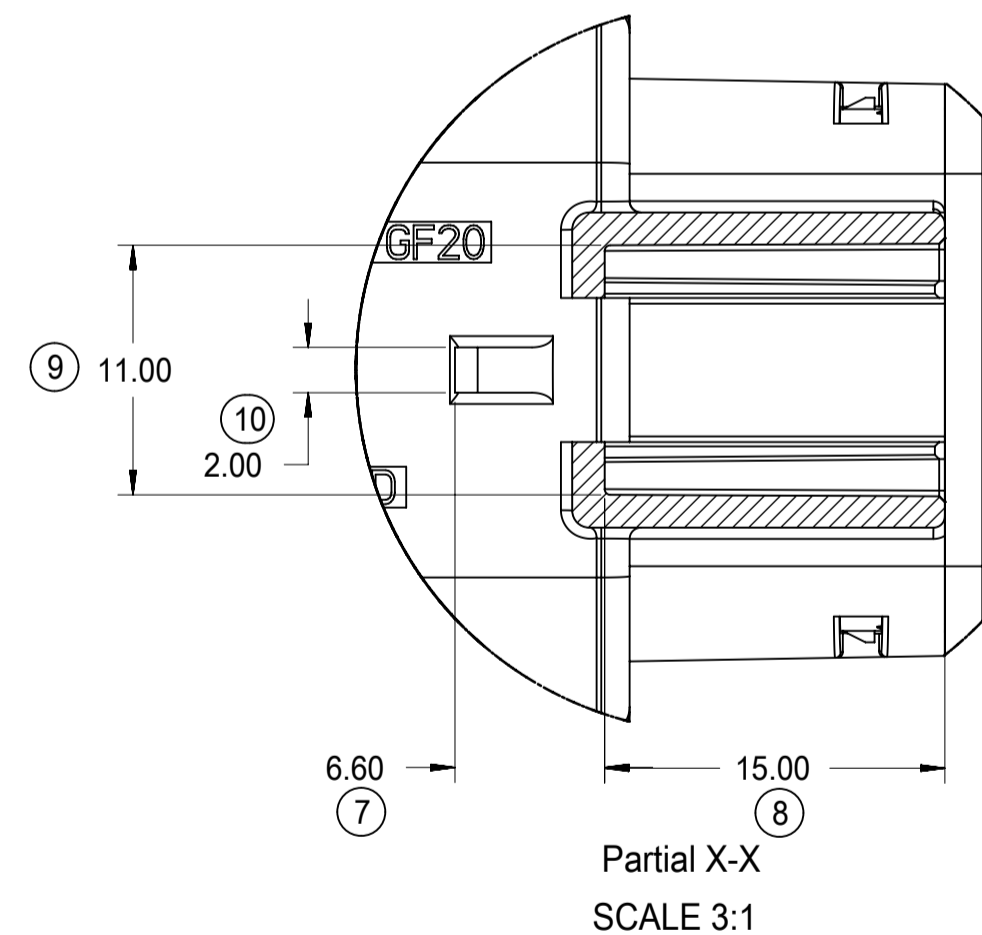
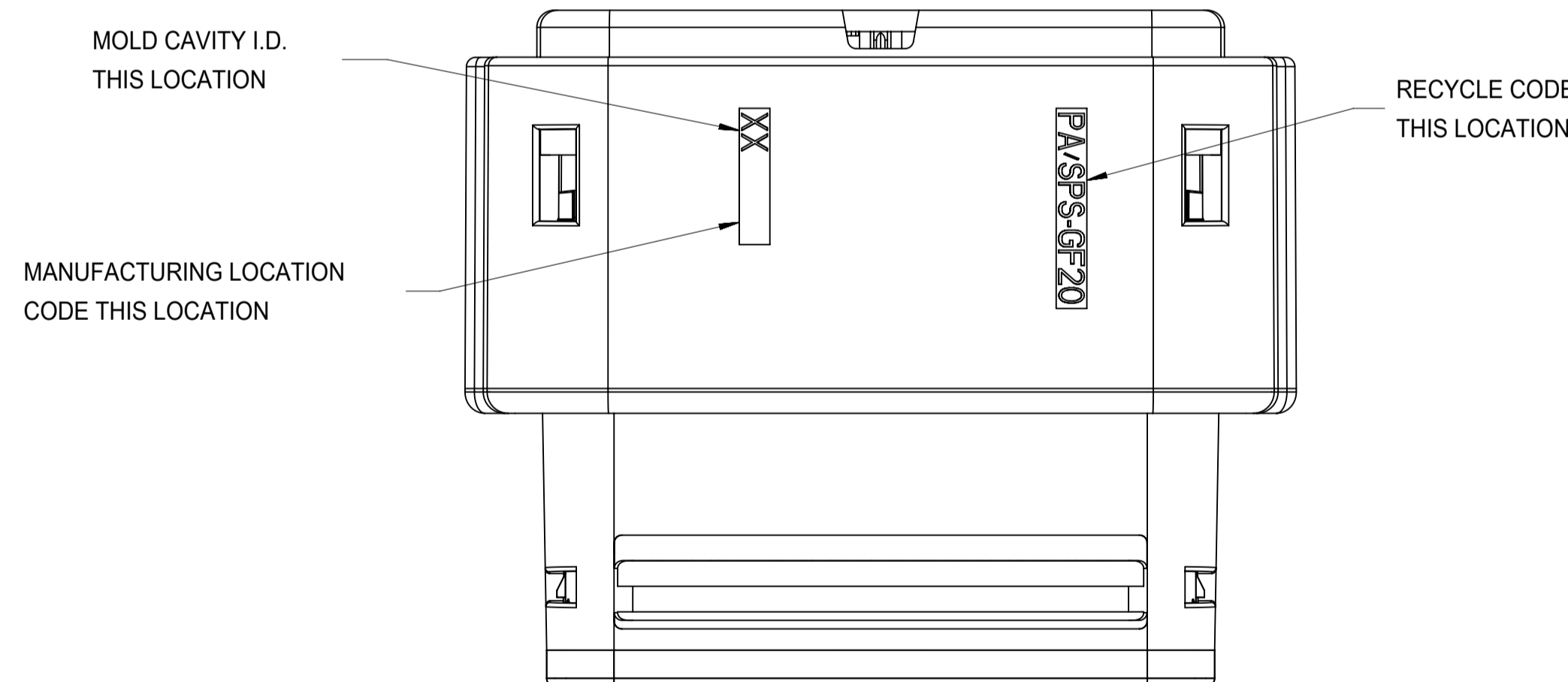
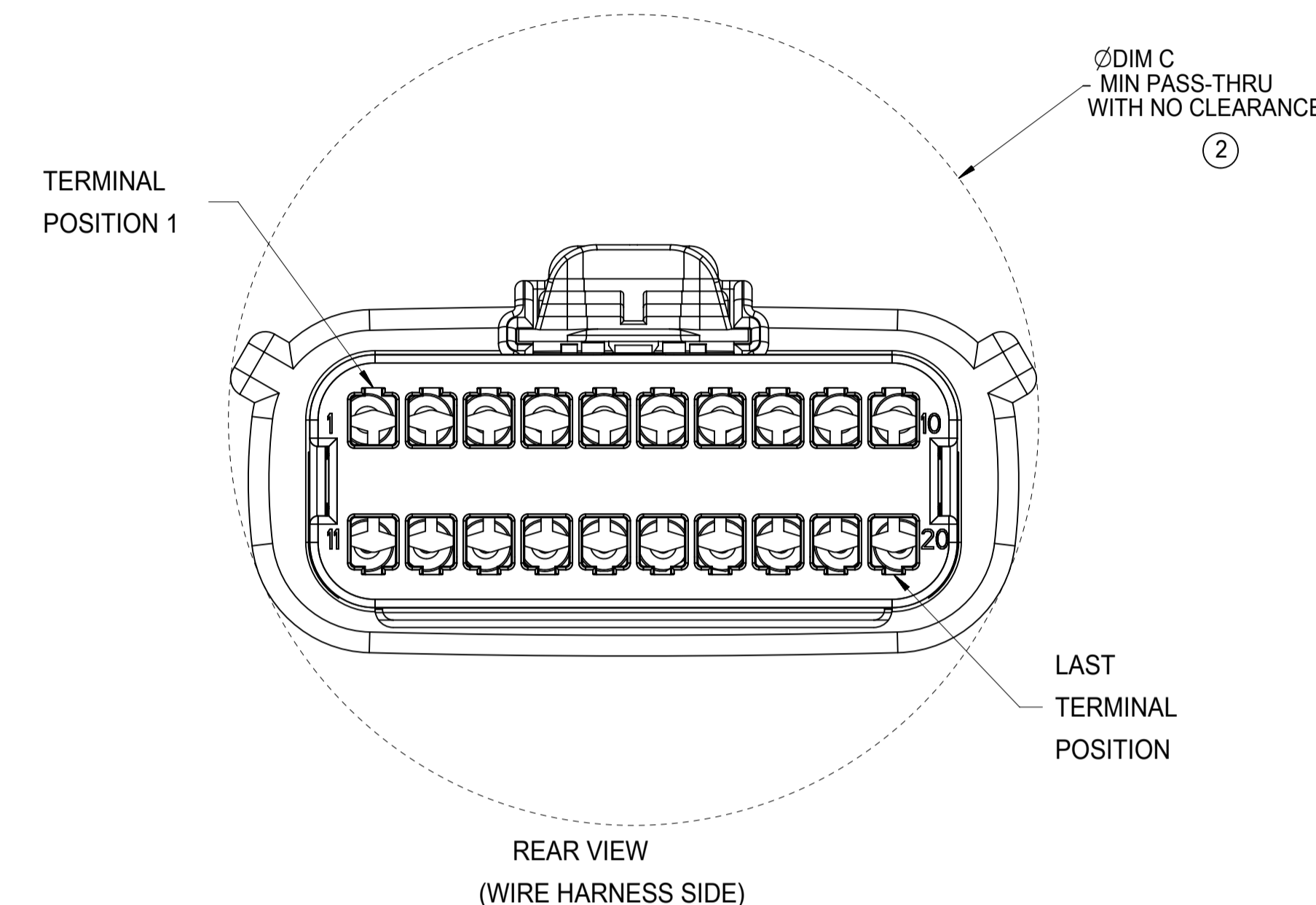
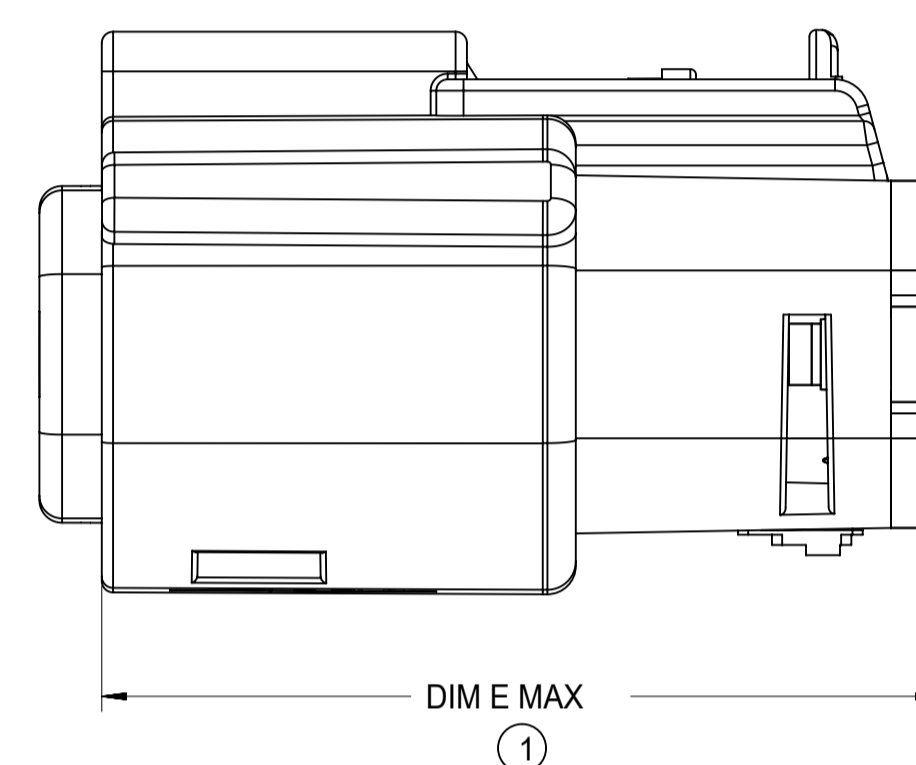
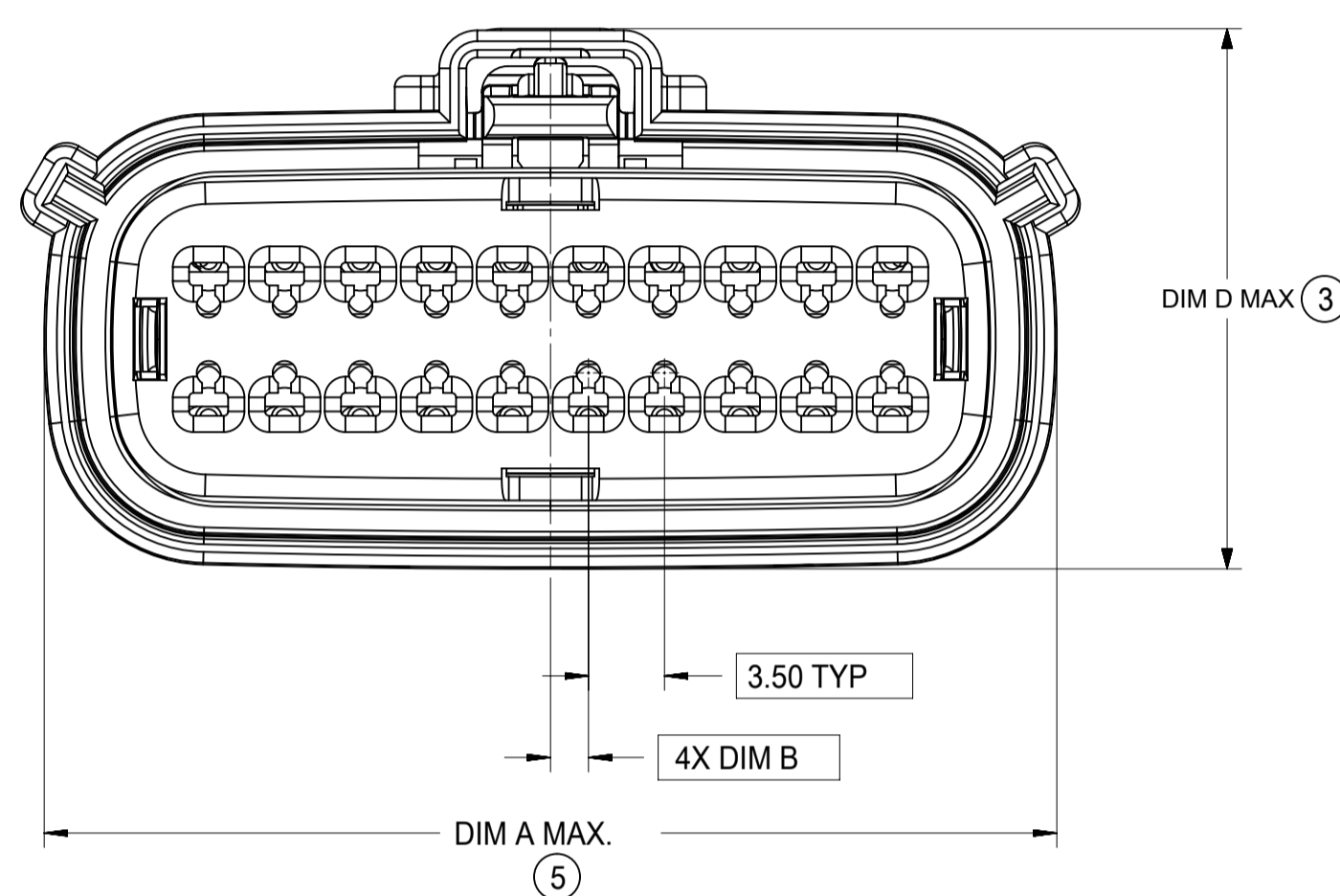
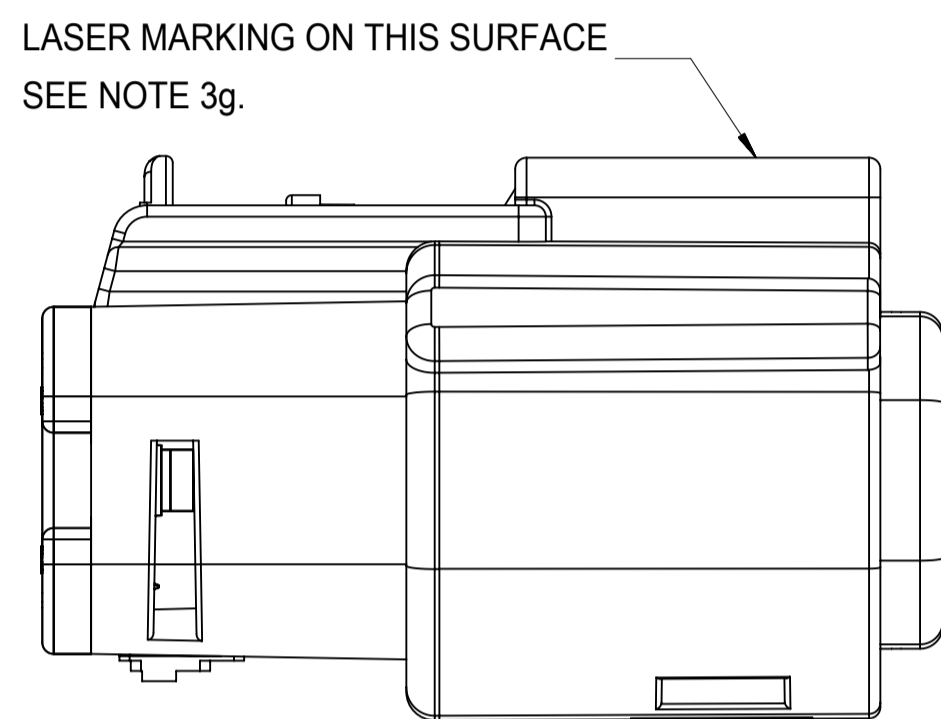
RECEPTACLE CONNECTOR ASSEMBLY

# CHARTED DIMENSIONS

DESCRIPTION	DIMENSIONS						
	A	B	C	D	E	F	J
2X2 W/O CLIPSLOT	18.58	1.75	25.45	24.81	37.65	N/A	2.75±0.50
2X2 W/ CLIPSLOT	18.58	1.75	27.65	24.81	37.65	N/A	2.75±0.50
2X2 LENGTHENED	18.58	1.75	25.45	24.81	42.25	N/A	2.75±0.50
2X3 W/ CLIPSLOT	22.25	3.5	30.50	N/A	37.65	27.96	4.0±0.4
2X3 W/O CLIPSLOT	22.25	3.5	26.24	24.90	37.65	N/A	4.0±0.4
2X4 W/ CLIPSLOT	25.75	1.75	31.50	N/A	37.65	28.00	2.75±0.50
2X4 W/O CLIPSLOT	25.75	1.75	29.19	24.81	37.65	N/A	2.75±0.50
2X6 W/ CLIPSLOT	32.75	1.75	35.58	N/A	37.65	27.76	2.75±0.50
2X6 W/O CLIPSLOT	32.75	1.75	35.58	24.90	37.65	N/A	2.75±0.50
2X6 W/O CLIPSLOT V0	32.75	1.75	35.58	25.0	37.65	N/A	2.75±0.50
2X8 W/O CLIPSLOT	39.80	1.75	42.25	24.90	37.65	N/A	4.0±0.4
2X8 W/ CLIPSLOT	39.80	1.75	42.25	N/A	37.65	27.80	4.0±0.4
2X10 W/O CLIPSLOT	46.75	1.75	49.95	24.90	37.65	N/A	2.75±0.50
2X10 W/ CLIPSLOT	46.75	1.75	49.95	N/A	37.65	27.80	2.75±0.50



B APPLIES TO 2X2 - STD. - WITH CLIPSLOT ONLY



## SECTION Y-Y

## SECTION Z-Z

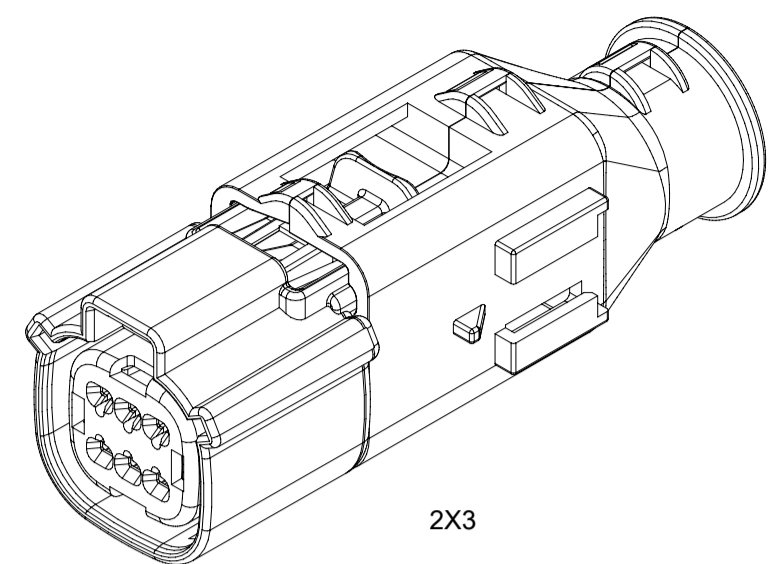
<b>SYMBOLS</b> THIS DRAWING CONTAINS INFORMATION THAT IS PROPRIETARY TO MOLEX ELECTRONIC TECHNOLOGIES, LLC AND SHOULD NOT BE USED WITHOUT WRITTEN PERMISSION DIMENSION UNITS: mm SCALE: 1:1 GENERAL TOLERANCES (UNLESS SPECIFIED): ANGULAR TOL: ± 1.0° 4 PLACES ± 3 PLACES ± 2 PLACES ± 0.1 1 PLACE ± 0.2 0 PLACES ± DRAFT WHERE APPLICABLE MUST REMAIN WITHIN DIMENSIONS	CURRENT REV DESC: EC NO: 171650 DRWN: DDEB 2018/01/19 CHK'D: MVANSLAMBROU 2018/02/16 APPR: MVANSLAMBROU 2018/02/16 INITIAL REVISION: DRWN: APROFFITT 2014/05/14 APPR: VKOSHY 2014/06/27		 MX150 RCPT DUAL ROW SEALED ASSEMBLY MAT SEAL PRODUCT CUSTOMER DRAWING	
	DOCUMENT NUMBER: SD-33472-0001 DOC TYPE: PSD DOC PART: 001 REVISION: C2	MATERIAL NUMBER: 33472 CUSTOMER: GENERAL MARKET SHEET NUMBER: 5 OF 11		

**SHEET DESCRIPTION**  
BACKSHELL NOTES

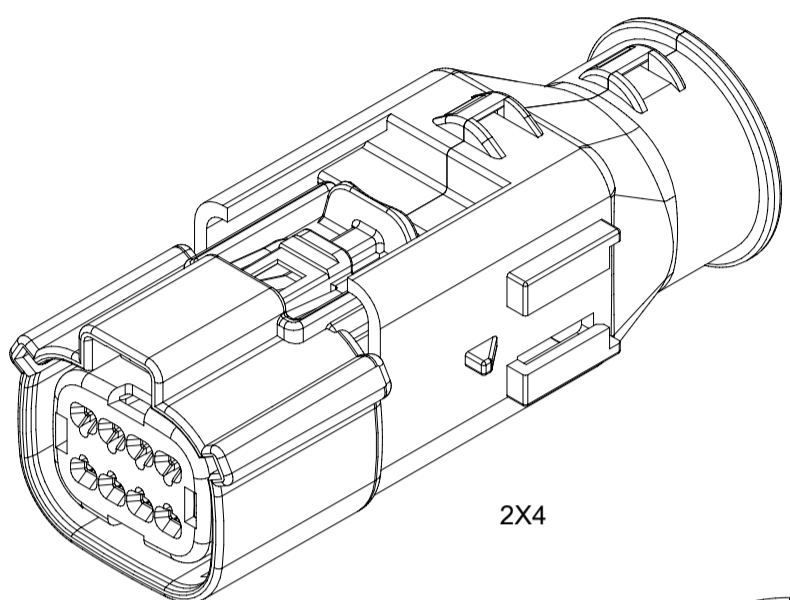
BACKSHELL NOTES: VALID UNLESS OTHERWISE SPECIFIED

1. GENERAL:

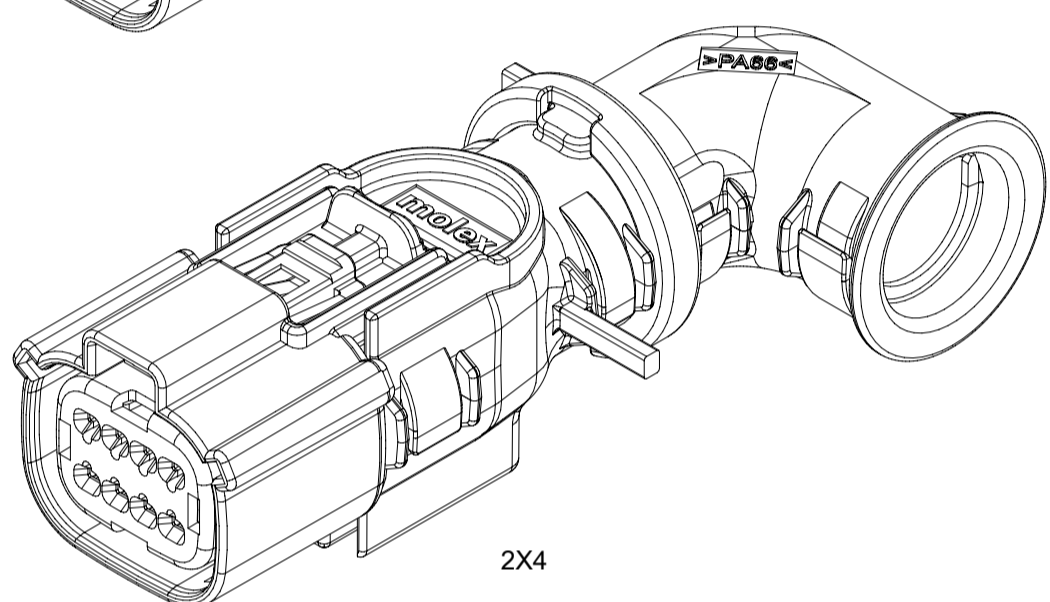
- a. APPLICATION SPECIFICATION SEE: AS-34951-001
- DESIGNED TO MATE WITH RECEPTACLE SEALED ASSEMBLY SPECIFIED IN MOLEX DRAWING SD-33472-0001.
  - SYSTEM TO BE USED WITH WIRE WITHIN DIAMETER RANGE OF 1.2mm TO 2.69mm.
  - COMPONENTS ARE OPTIONAL AND MUST BE PURCHASED SEPERATELY.
  - DESIGN IS OWNED BY SCHLEMMER FOR SCHLEMMER BACKSHELL.
  - DESIGN IS OWNED BY MOLEX FOR MOLEX BACKSHELL.
  - 90° ADAPTOR DESIGN IS OWNED BY MOLEX.
  - FOR ADDITIONAL INFORMATION SEE THE BACKSHELL COMPONENT DRAWING SD-34951-0001.



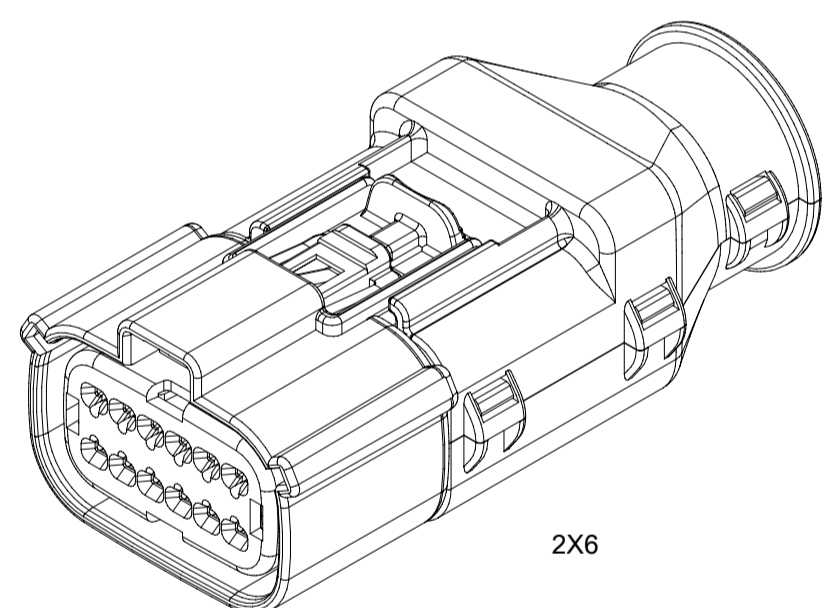
2X3



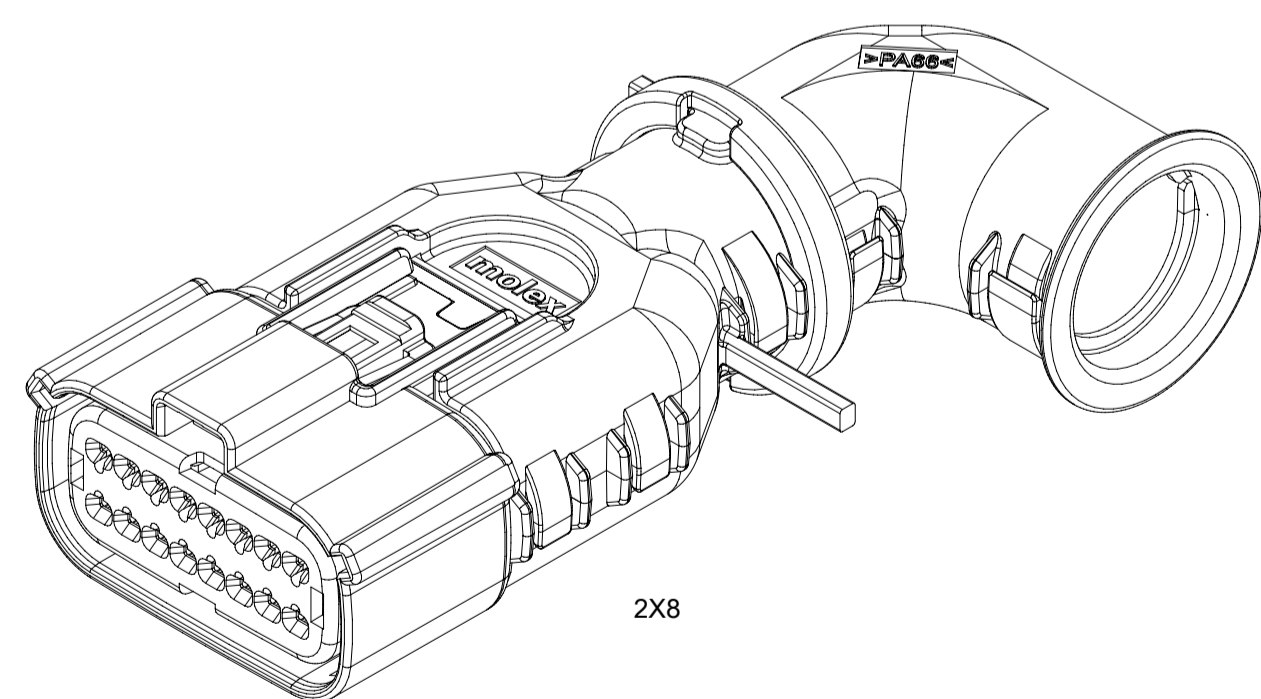
2X4



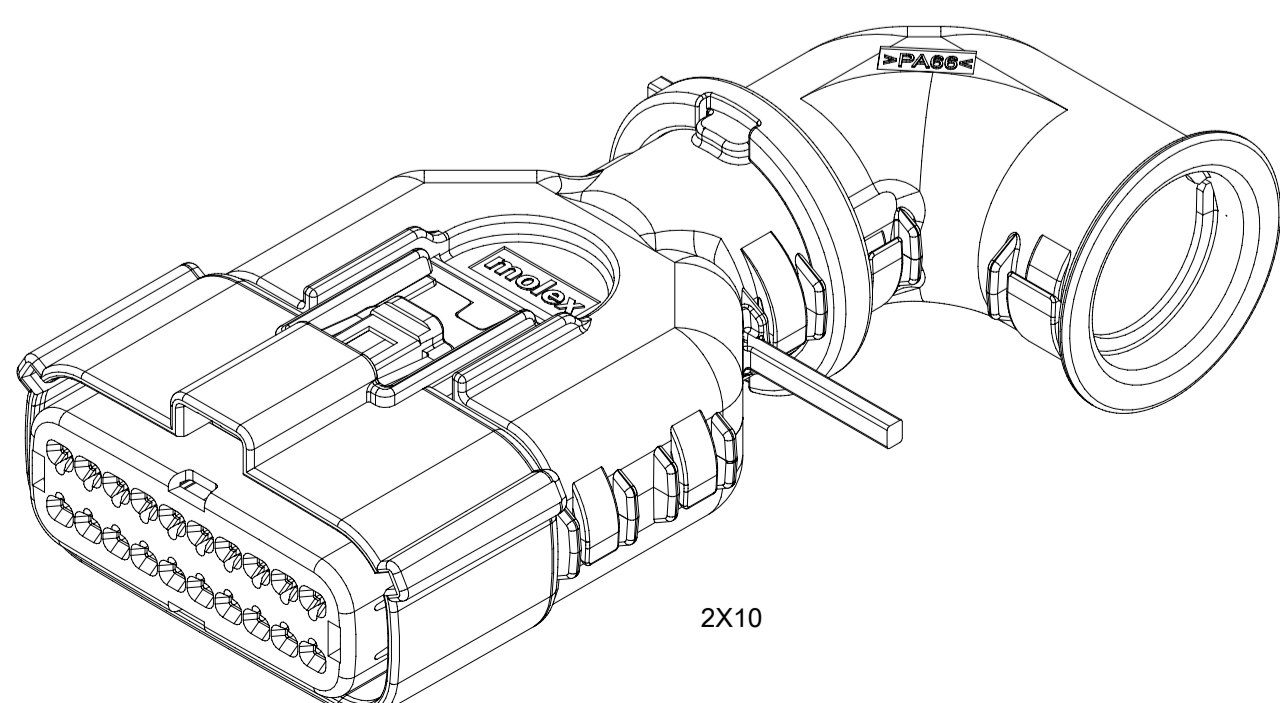
2X4



2X6



2X8



2X10

BACKSHELL CUSTOMER MODEL NUMBER LEGEND

34951-XXXX

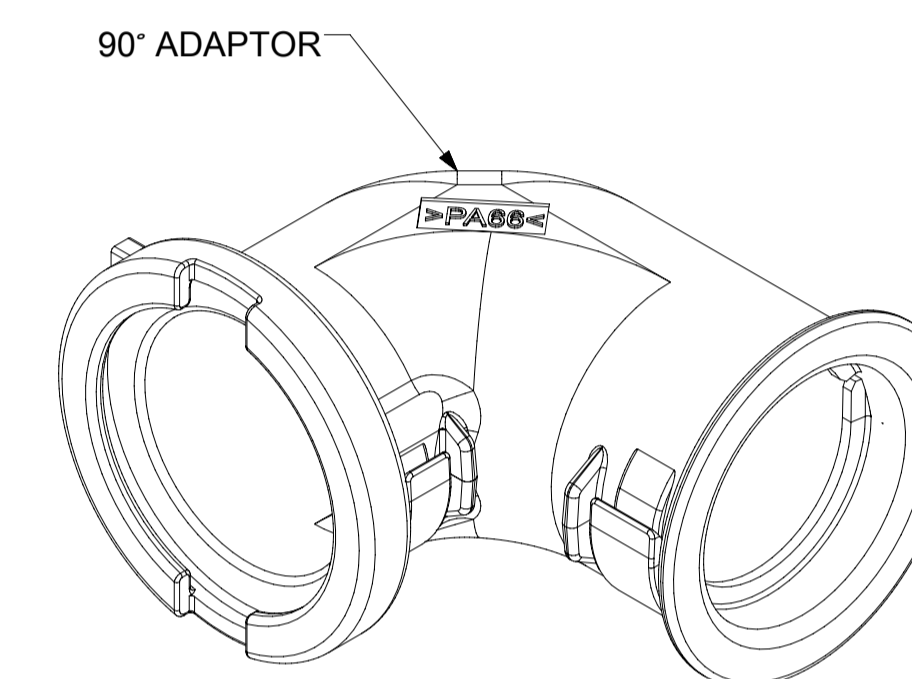
CUSTOMER MODEL COMPONENTS

- 0 - SCHLEMMER BACKSHELL ONLY
- 1 - SCHLEMMER BACKSHELL & MX150 HOUSING KEY A ASSEMBLY
- 2 - SCHLEMMER BACKSHELL & MX150 HOUSING KEY B ASSEMBLY
- 3 - SCHLEMMER BACKSHELL & MX150 HOUSING KEY C ASSEMBLY
- 4 - SCHLEMMER BACKSHELL & MX150 HOUSING KEY D ASSEMBLY
- 5 - MOLEX BACKSHELL ONLY
- 6 - MOLEX BACKSHELL & MX150 HOUSING KEY A ASSEMBLY
- 7 - MOLEX BACKSHELL & MX150 HOUSING KEY B ASSEMBLY
- 8 - MOLEX BACKSHELL & MX150 HOUSING KEY C ASSEMBLY
- 9 - MOLEX BACKSHELL & MX150 HOUSING KEY D ASSEMBLY

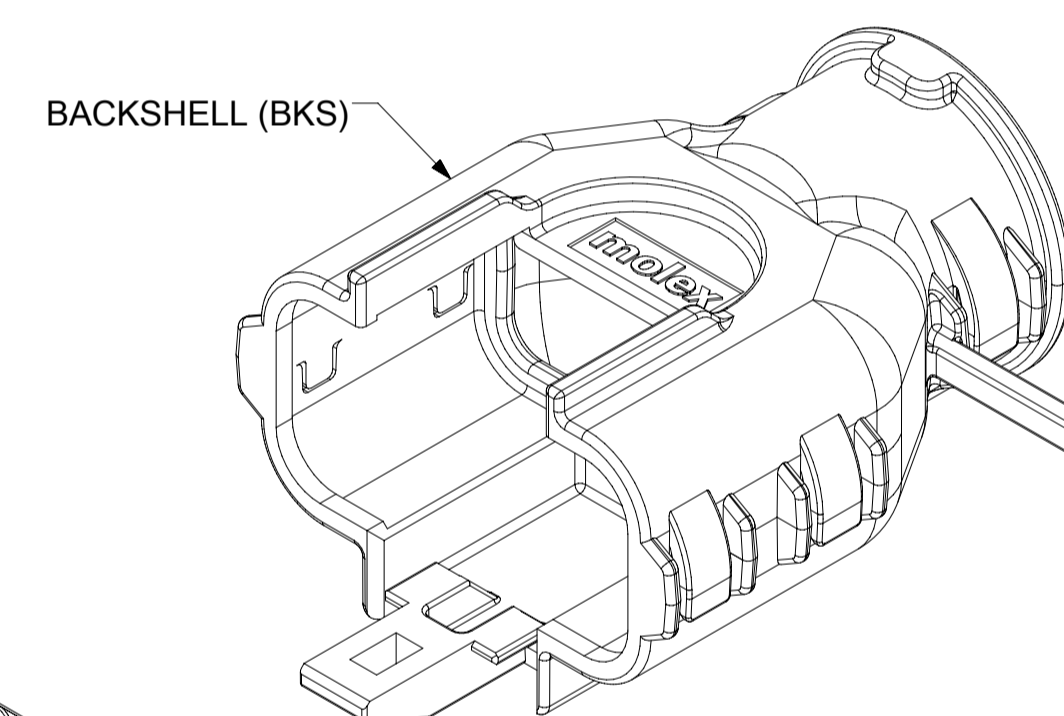
BACKSHELL FEATURES

- 1 - WITH RIBS
- 2 - WITHOUT RIBS
- 3 - 90° ADAPTOR

MX150 CIRCUIT SIZE 04, 06, 08, 12, 16, 20

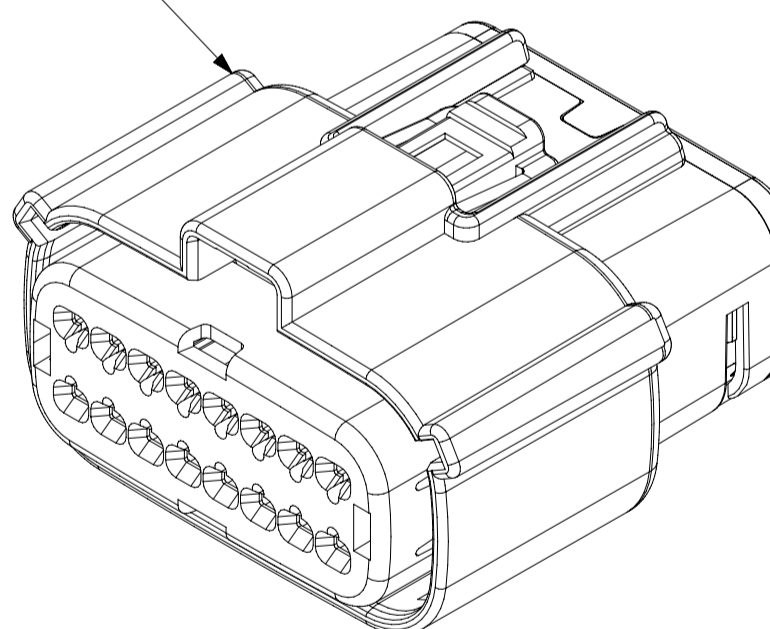


90° ADAPTOR



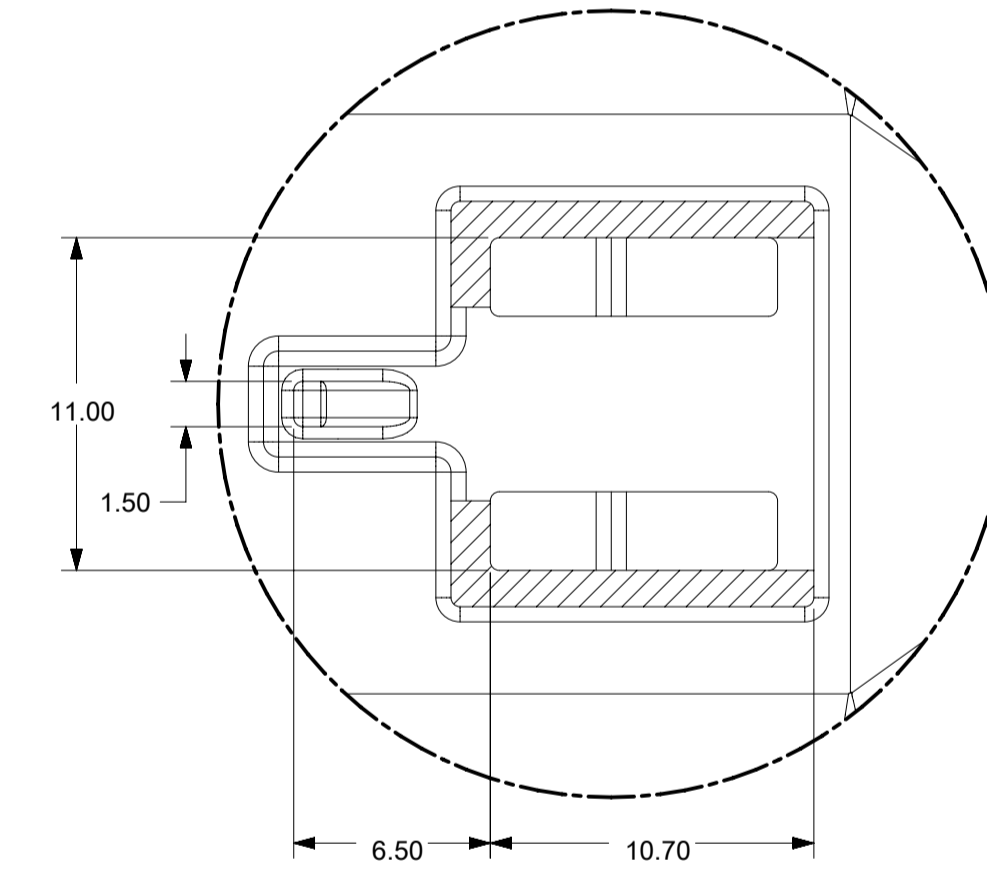
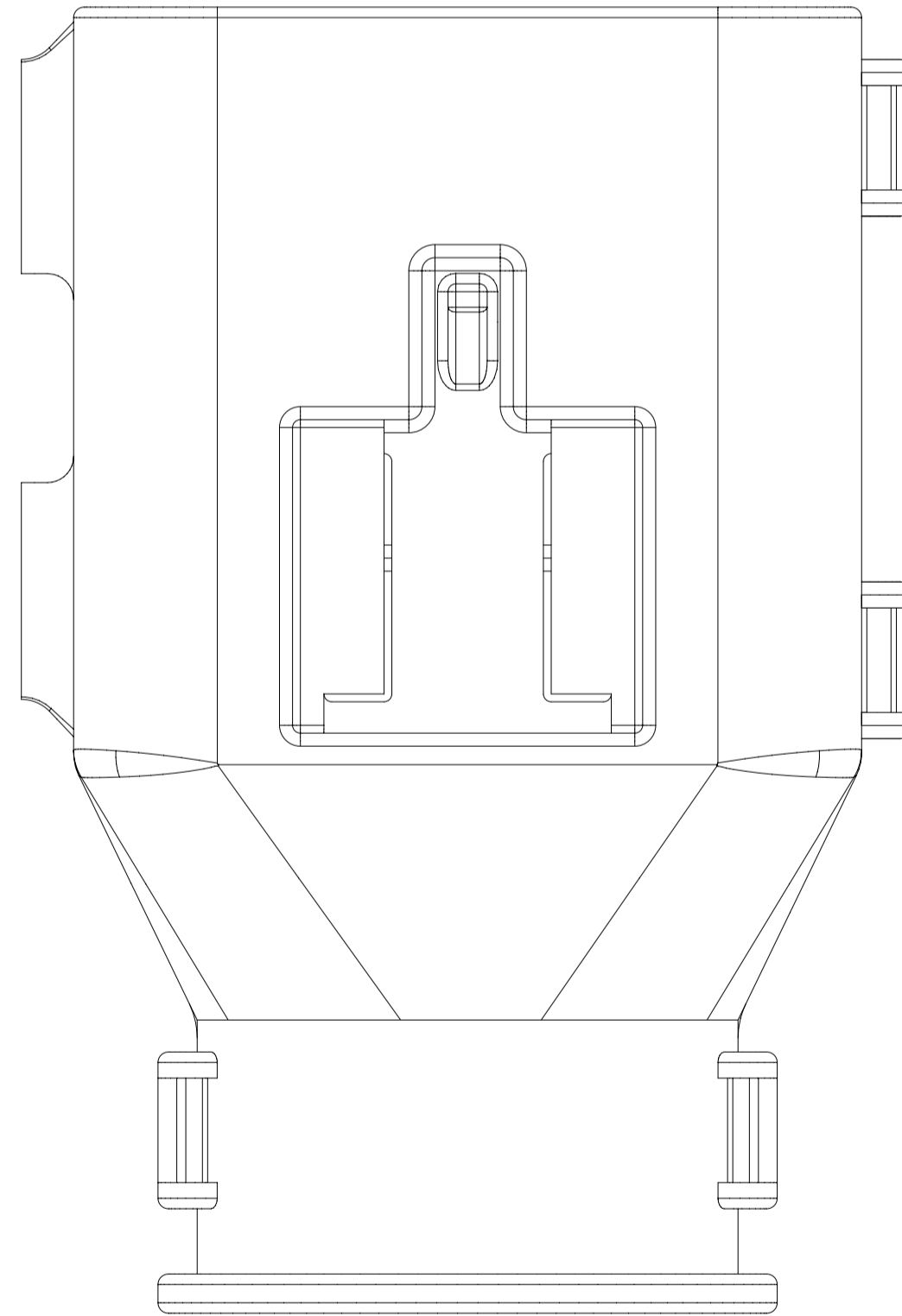
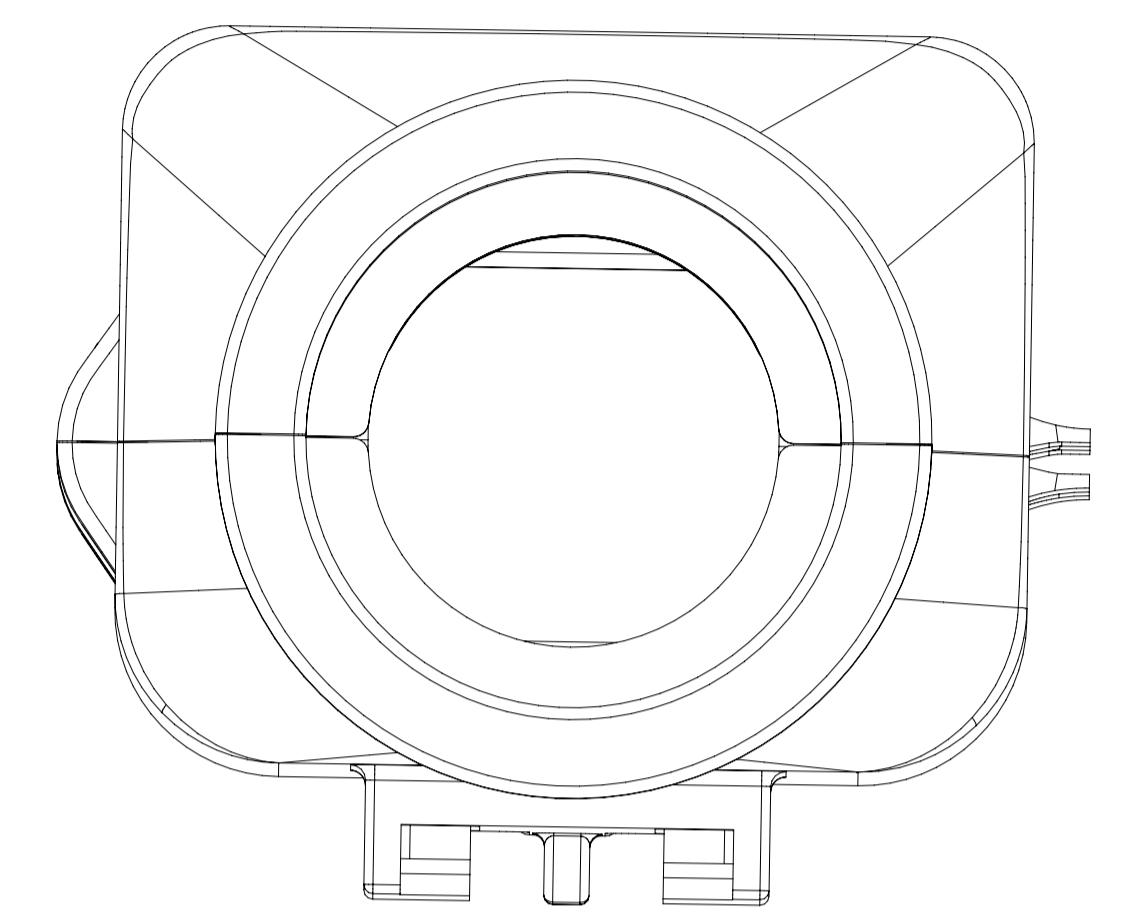
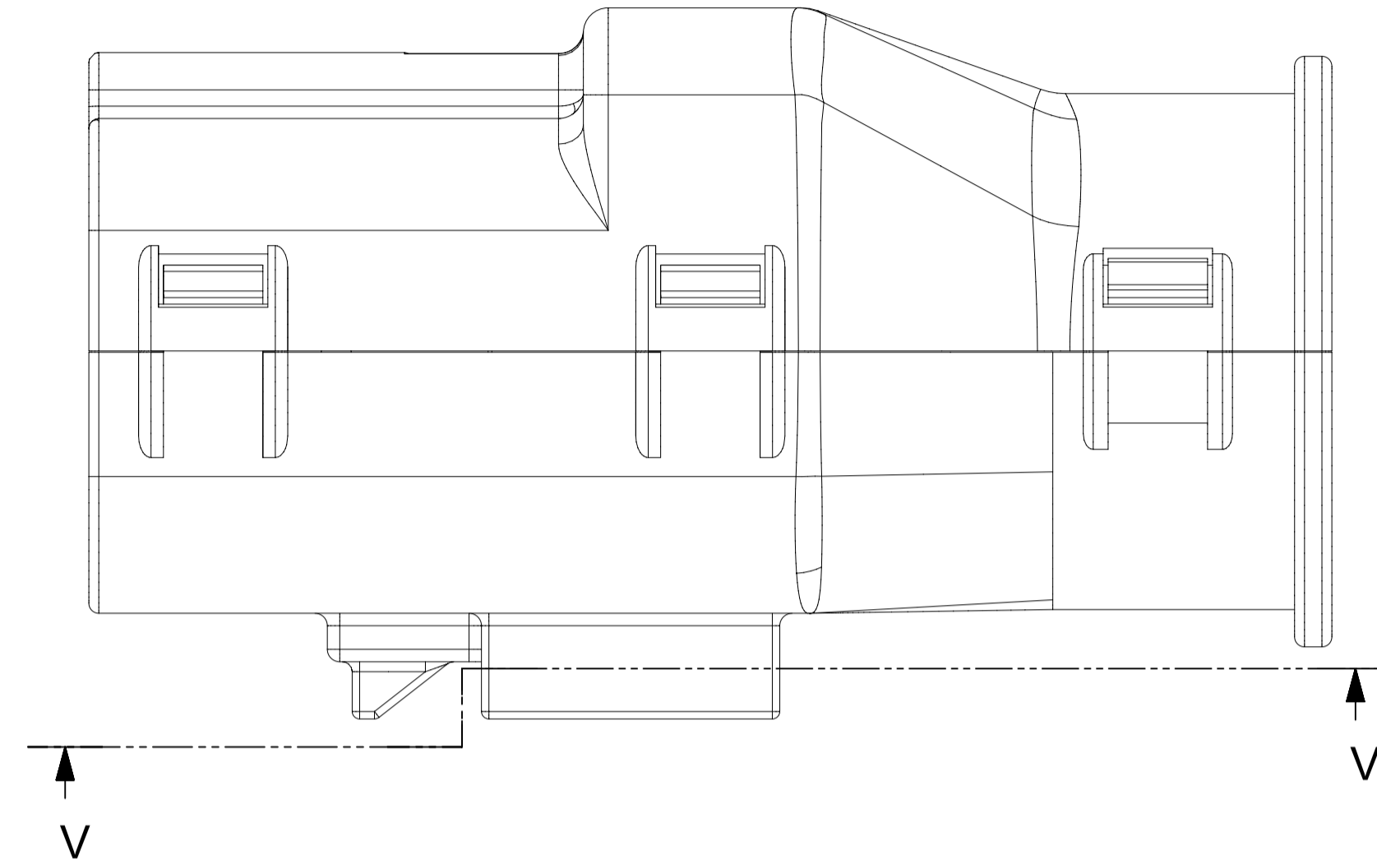
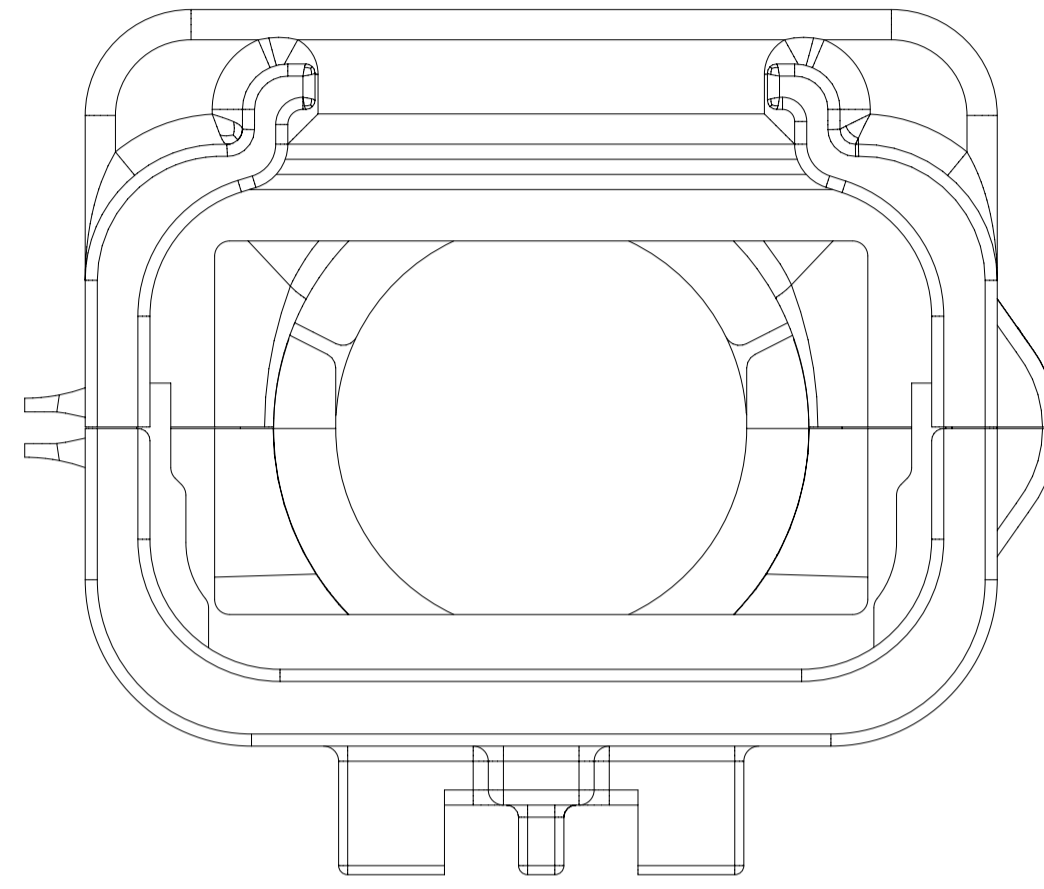
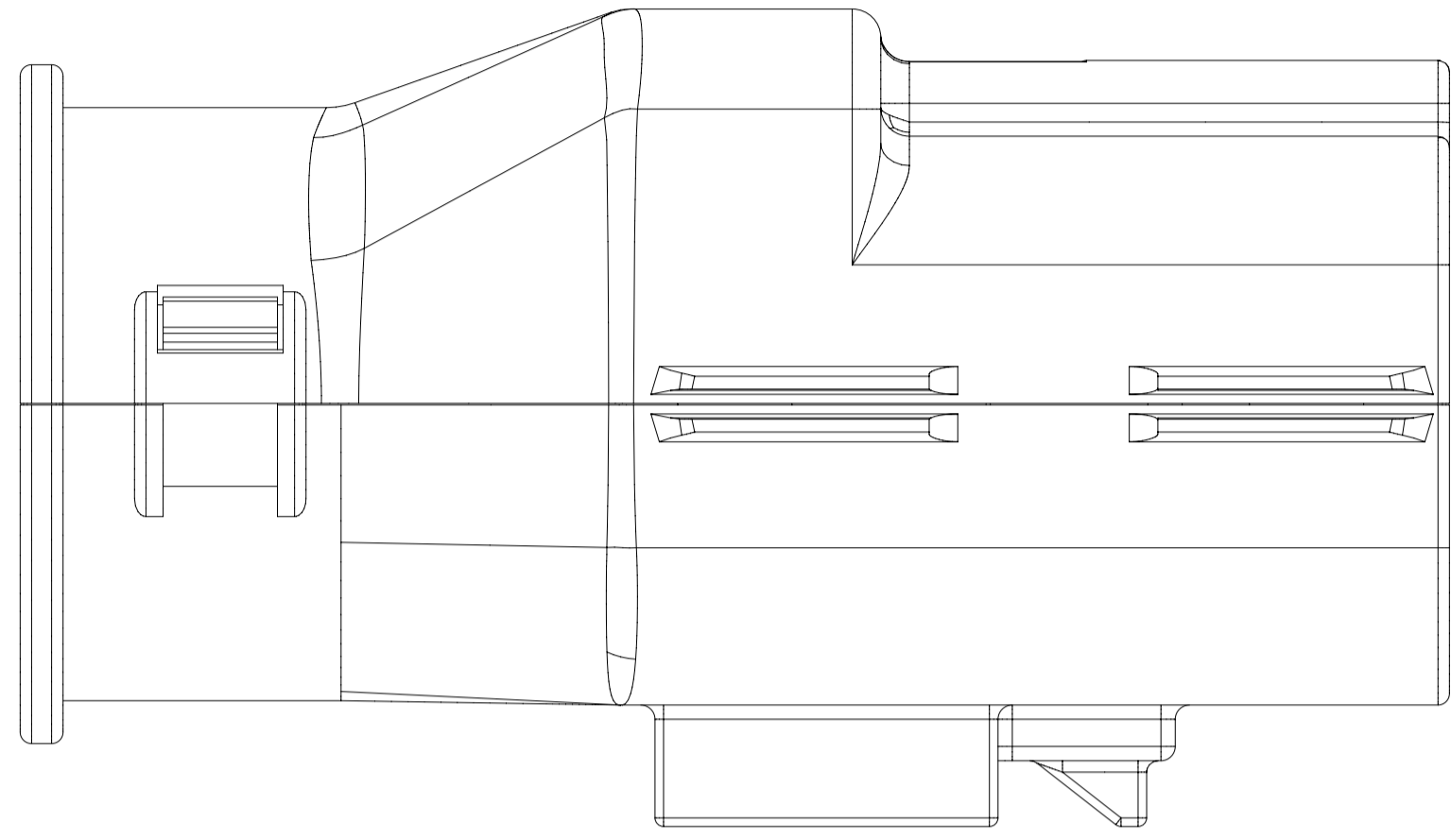
BACKSHELL (BKS)

RECEPTACLE SEALED ASSEMBLY



SCALE 2:1

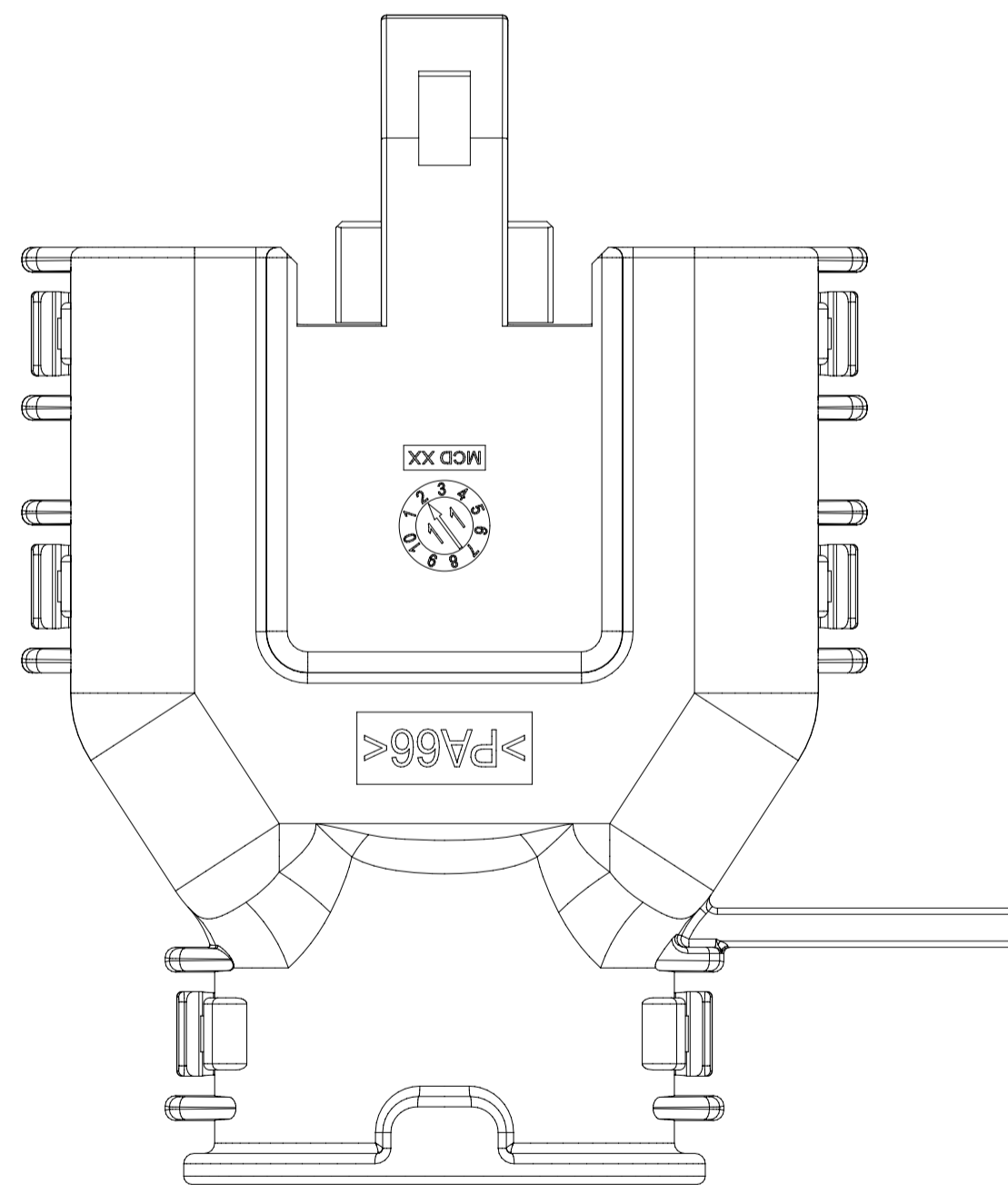
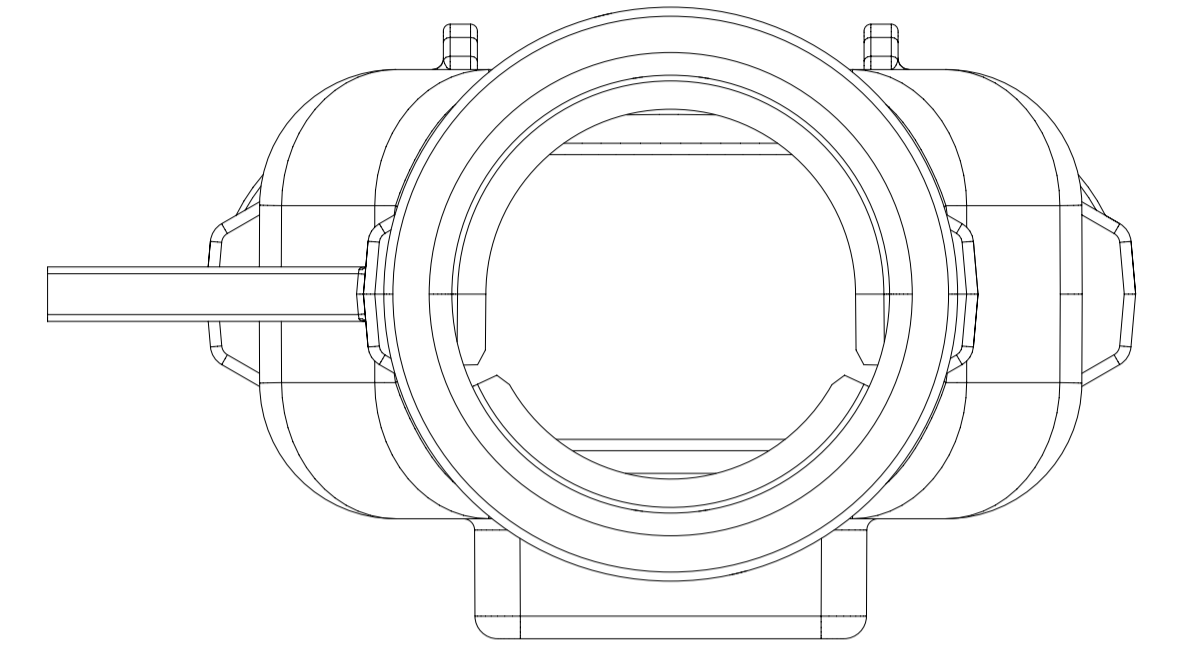
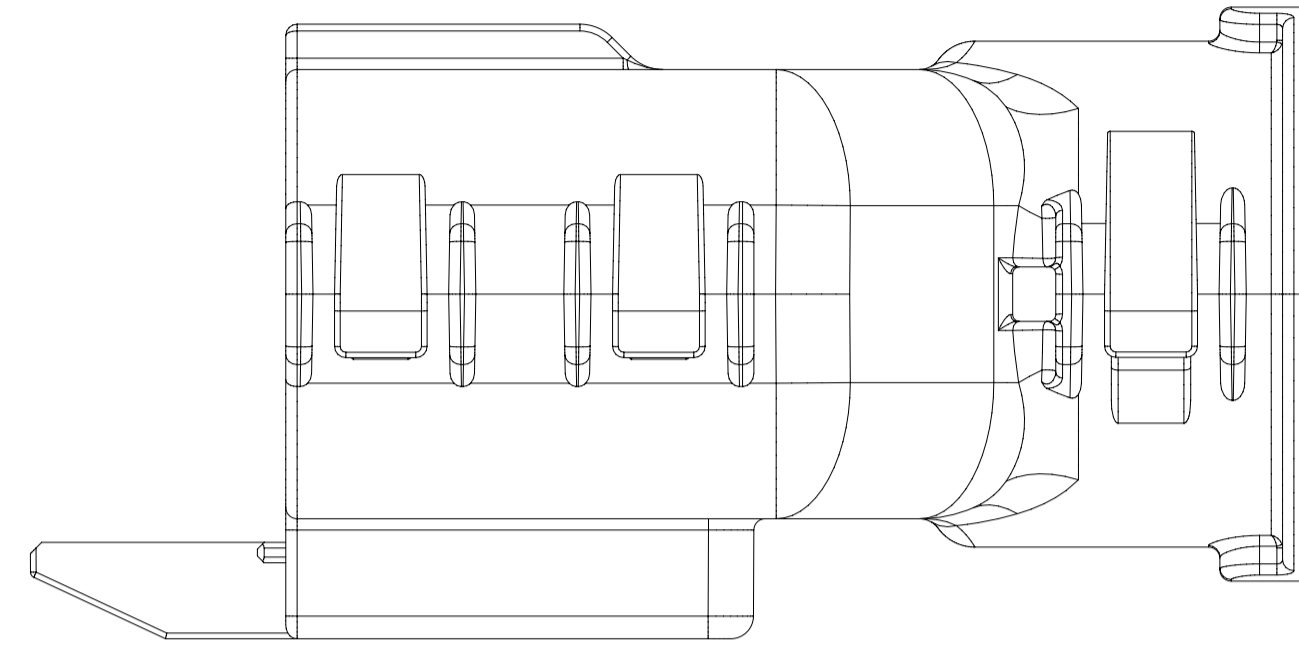
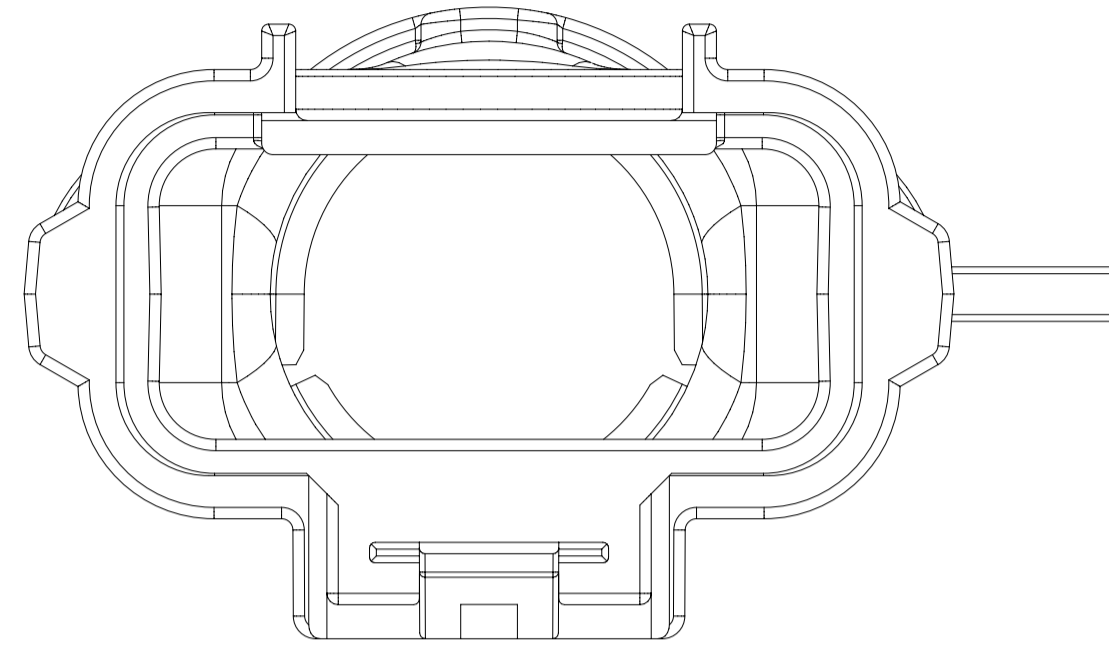
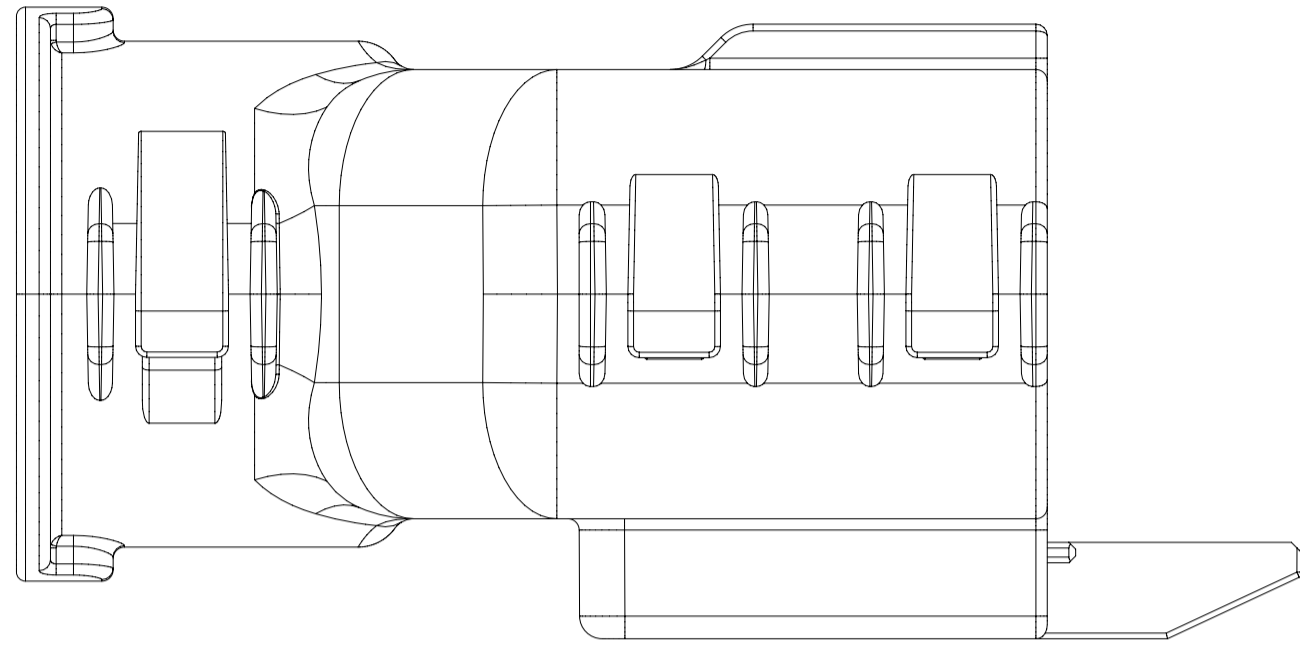
SYMBOLS	THIS DRAWING CONTAINS INFORMATION THAT IS PROPRIETARY TO MOLEX ELECTRONIC TECHNOLOGIES, LLC AND SHOULD NOT BE USED WITHOUT WRITTEN PERMISSION		CURRENT REV DESC:			<b>molex</b>		
	DIMENSION UNITS	SCALE						
▽ = 0	mm	1.5:1	GENERAL TOLERANCES (UNLESS SPECIFIED)			PRODUCT CUSTOMER DRAWING		
▽ = 0	ANGULAR TOL ± 1.0°		4 PLACES ±			DOCUMENT NUMBER		
▽ = 0	3 PLACES ±		APPR: MVANSLAMBROU 2018/02/16			DOC TYPE   DOC PART   REVISION		
▽ = 0	2 PLACES ± 0.1		INITIAL REVISION:			SD-33472-0001		
▽ = 0	1 PLACE ± 0.2		DRWN: APROFFITT 2014/05/14			PSD 001 C2		
▽ = 0	0 PLACES ±		APPR: VKOSHY 2014/06/27			MATERIAL NUMBER		
▽ = 0	DRAFT WHERE APPLICABLE MUST REMAIN WITHIN DIMENSIONS		THIRD ANGLE PROJECTION			CUSTOMER		
▽ = 0	DRAWING		SERIES			SHEET NUMBER		
	A1-SIZE		33472			GENERAL MARKET		
						6 OF 11		



Partial V-V  
SCALE 4:1

<b>SYMBOLS</b> = 0 = 0 = 0 = 0 = 0 = 0 = 0 = 0 = 0 = 0 = 0	THIS DRAWING CONTAINS INFORMATION THAT IS PROPRIETARY TO MOLEX ELECTRONIC TECHNOLOGIES, LLC AND SHOULD NOT BE USED WITHOUT WRITTEN PERMISSION DIMENSION UNITS: <b>mm</b> SCALE: <b>4:1</b>	CURRENT REV DESC: EC NO: 171650 DRWN: DDEB 2018/01/19 CHK'D: MVANSLAMBROU 2018/02/16 APPR: MVANSLAMBROU 2018/02/16			
	GENERAL TOLERANCES (UNLESS SPECIFIED) ANGULAR TOL ± 1.0°	INITIAL REVISION: DRWN: APROFFITT 2014/05/14 APPR: VKOSHY 2014/06/27	PRODUCT CUSTOMER DRAWING		
	4 PLACES ± 3 PLACES ± 2 PLACES ± 0.1 1 PLACE ± 0.2 0 PLACES ±	MATERIAL NUMBER: <b>SD-33472-0001</b> SERIES: <b>33472</b>	DOCUMENT NUMBER: <b>SD-33472-0001</b> DOC TYPE: <b>PSD</b> DOC PART: <b>001</b> REVISION: <b>C2</b>	GENERAL MARKET	
	DRAFT WHERE APPLICABLE MUST REMAIN WITHIN DIMENSIONS	THIRD ANGLE PROJECTION 	DRAWING: <b>A1-SIZE</b> SHEET NUMBER: <b>7 OF 11</b>	SHEET NUMBER: <b>7 OF 11</b>	

**SHEET DESCRIPTION**  
MOLEX BACKSHELL

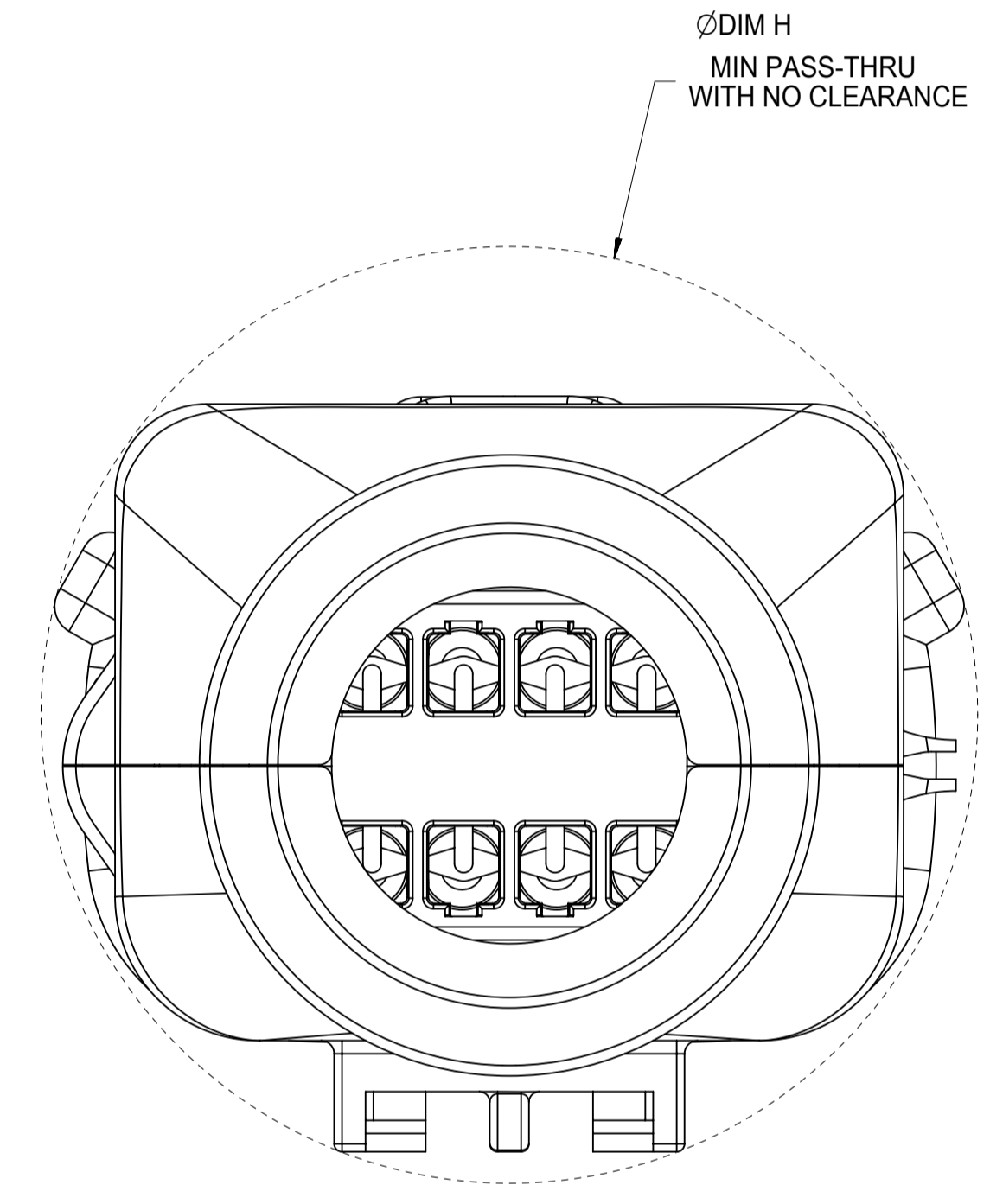
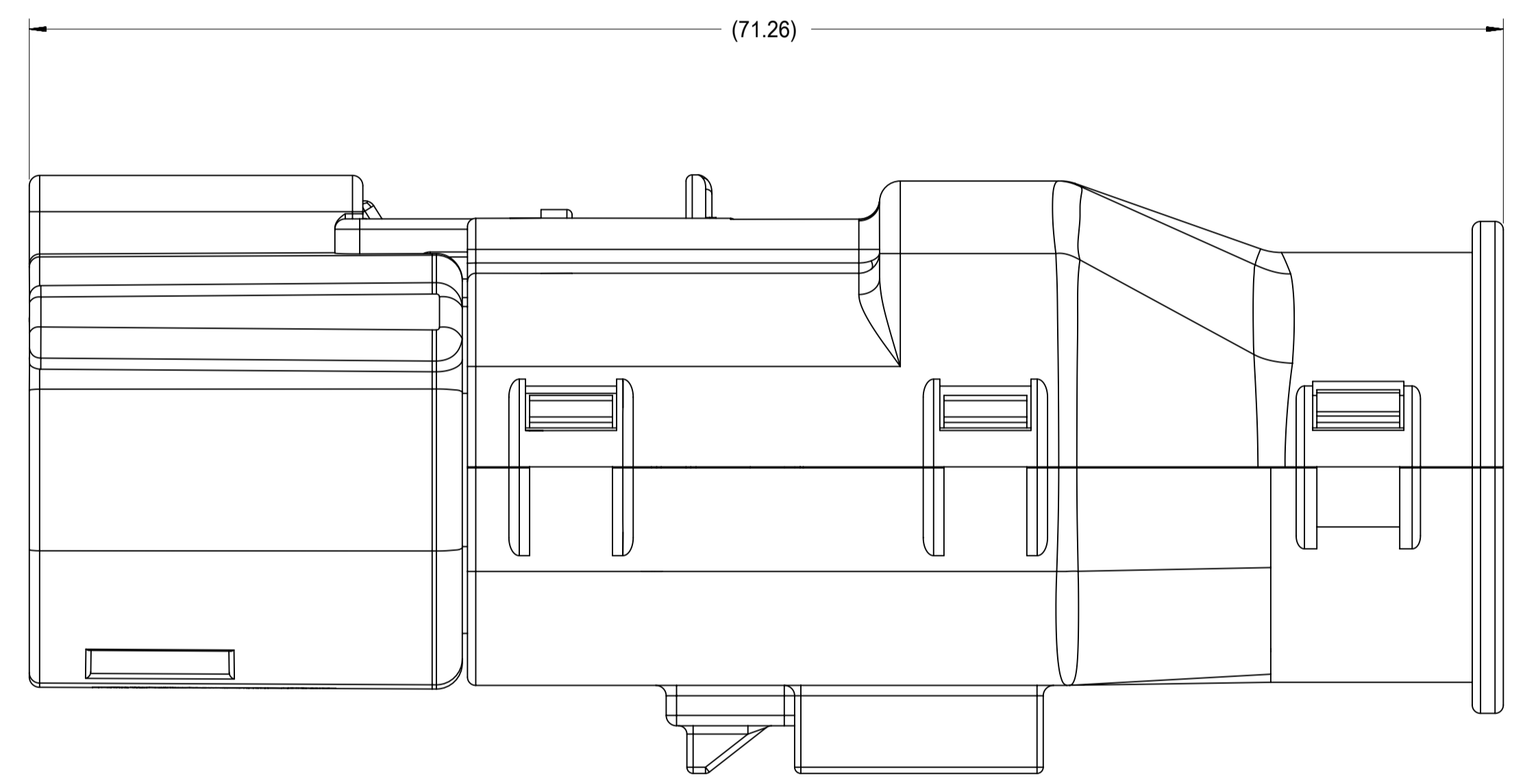


SYMBOLS		THIS DRAWING CONTAINS INFORMATION THAT IS PROPRIETARY TO MOLEX ELECTRONIC TECHNOLOGIES, LLC AND SHOULD NOT BE USED WITHOUT WRITTEN PERMISSION		CURRENT REV DESC:					
		DIMENSION UNITS	SCALE						DOCUMENT NUMBER
▽ = 0		mm	3:1	EC NO: 171650		SD-33472-0001	PSD	001	C2
▽ = 0		GENERAL TOLERANCES (UNLESS SPECIFIED)		DRWN: DDEB 2018/01/19		PRODUCT CUSTOMER DRAWING			
▽ = 0		ANGULAR TOL ± 1.0°		CHK'D: MVANSLAMBROU 2018/02/16					
▽ = 0	4 PLACES	±		APPR: MVANSLAMBROU 2018/02/16		INITIAL REVISION: DRWN: APROFFITT 2014/05/14 APPR: VKOSHY 2014/06/27			
▽ = 0	3 PLACES	±							
▽ = 0	2 PLACES	± 0.1				MATERIAL NUMBER: 33472 CUSTOMER: GENERAL MARKET SHEET NUMBER: 8 OF 11			
▽ = 0	1 PLACE	± 0.2							
⊠ = 0	0 PLACES	±		DRAFT WHERE APPLICABLE MUST REMAIN WITHIN DIMENSIONS					
■ = 0				THIRD ANGLE PROJECTION	DRAWING	SERIES			
▽ = 0					A1-SIZE	33472			



SHEET DESCRIPTION			
SCHLEMMER BACKSHELL CONFIGURATIONS			

CHARTED DIMENSIONS	
DESCRIPTION	DIMENSIONS
	H
2X3 W/ CLIPSLOT	N/A
2X3 W/O CLIPSLOT	28.50
2X4 W/ CLIPSLOT	N/A
2X4 W/O CLIPSLOT	30.75
2X6 W/ CLIPSLOT	N/A
2X6 W/O CLIPSLOT	35.83

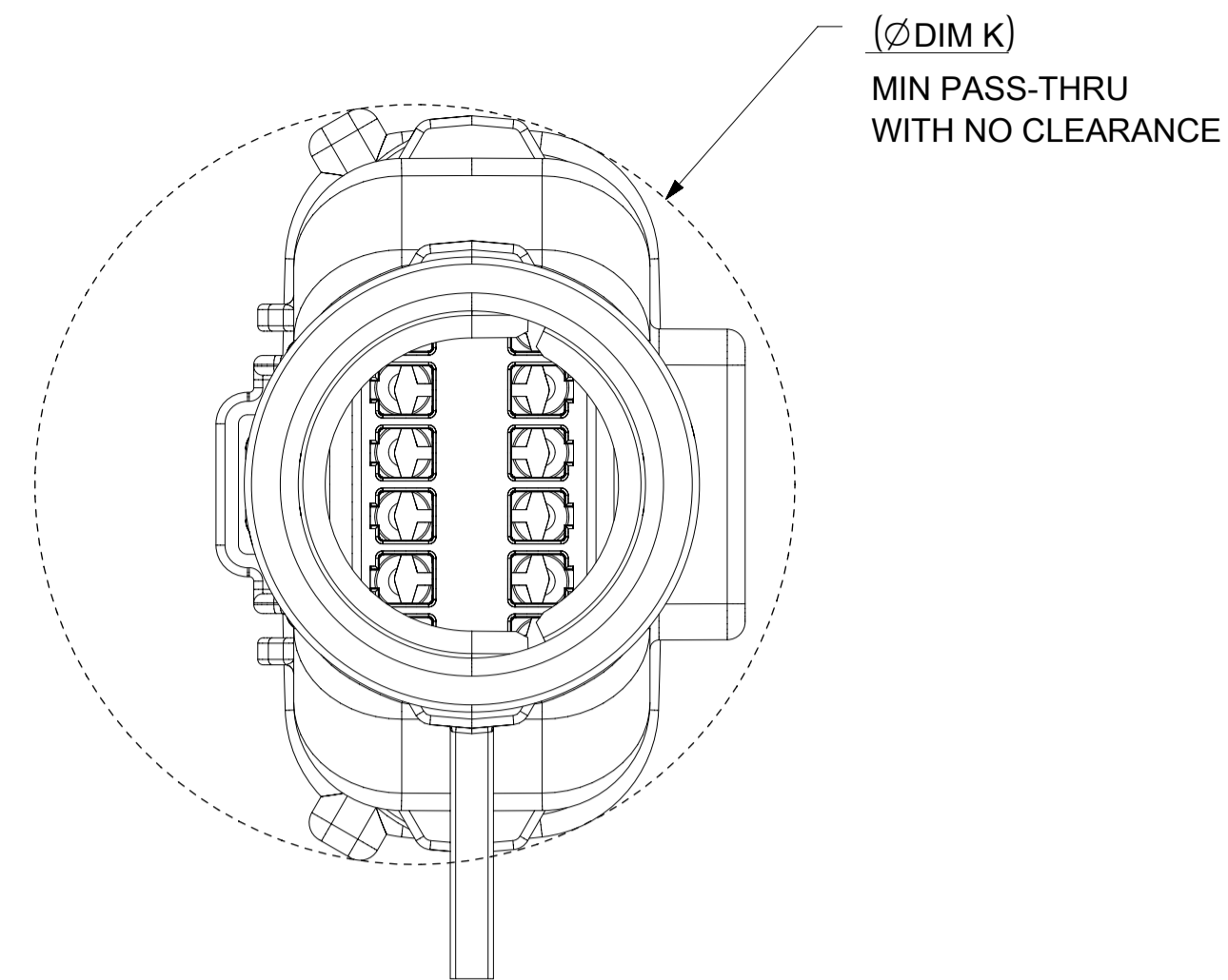
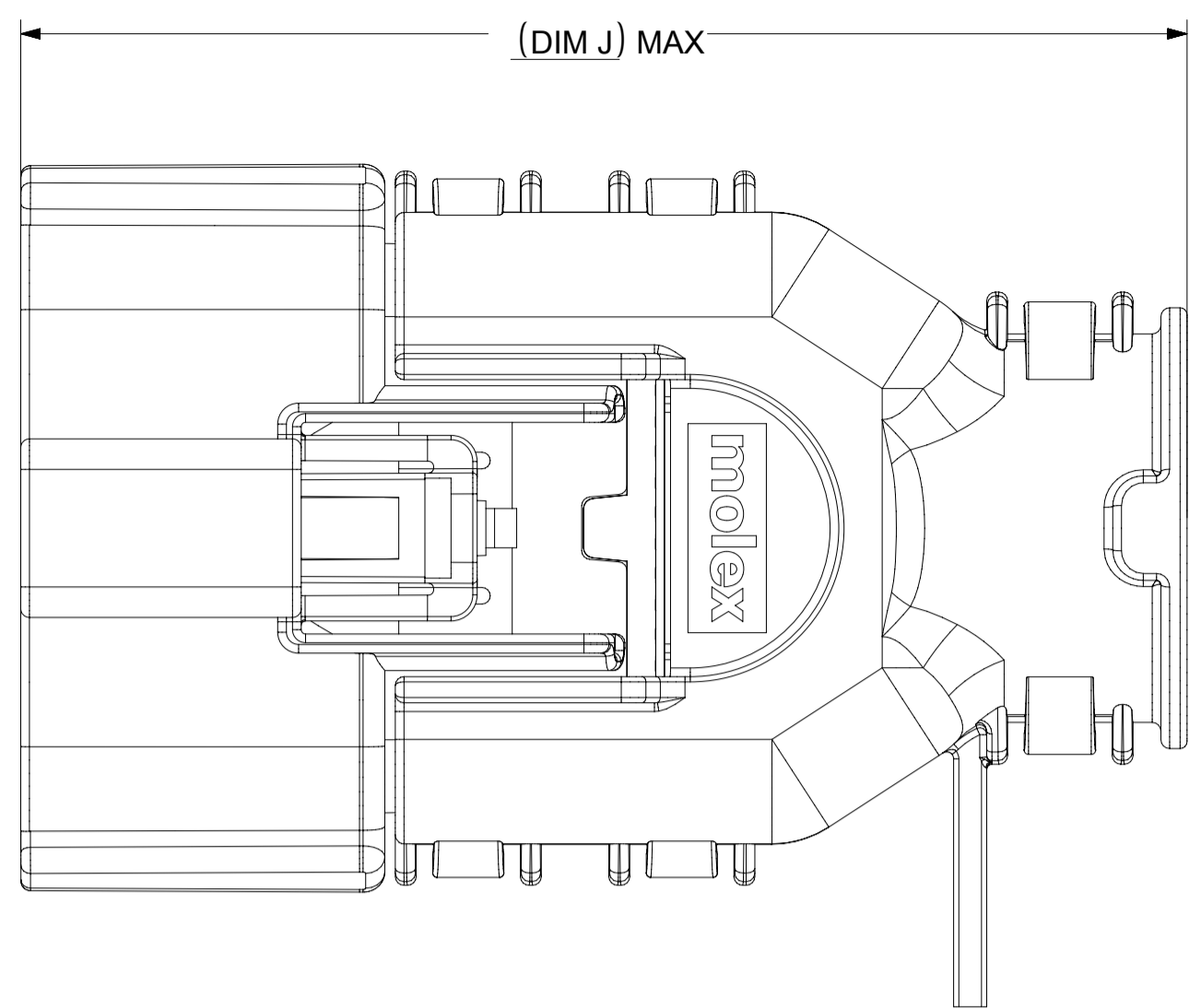


RECEPTACLE SEALED ASSEMBLY WITH RECEPTACLE BACKSHELL

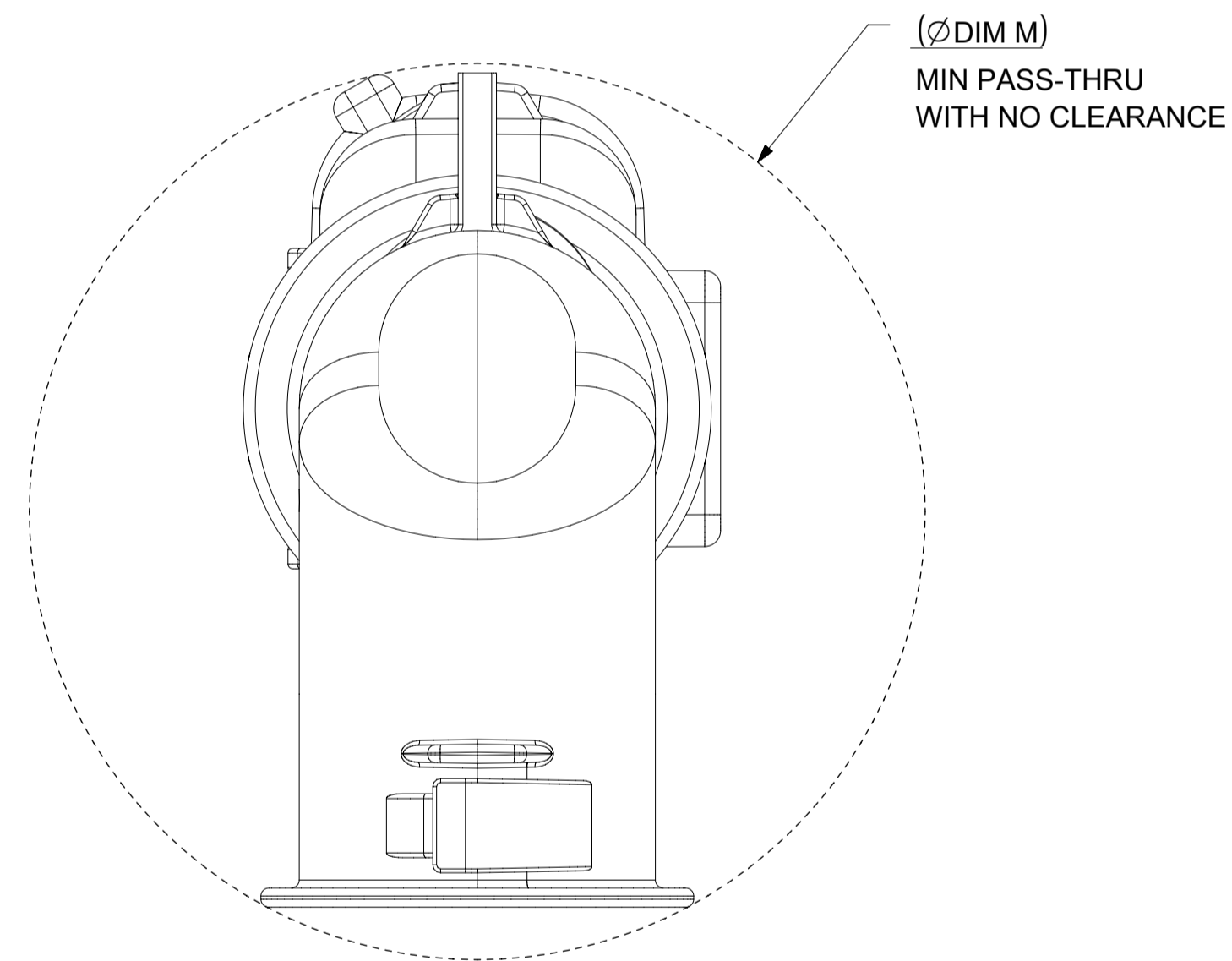
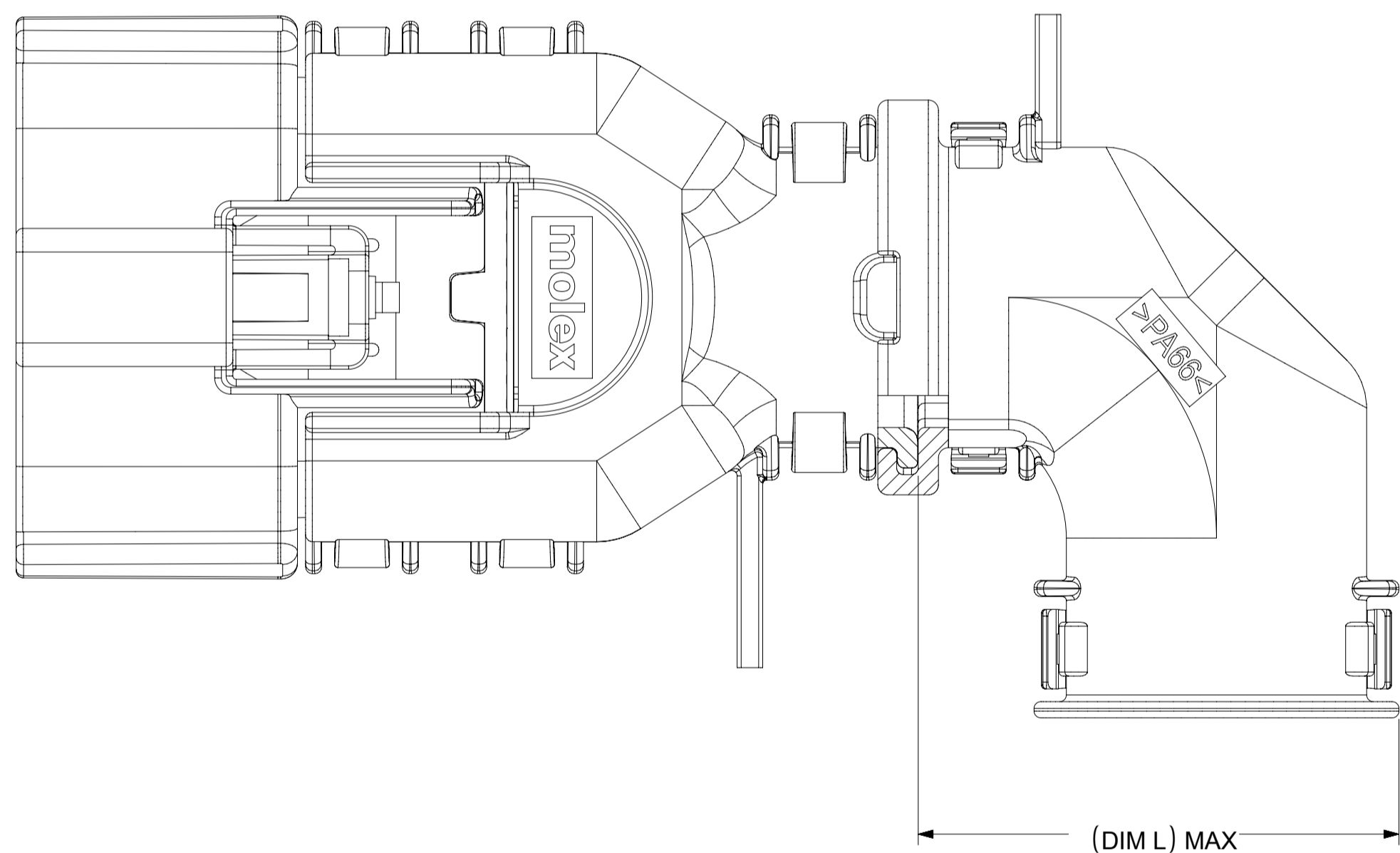
<b>QUALITY SYMBOLS</b> FA = 0 FE = 0 FE = 0 ▼ = 0 C = 0 ☒ = 0 ■ = 0 ∇ = 0	THIS DRAWING CONTAINS INFORMATION THAT IS PROPRIETARY TO MOLEX ELECTRONIC TECHNOLOGIES, LLC AND SHOULD NOT BE USED WITHOUT WRITTEN PERMISSION										
	EC NO: 171650 DRWN: DDEB CHKD: MYANSLAMBROU APPR: MYANSLAMBROU	2018/01/19 2018/02/16 2018/02/16	GENERAL TOLERANCES (UNLESS SPECIFIED) ANGULAR TOL ± 1.0 ° 4 PLACES ± 3 PLACES ± 2 PLACES ± 0.1 1 PLACE ± 0.2 0 PLACES ± DRAFT WHERE APPLICABLE MUST REMAIN WITHIN DIMENSIONS	DIMENSION UNITS <b>mm</b>	SCALE <b>4:1</b>	DRWN BY APROFFITT	DATE 2014/05/14	CHK'D BY KBORUSZEWSKI	DATE 2014/06/16	APPR BY VKOSHY	DATE 2014/06/27
	<b>C2</b>		DRAWING SIZE <b>A1</b>	THIRD ANGLE PROJECTION	<b>molex</b> <sup>®</sup>		MX150 RCPT DUAL ROW SEALED ASSEMBLY MAT SEAL		PRODUCT CUSTOMER DRAWING		
	RELEASE STATUS <b>P1</b>	RELEASE DATE 2018/02/16	22:02:25	SERIES 33472	MATERIAL NUMBER	CUSTOMER GENERAL MARKET	DOCUMENT NUMBER SD-33472-0001	DOC TYPE PSD	DOC PART 001	SHEET NUMBER 9 OF 11	1

**SHEET DESCRIPTION**  
MOLEX BACKSHELL CONFIGURATIONS

DESCRIPTION	DIMENSIONS			
	J	K	L	M
2X2 W/O CLIPSLOT	TBD	TBD	TBD	TBD
2X2 W/ CLIP SLOT	TBD	TBD	TBD	TBD
2X2 LENGTHENED	TBD	TBD	TBD	TBD
2X4 W/ CLIPSLOT	58.39	32.85	32.10	44.26
2X4 W/O CLIPSLOT	N/A	N/A	N/A	N/A
2X8 W/ CLIPSLOT	67.19	42.65	36.10	56.49
2X8 W/O CLIPSLOT	N/A	N/A	N/A	N/A
2X10 W/ CLIPSLOT	67.19	42.65	36.10	56.49
2X10 W/O CLIPSLOT	N/A	N/A	N/A	N/A

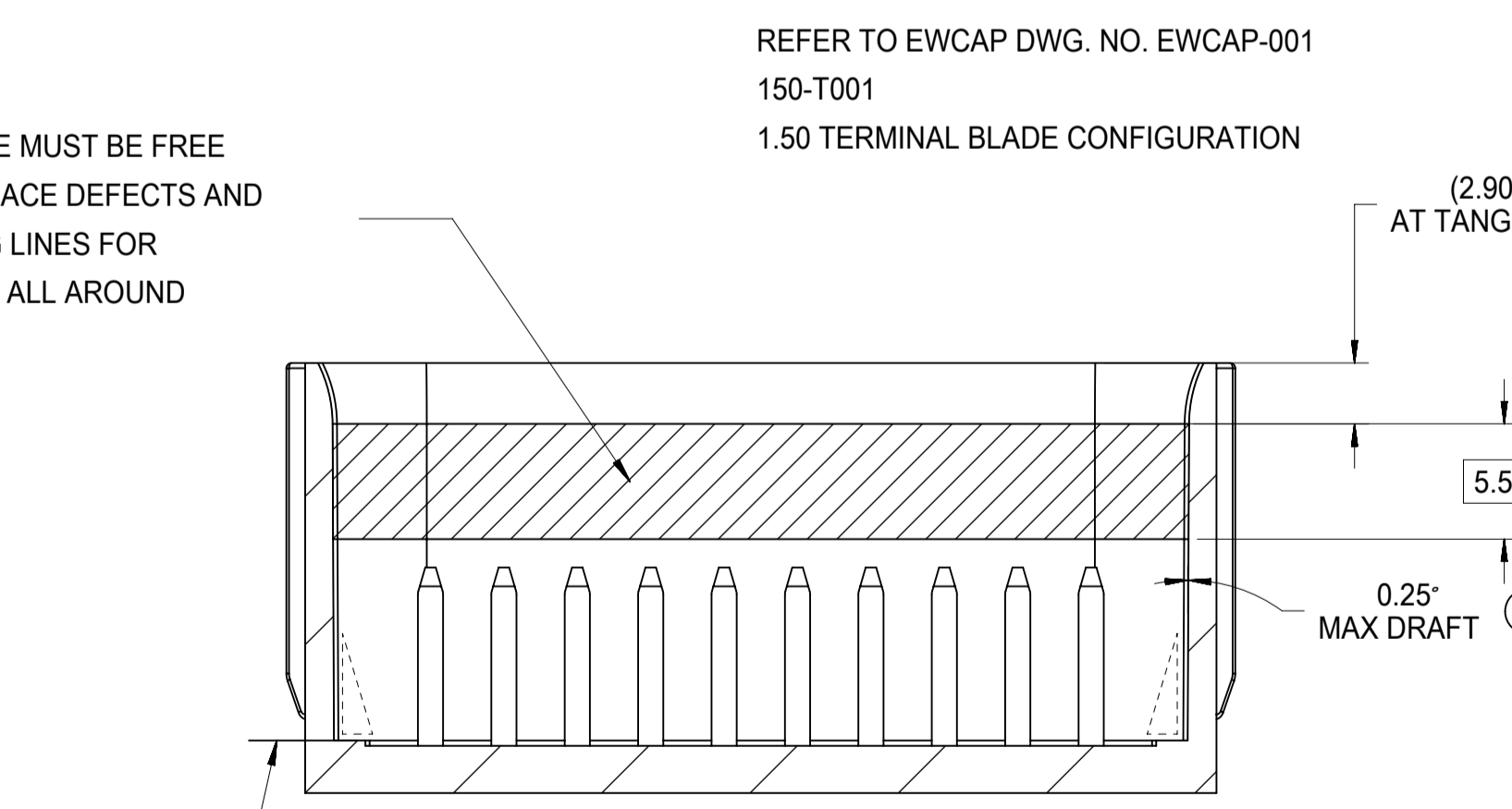
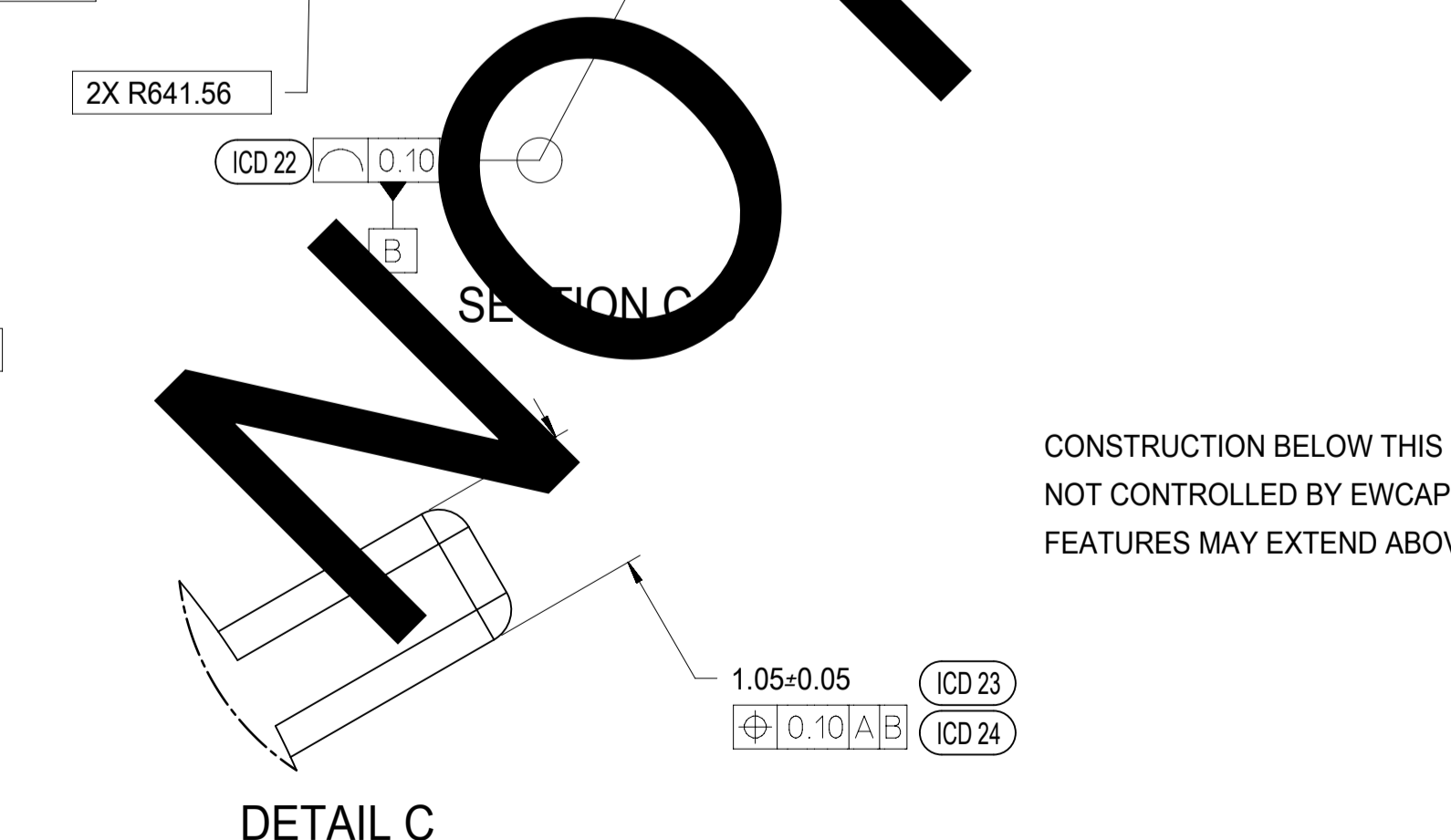
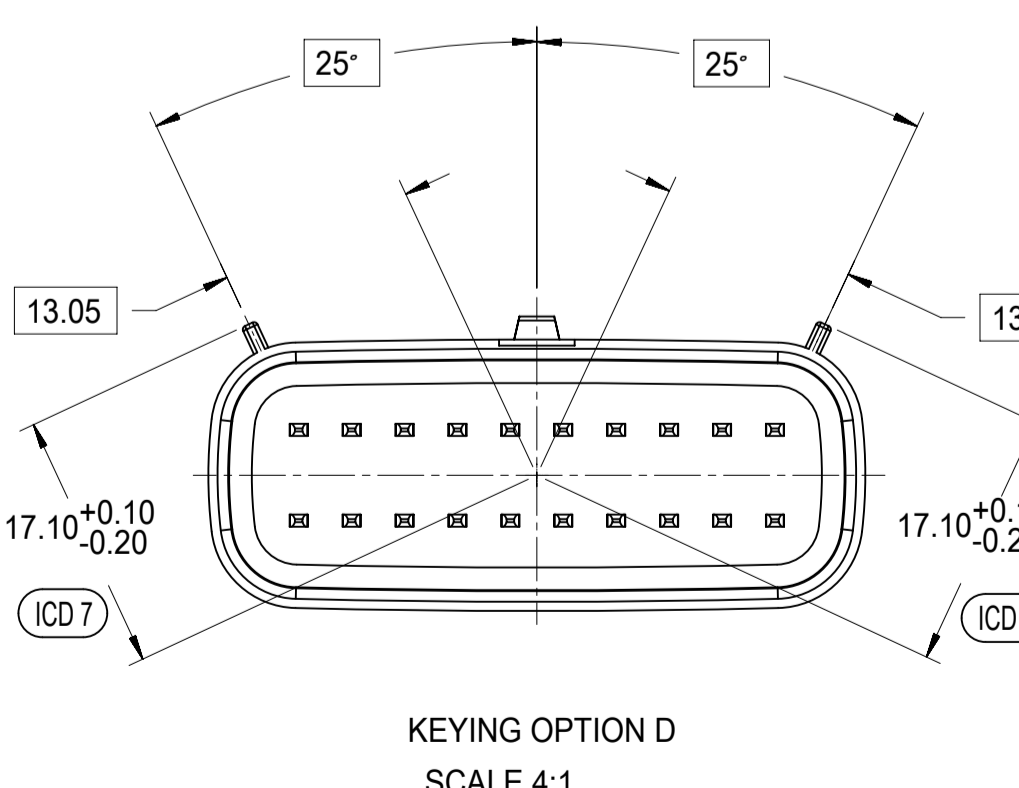
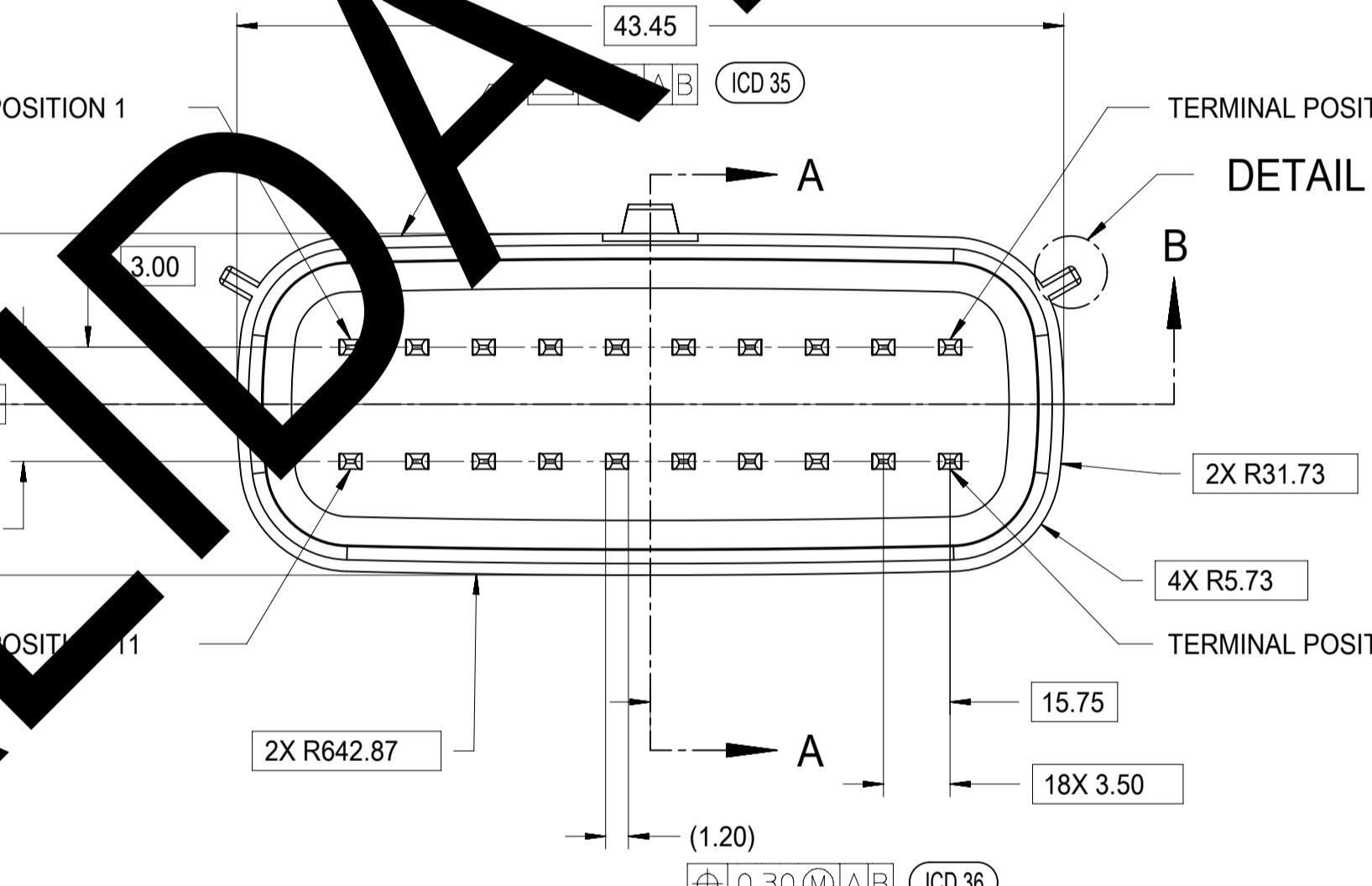
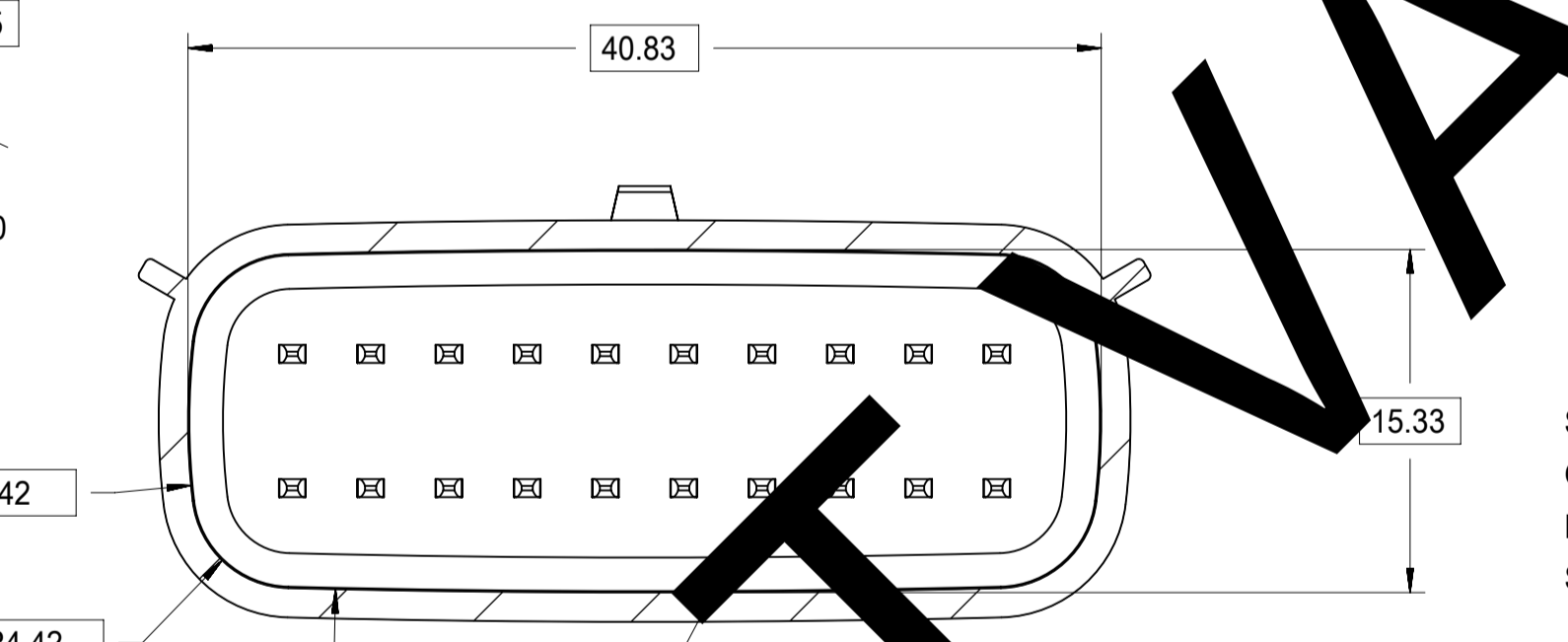
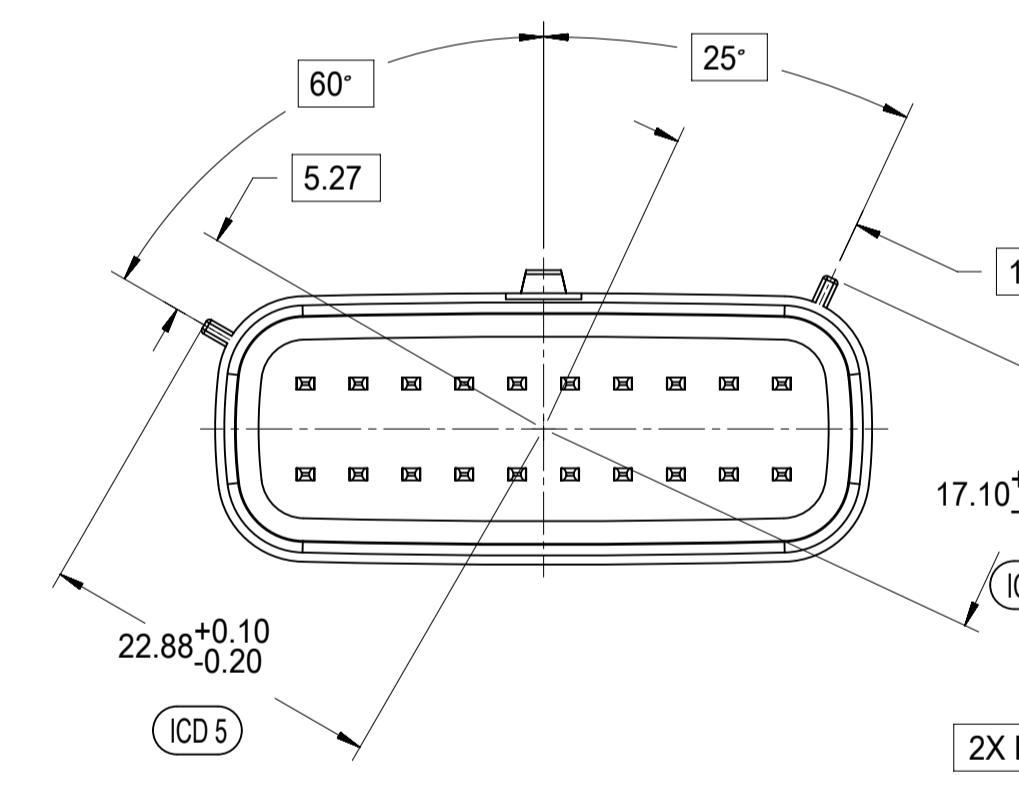
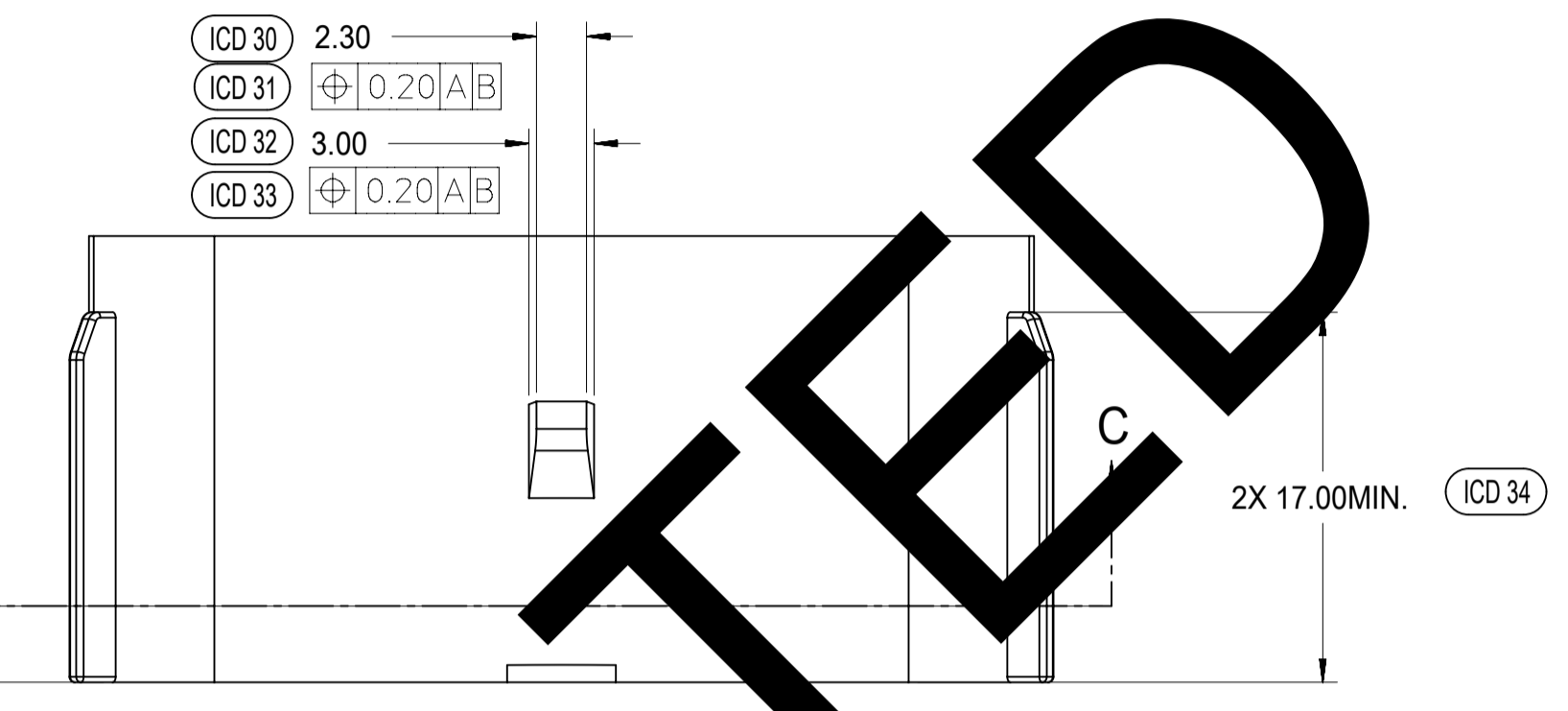
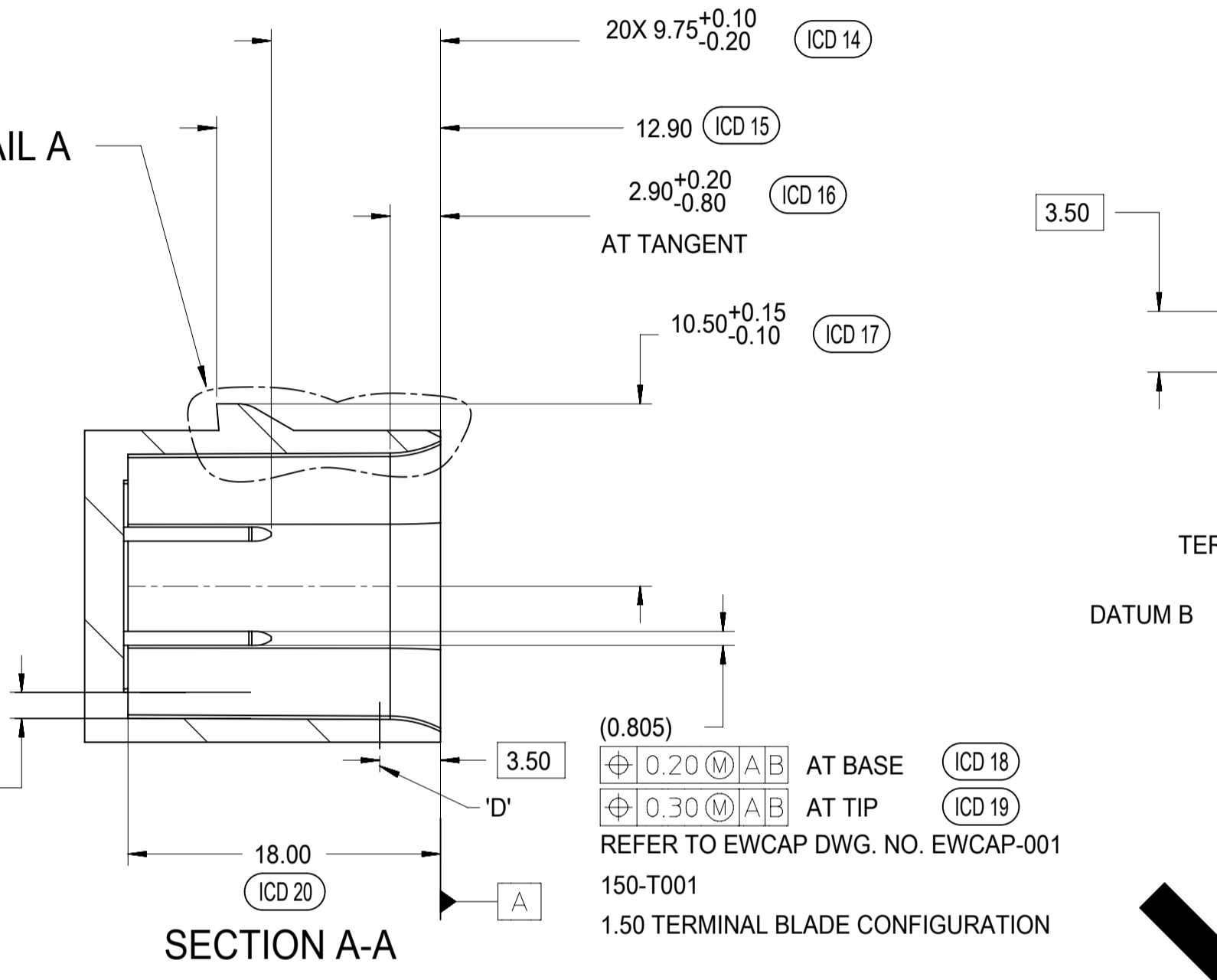
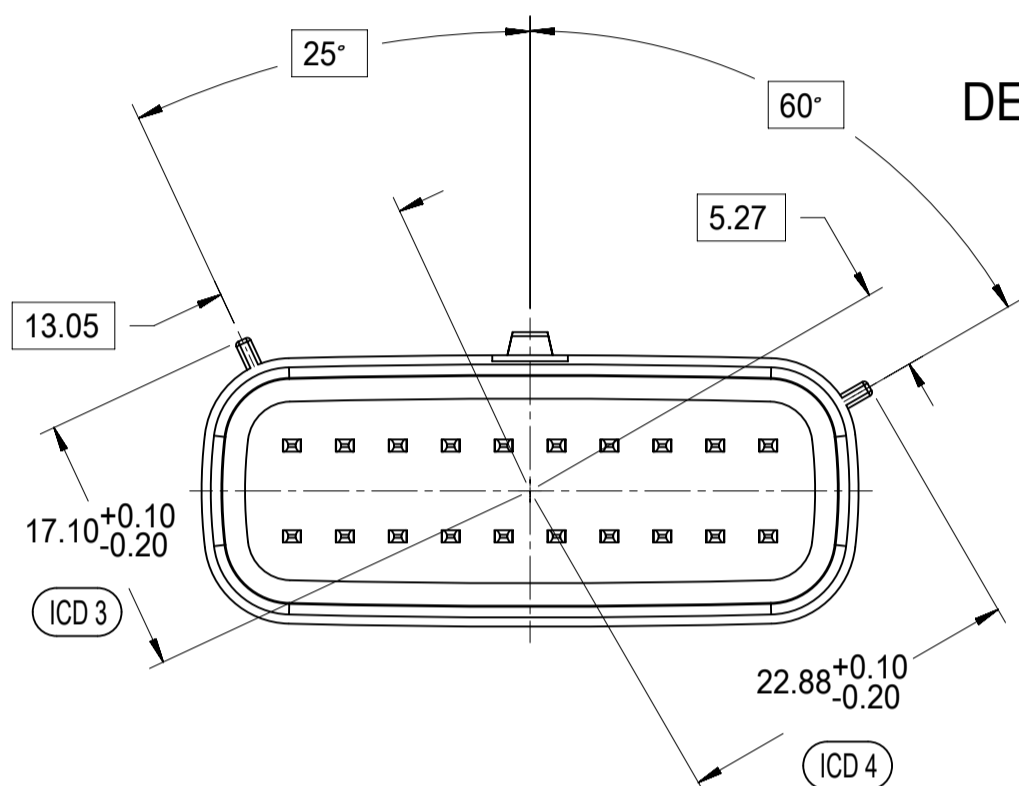
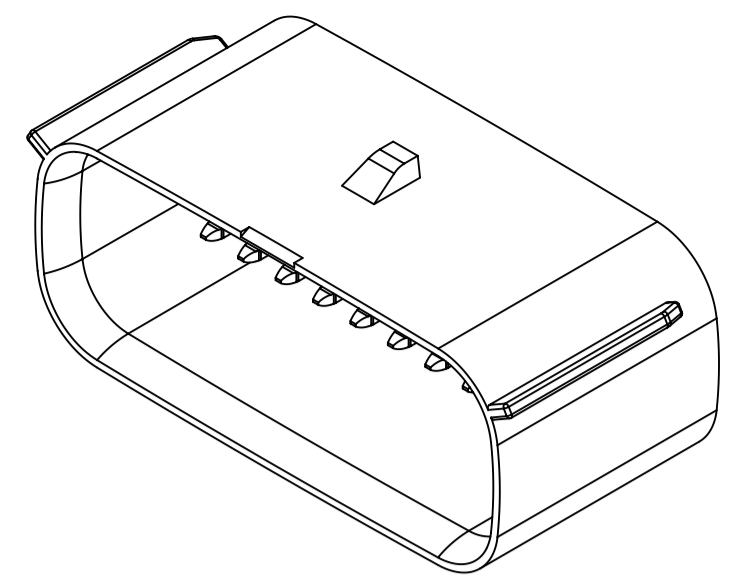
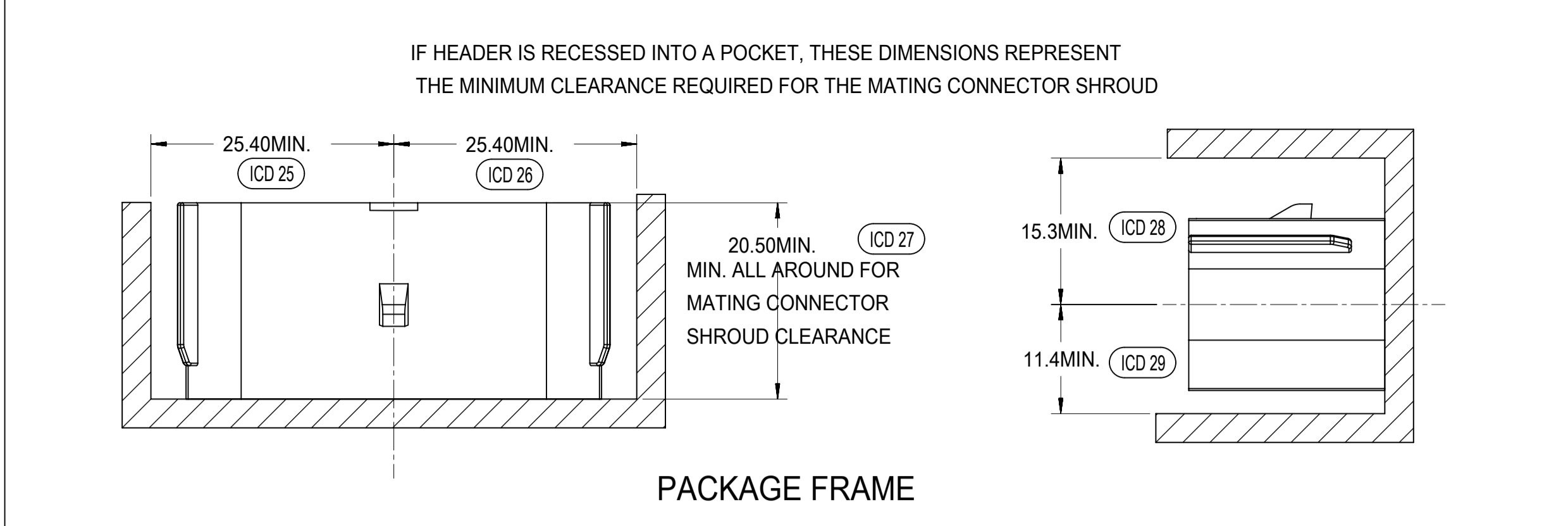
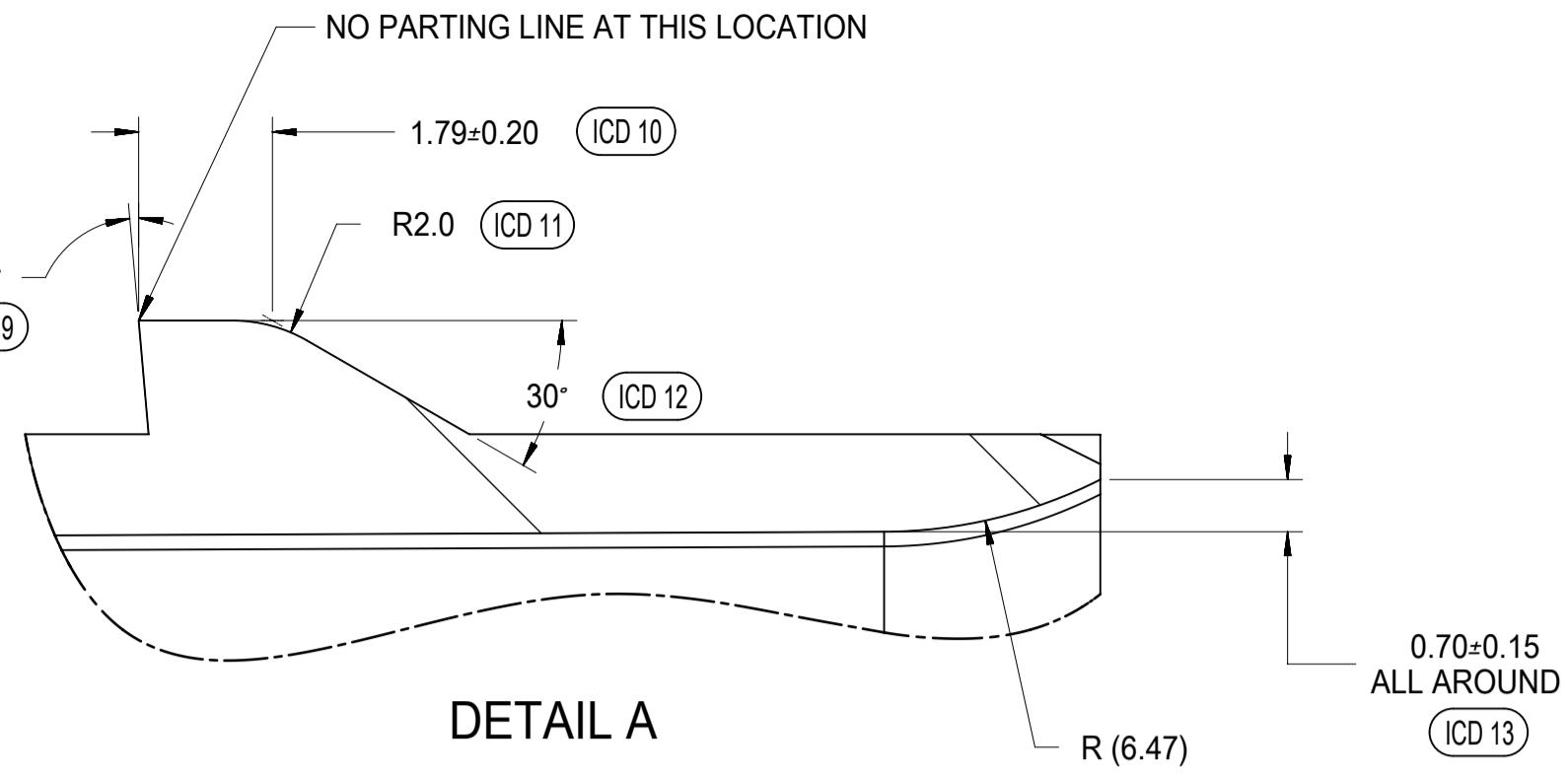
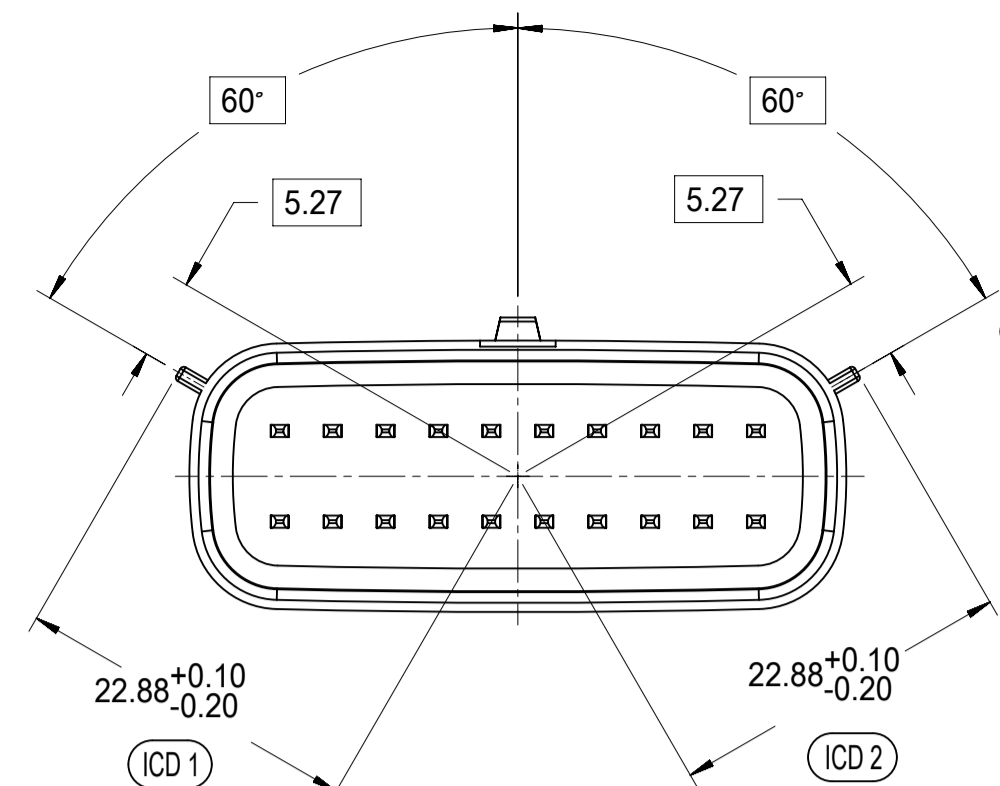


RECEPTACLE SEALED ASSEMBLY WITH RECEPTACLE BACKSHELL



ADD THE VALUE OF 'L' TO THE TOTAL DIMENSION  
WHENEVER ADAPTOR IS USED

<b>SYMBOLS</b> THIS DRAWING CONTAINS INFORMATION THAT IS PROPRIETARY TO MOLEX ELECTRONIC TECHNOLOGIES, LLC AND SHOULD NOT BE USED WITHOUT WRITTEN PERMISSION DIMENSION UNITS: mm SCALE: 2.5:1 GENERAL TOLERANCES (UNLESS SPECIFIED) ANGULAR TOL ± 1.0° 4 PLACES ± 3 PLACES ± 2 PLACES ± 0.1 1 PLACE ± 0.2 0 PLACES ± DRAFT WHERE APPLICABLE MUST REMAIN WITHIN DIMENSIONS	CURRENT REV DESC:  EC NO: 171650 DRWN: DDEB 2018/01/19 CHK'D: MVANSLAMBROU 2018/02/16 APPR: MVANSLAMBROU 2018/02/16		
	INITIAL REVISION: DRWN: APROFFITT 2014/05/14 APPR: VKOSHY 2014/06/27	PRODUCT CUSTOMER DRAWING DOCUMENT NUMBER: SD-33472-0001 DOC TYPE: PSD DOC PART: 001 REVISION: C2	
THIRD ANGLE PROJECTION 	DRAWING: A1-SIZE SERIES: 33472	MATERIAL NUMBER:	CUSTOMER: GENERAL MARKET SHEET NUMBER: 10 OF 11



- MATING INTERFACE NOTES: VALID UNLESS OTHERWISE SPECIFIED
- GENERAL:
    - DESIGNED TO MATE WITH MOLEX CONNECTOR 33472-2XXX & 160008-0XXX & 160074-0XXX. A FULL SHROUD ON THE MATING CONNECTOR IS REQUIRED TO INSURE THAT THE CONNECTOR-HEADER POLARIZATION FEATURES (OPTIONS A THRU D) WILL FUNCTION. THE FULL SHROUD ALSO PREVENTS SCOOP DAMAGE TO THE HEADER PINS. REFER TO 'SAE/USCAR-12 CONNECTOR DESIGN GUIDE LINES' FOR ADDITIONAL INFORMATION.
    - PARTS MUST BE IN COMPLIANCE TO MOLEX CHEMICAL SUBSTANCES FOR PRODUCTS AND PACKAGING SPECIFICATION: ES-40000-5016
    - FLAMMABILITY REQUIREMENT: PER ISO3795 OR GM3191
      - BURN RATE 100mm/MIN MAXIMUM
      - MATERIAL MUST BE SELF EXTINGUISHING
  - MATERIALS:
    - MATERIAL: SPS/NYLON GF20, REGRIND 20% MAX BY WEIGHT
    - STANDARD COLORS FOR POLARIZATION (SEE KEYING OPTIONS TABLE). DEVIATION REQUIRES APPROVAL OF AUTHORIZED PERSON
    - FOR BLADE BASE MATERIAL, PLATING AND PROCESS LUBRICANT:
      - TIN: - BASE MATERIAL: COPPER ALLOY, CONDUCTIVITY >=60% IACS AT 20°C; TENSILE STRENGTH >= 410 N/mm<sup>2</sup> P - BARRIER MATERIAL: NICKEL DEPOSIT FROM NICKEL SULFAMATE PLATING SOLUTION W/O ANY ADDITIVES THICKNESS: 1.25 - 2.25 MICROMETERS - TOP LAYER: 100% ELECTRO-DEPOSITED TIN, MATTE FINISH THICKNESS: 2.5 - 4.0 MICROMETERS
      - SILVER: - BARRIER MATERIAL: ELECTRO-DEPOSITED DUCTILE SULPHAMATE NICKEL THICKNESS: 1.25 - 2.25 MICROMETERS - TOP LAYER: ELECTRO-DEPOSITED SEMI-BRIGHT PURE SILVER (0.5% MAX IMPURITIES) OVER NICKEL ANTI-TARNISH TREATMENT EVERBRIGHT WS THICKNESS: 1.9 - 3.3 MICROMETERS
    - BLADES MUST CONFORM TO ES-40000-5007, EXCEPT FOR SPECULAR REFLECTIVITY - SECTION 6.0
    - ANY PROCESS LUBRICANT REMAINING ON THE TERMINAL MUST NOT VARNISH OR DEGRADE IT'S ELECTRICAL PERFORMANCE UP TO A MAXIMUM CLASS AMBIENT TEMPERATURE PER SAE USCAR-2 FOR 1008 HOURS, PROCESS LUBRICANTS SHOULD BE APPROVED BY THE RESPONSIBLE ENGINEER.
    - INFORMATION FOR BLADE DESIGN WAS DEVELOPED FROM EWCAP DWG: EWCAP-001
  - GEOMETRY:
    - THIS IS A 100% CAD GENERATED PART. THE CAD MATHEMATICAL DATA IS THE MASTER FOR THIS PART. FOR DIMENSIONAL OR ANY INFORMATION NOT SHOWN ON THIS DRAWING, ANALYZE THE CAD MODEL.
    - GEOMETRIC DIMENSIONS AND TOLERANCES PER ASME Y14.5M - 1994
    - GENERAL TOLERANCES: SEE TITLE BLOCK
    - EDGES AND UNDIMENSIONED DETAILS PER ISO13715
  - MANUFACTURING:
    - DRAFT TO BE WITHIN TOLERANCE. PLUS DRAFT - INDICATES A DIMENSION REPRESENTS THE SMALLEST SIZE OF A FEATURE. DRAFT WILL ADD MATERIAL. MINUS DRAFT - INDICATES A DIMENSION REPRESENTS THE LARGEST SIZE OF A FEATURE. DRAFT WILL REMOVE MATERIAL.
    - ALLOWABLE FLASH MAX 0.20 HIGH BY MAX 0.13 THICK.
    - ALLOWABLE SPLIT/PARTING LINE MISMATCH 0.2 MAX.
    - VISUAL DEFECTS SHALL MEET COSMETIC STANDARD PS-45499-002 (Class B)
    - NO EXTERNAL MOLD RELEASE AGENT ALLOWED DURING MANUFACTURING
    - NO PARTING LINES, NO DRAFT, MISMATCHES OR EJECTOR MARKS PERMISSIBLE WITHIN SEALING SURFACE. SEALING SURFACE TOOLING TO BE PROCESSED

NOT VALIDATED

<b>SYMBOLS</b> THIS DRAWING CONTAINS INFORMATION THAT IS PROPRIETARY TO MOLEX ELECTRONIC TECHNOLOGIES, LLC AND SHOULD NOT BE USED WITHOUT WRITTEN PERMISSION FROM MOLEX. DIMENSION UNITS: <b>mm</b> SCALE: <b>1:1</b> GENERAL TOLERANCES (UNLESS SPECIFIED): ANGULAR TOL: ± 1.0° 4 PLACES: ± 3 PLACES: ± 2 PLACES: ± 0.1 1 PLACE: ± 0.2 0 PLACES: ± DRAFT WHERE APPLICABLE MUST REMAIN WITHIN DIMENSIONS	CURRENT REV DESC: EC NO: 171650 DRWN: DDEB 2018/01/19 CHK'D: MVANSLAMBROU 2018/02/16 APPR: MVANSLAMBROU 2018/02/16 INITIAL REVISION: DRWN: APROFFITT 2014/05/14 APPR: VKOSHY 2014/06/27	<b>molex</b> MX150 RCPT DUAL ROW SEALED ASSEMBLY MAT SEAL PRODUCT CUSTOMER DRAWING
	DOCUMENT NUMBER: <b>SD-33472-0001</b> DOC TYPE: PSD DOC PART: 001 REVISION: C2	MATERIAL NUMBER: 33472 CUSTOMER: GENERAL MARKET SHEET NUMBER: 11 OF 11

150-S-020-2-D02	D	STONE GRAY
150-S-020-2-C02	C	DK GRAY
150-S-020-2-B02	B	LT GRAY
150-S-020-2-A02	A	BLACK
PIN	OPTION	MATING CONNECTOR COLOR
DOCUMENT STATUS	P1	RELEASE DATE
		2018/02/16 22:02:25

DETAIL C SCALE 20:1  
 APPLIES 2X  
 SEE KEYING OPTION VIEWS FOR POSITIONS

## X-ON Electronics

Largest Supplier of Electrical and Electronic Components

*Click to view similar products for [Automotive Connectors](#) category:*

*Click to view products by [Molex](#) manufacturer:*

Other Similar products are found below :

[003-018-000](#) [60403001](#) [60993906-B](#) [M902-2131](#) [M902-2161](#) [72.330.1035.1](#) [73.353.4028.0](#) [F119300-B](#) [F166900](#) [F258300-B](#) [F358300-B](#)  
[F407400](#) [F444110](#) [F487000](#) [F509500B-B](#) [827153-1](#) [8N1515-32-24P](#) [9-1326729-8](#) [925474-1](#) [928905-1](#) [964562-4](#) [968782-1](#) [GT17SA-8DS-](#)  
[HU](#) [98891-1012](#) [98947-1016](#) [12004147](#) [12004475-L](#) [12010290](#) [12010309-B](#) [12015454](#) [12020219-B](#) [12020308](#) [12041318-B](#) [12052466](#)  
[12059125](#) [12064869](#) [12004327-B](#) [12010503-B](#) [12015308](#) [12015384](#) [12015909](#) [1-21030-1](#) [12041254](#) [12041318](#) [12047946-B](#) [12047957](#)  
[12047957-L](#) [12059473](#) [12066261](#) [12110546](#)