

DWG. NO.
SD-35301-003

SIMILAR ITEM

PROJECT NO.


5

4

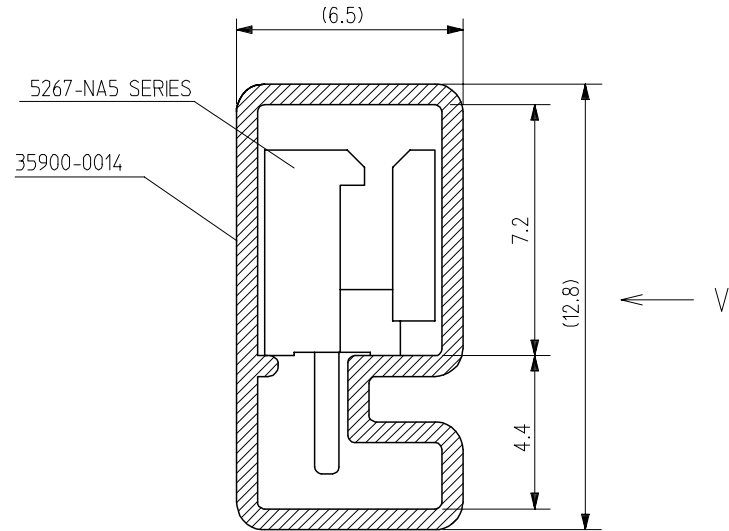
3

2

1



VIEW V



NOTES

1. PACKING TYPE : STOPPER & STICKER LOCKING TYPE(GENERAL)
: VINYL & STOPPER LOCKING TYPE(FOR S/S)
2. THICKNESS : 0.6 t
3. LENGTH : 550 mm

3	35301-0340	353010340	50	5267-NA5
2	35301-0240	353010240	70	SERIES
CKTS	ENG NO.	MAT'L NO.	Q'TY/TUBE	USED ON

NEW RELEASED EC NO. KOR2006-0082 DRWN: KSKIM(060109) CH'K: Y.Soo.KIM APPR: S.H.CHOI	DESCRIPTION REV	QUALITY SYMBOLS MAJOR = CRITICAL =	GENERAL TOLERANCES: (UNLESS SPECIFIED)		SCALE 5 : 1	DESIGN UNITS <input checked="" type="checkbox"/> mm <input type="checkbox"/> INCH	THIRD ANGLE PROJECTION 	DIMENSIONS: <input type="checkbox"/> mm <input type="checkbox"/> INCH <input checked="" type="checkbox"/> mm ONLY	SHT	REV
		4 PLACES ±0. ±.	DRAWN BY & DATE K.S.KIM(010112)	TITLE: TUBE PACKAGED FOR 5267-NA5 SERIES						
		3 PLACES ±0. ±.	CHECKED BY & DATE Y.Soo.KIM							
		2 PLACES ±0. ±.	APPROVED BY & DATE S.H.CHOI	MOLEX INCORPORATED						
1 PLACE ±0.4 ±.	CAD FILENAME SD35301C.DGN	MATERIAL NO. SEE TABLE	DRAWING NO. SD-35301-003					SHEET NO 1 OF 1		
DRAFT WHERE APPLICABLE MUST REMAIN WITHIN DIMENSIONS		THIS DRAWING CONTAINS INFORMATION THAT IS PROPRIETARY TO MOLEX INCORPORATED AND SHOULD NOT BE USED WITHOUT WRITTEN PERMISSION.							SIZE A	

5

4

3

2

MX-A4

DWG. NO.

SIMILAR ITEM

PROJECT NO.

B

DO NOT SCALE DRAWING
DIMENSION IN METRIC

F

E

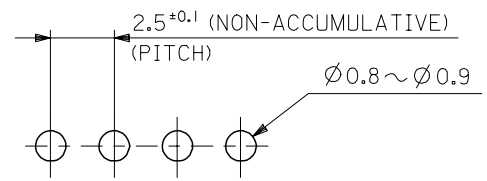
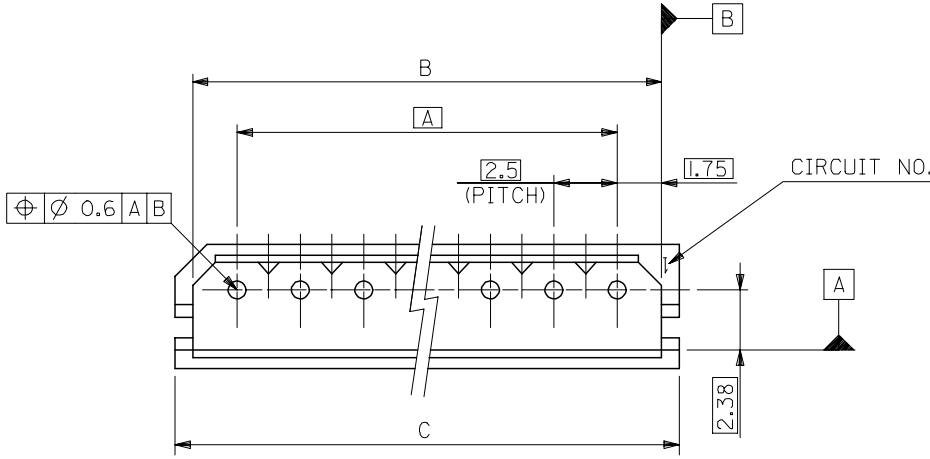
D

C

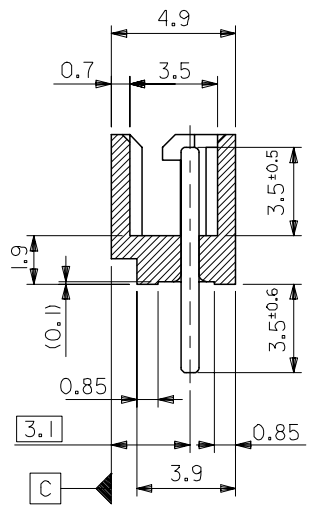
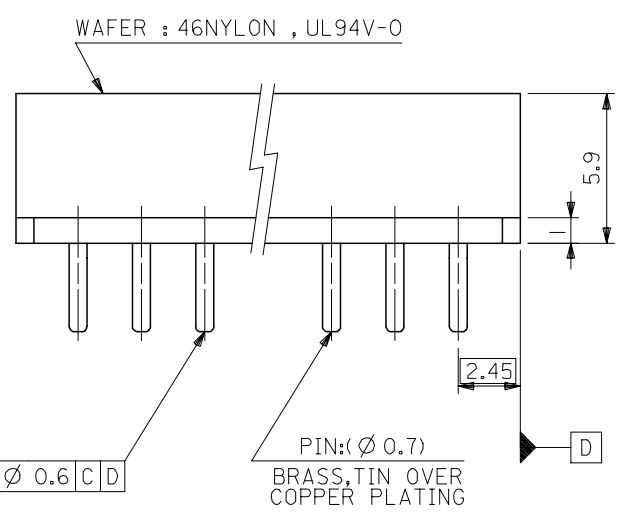
B

A

8 7 6 5 4 3 2 1



RECOMMENDED P.C.BOARD HOLE DIM.



NOTES:
1. MATES WITH : 5264 SERIES.

9.9	8.5	5	39-34-1036	5267-03A5	35301-0340	3
7.4	6	2.5	39-34-1026	5267-02A5	35301-0240	2
C	B	A	EDP NO.	ENG NO.	ENG NO.	NO OF CKT.
APPLIED CONNECTOR						

ANGLE	±3°
30 OVER	±0.3
10 OVER 30 UNDER	±0.25
10 UNDER	±0.2
GENERAL TOLERANCES	

NEW RELEASED
ECN NO. KOR2006-0082
DRWN: K.S.KIM (060102)
CHK: Y.Soo.KIM
APPR: SH.CHOI

QUALITY SYMBOLS
MAJOR =
CRITICAL =

GENERAL TOLERANCES:
(UNLESS SPECIFIED)

	mm	INCH
4 PLACES	±0.	±-
3 PLACES	±0.	±-
2 PLACES	±0.	±-
1 PLACE	±0.	±-

ANGULAR: ± °

DRAFT WHERE APPLICABLE MUST REMAIN WITHIN DIMENSIONS

SCALE 5:1
DESIGN UNITS mm INCH
DRAWN BY & DATE K.S.KIM (060102)
CHECKED BY & DATE Y.Soo.KIM
APPROVED BY & DATE SH.CHOI
CAD FILENAME

THIRD ANGLE PROJECTION mm INCH mm ONLY

TITLE: 2.5 LOW PROFILE WAFER ASS'Y

MOLEX INCORPORATED

MATERIAL NO. DRAWING NO. SD-35301-014 SHEET NO. 1 OF 1

THIS DRAWING CONTAINS INFORMATION THAT IS PROPRIETARY TO MOLEX INCORPORATED AND SHOULD NOT BE USED WITHOUT WRITTEN PERMISSION.

SIZE B

8 7 6 5 4 3 2 1 KOREA MX-A3

X-ON Electronics

Largest Supplier of Electrical and Electronic Components

Click to view similar products for [Headers & Wire Housings](#) category:

Click to view products by [Molex](#) manufacturer:

Other Similar products are found below :

[892-18-020-10-001101](#) [58102-G61-06LF](#) [582553-1](#) [0009485154](#) [009176003701906](#) [0050291907](#) [LY20-4P-DT1-P1E-BR](#) [02.125.8002.8](#)
[609-3404](#) [61062-3](#) [622-0430](#) [622-3653LF](#) [63453-116](#) [636-1030](#) [636-1427](#) [636-3427](#) [636-4007](#) [641938-9](#) [641991-4](#) [644827-2](#) [65817-010LF](#)
[65817-015LF](#) [65863-015LF](#) [66207-023LF](#) [67095-007LF](#) [67601157](#) [68648-049](#) [70.362.1628.0](#) [70-4210](#) [70-4226B](#) [70-4853B](#) [707-5020](#) [707-5028](#) [71.350.2428.0](#) [71918-208LF](#) [71961-016LF](#) [733-134](#) [733-162](#) [754199-000](#) [760-3052](#) [787-8014-00](#) [79531-3000](#) [FCN-360C032-B](#) [FCN-367T-T012/H](#) [FCN-723D010/2](#) [80.063.4001.1](#) [800-90-001-10-001000](#) [800-90-010-10-002000](#) [801-43-002-10-013000](#) [801-43-006-10-002000](#)