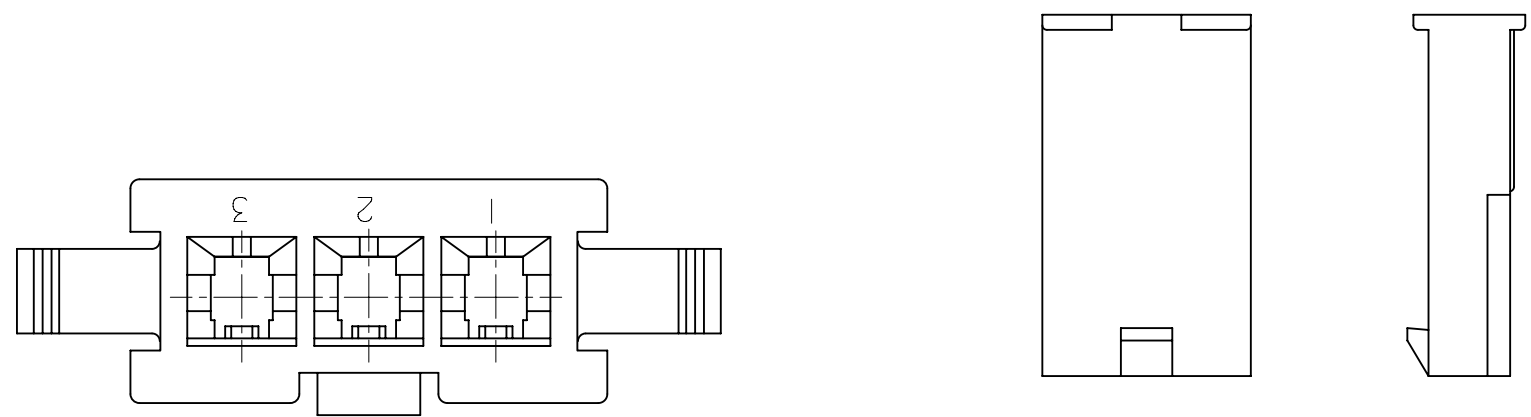
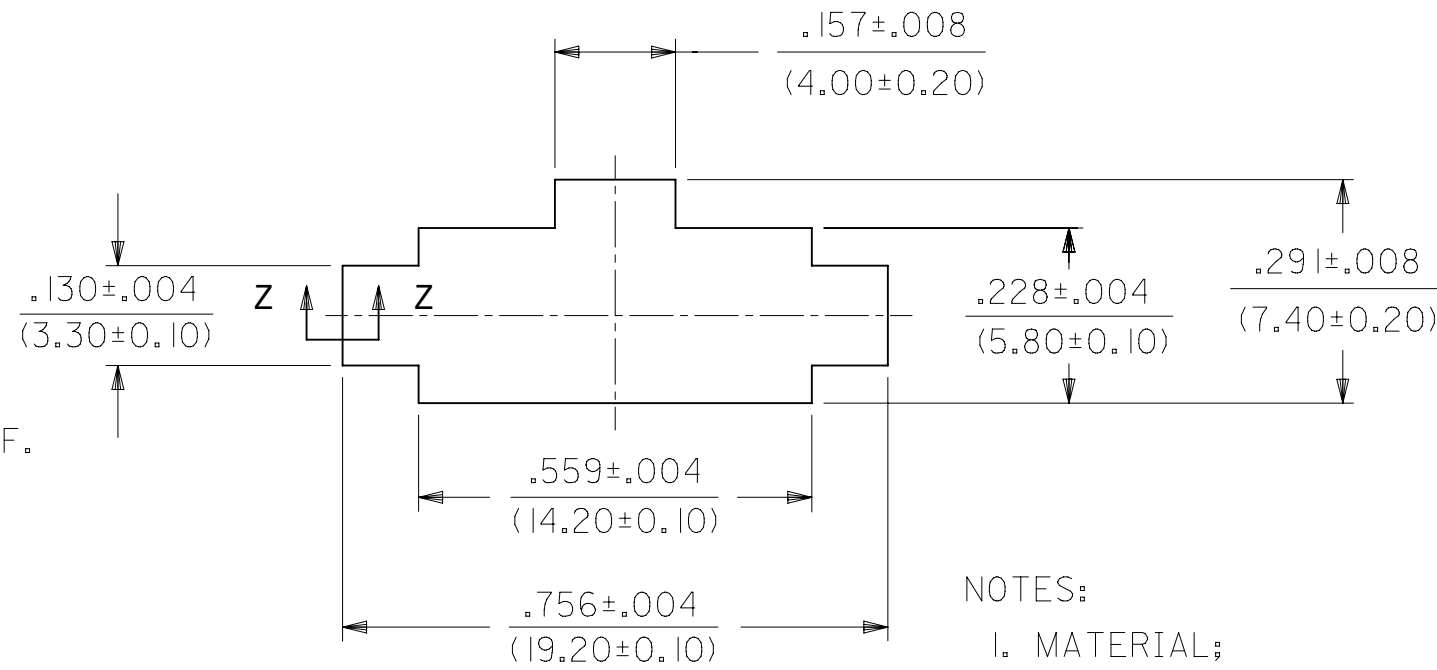
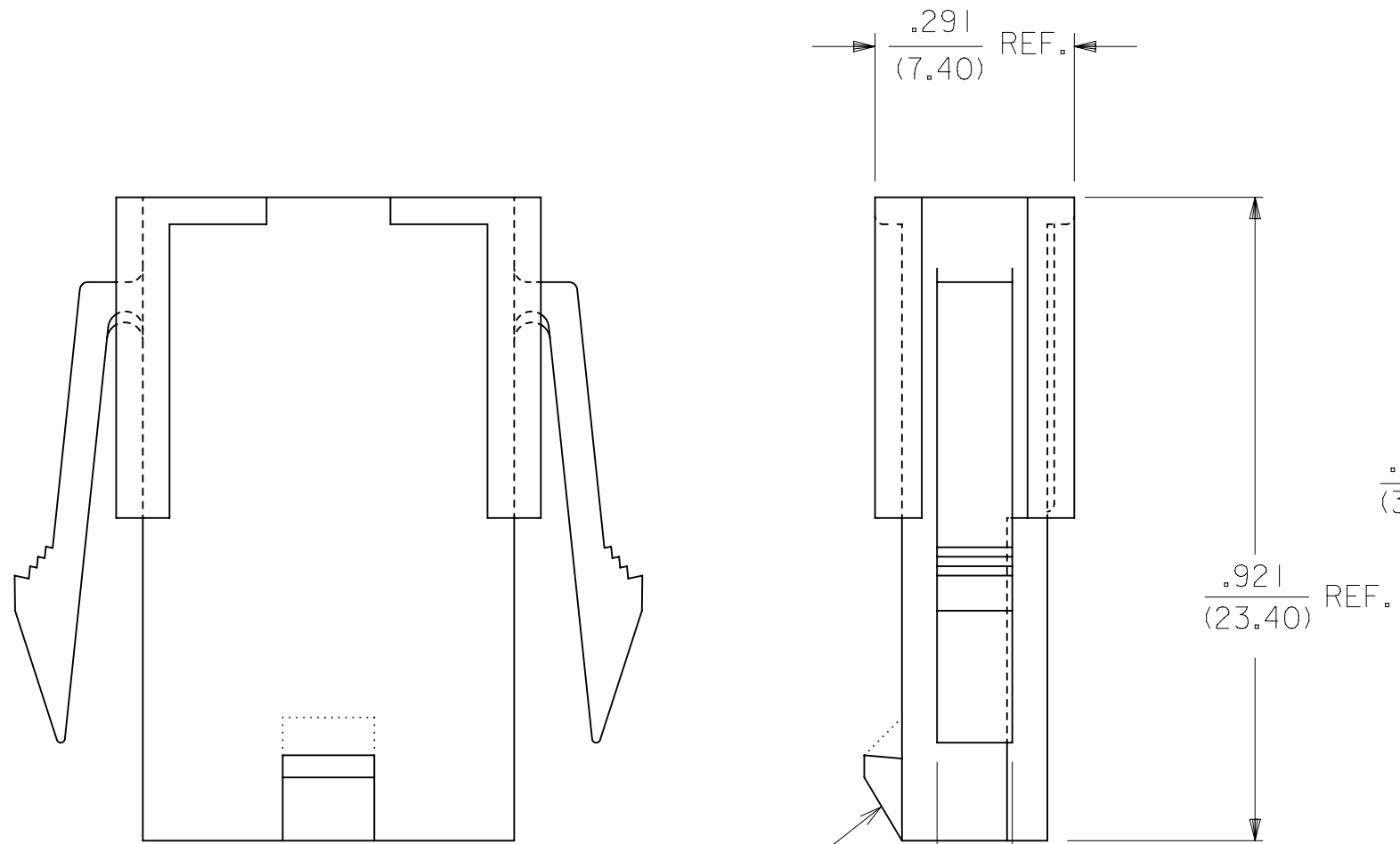
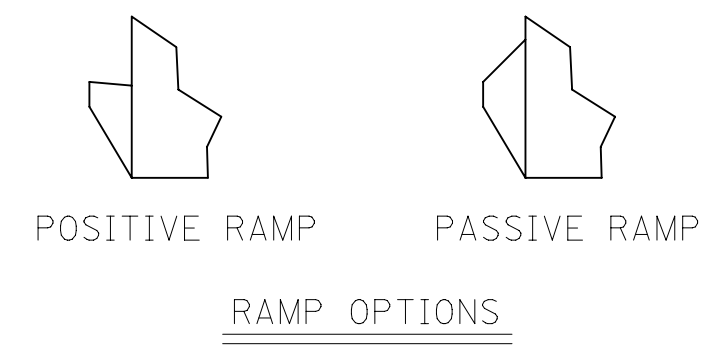


PART NO.	ENG. NO.	CKT. NO.	MOUNT OPTION	MAT'L.	RAMP OPTION
39-01-4032	5559-03P2	3	2	BLANK	POSITIVE
39-01-4033	5559-03P2-210	3	2	210	POSITIVE
46999-0291	5559-03P2-400	3	2	400	POSITIVE
39-01-4036	5559-03P3	3	3	BLANK	POSITIVE
39-01-4037	5559-03P3-210	3	3	210	POSITIVE
46999-0290	5559-03P3-400	3	3	400	POSITIVE
39-01-6030	5559-03P2-BL	3	2	BL	POSITIVE
39-01-6031	5559-03P3-BL	3	3	BL	POSITIVE
50-29-0088	5559-03P4	3	4	BLANK	PASSIVE
50-29-0089	5559-03P5	3	5	BLANK	PASSIVE
50-29-0091	5559-03P4-210	3	4	210	PASSIVE
50-29-0093	5559-03P4-BL	3	4	BL	PASSIVE
50-29-0094	5559-03P5-BL	3	5	BL	PASSIVE

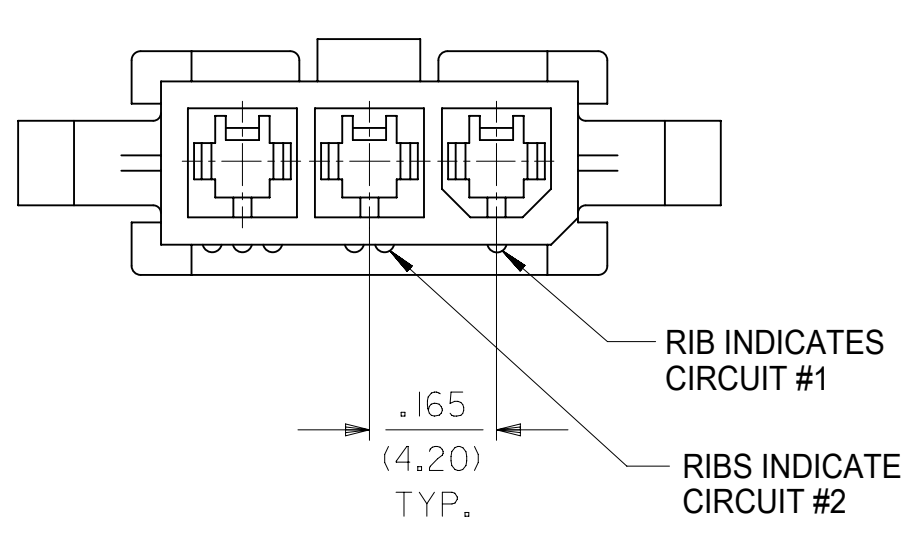
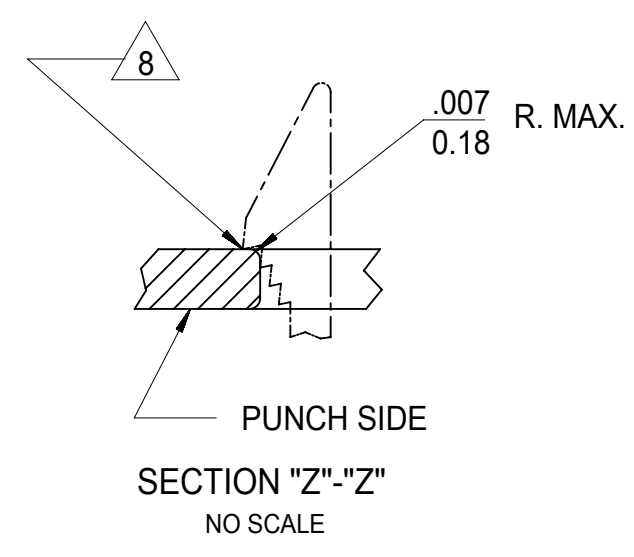


5559-03P3-***
WITHOUT MOUNTING EARS

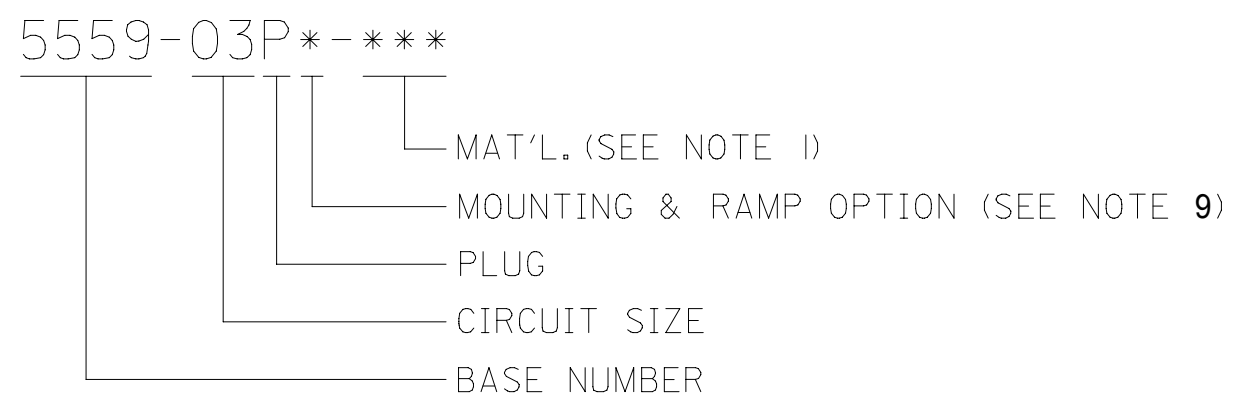


RECOMMENDED PANEL CUT-OUT
(SEE NOTES 7 & 8)

- NOTES:
- MATERIAL;
BLANK=NYLON 6/6, UL 94V-2, COLOR: NATURAL.
210=NYLON 6/6, UL 94V-0, COLOR: NATURAL.
BL=NYLON 6/6, UL 94V-2, COLOR: BLACK.
400=NYLON 6/6, UL 94V-0, COLOR: BLACK
 - FINISH: NOT APPLICABLE
 - PRODUCT SPECIFICATION: PS-5556-001
 - PACKAGING SPECIFICATION: PK-5559-003
 - THIS PART MATES WITH RECEPTACLE NO 5557.
 - THIS PART IS FOR USE WITH MOLEX MALE TERMINAL NO. 5558-*.
7. PANEL MOUNT VERSION IS FOR USE WITH .031/.079/(0.80/2.00) THICK PANELS.
 - PANEL SHOULD BE PUNCHED IN THE DIRECTION OF CONNECTOR INSERTION.
 - MOUNTING & RAMP OPTION:
2 = WITH EARS, WITH POSITIVE RAMP
3 = WITHOUT EARS, WITH POSITIVE RAMP
4 = WITH EARS, WITH PASSIVE RAMP
5 = WITHOUT EARS, WITH PASSIVE RAMP
 - PART IS NOT DESIGNED FOR CURRENT SHARING.
 - CONNECTORS ARE NOT TO BE MATED OR UNMATED WHILE CIRCUITS ARE LIVE.
 - WIRES ARE TO BE DRESSED IN SUCH A MANNER TO ALLOW THE TERMINALS TO FLOAT FREELY IN THE POCKET.
 - PART CONFORMS TO CLASS "B" REQUIREMENTS OF COSMETIC SPECIFICATION PS-45499-002.



LEGEND



SYMBOLS		THIS DRAWING CONTAINS INFORMATION THAT IS PROPRIETARY TO MOLEX ELECTRONIC TECHNOLOGIES, LLC AND SHOULD NOT BE USED WITHOUT WRITTEN PERMISSION	
∇ = 0	IN/MM	SCALE	4:1
∇ = 0	GENERAL TOLERANCES (UNLESS SPECIFIED)		
∇ = 0		MM	INCH
∇ = 0	4 PLACES	±	±
∇ = 0	3 PLACES	±	± 0.01
∇ = 0	2 PLACES	± 0.25	± 0.015
∇ = 0	1 PLACE	± 0.38	±
∇ = 0	0 PLACES	±	±
∇ = 0	ANGULAR TOL	± 0.5 °	
∇ = 0	DRAFT WHERE APPLICABLE MUST REMAIN WITHIN DIMENSIONS		
∇ = 0	THIRD ANGLE PROJECTION	DRAWING	C-SIZE
∇ = 0	CURRENT REV DESC: MIGRATE TO ECTR		
EC NO: 172489		2018/01/12	
DRWN: AZAHIROVIC		2018/02/20	
CHK'D: JBELL		2018/02/22	
APPR: FSMITH		2018/02/22	
INITIAL REVISION:			
DRWN: GEP		1990/07/11	
APPR: RAS		1990/07/11	
MATERIAL NUMBER		CUSTOMER	
55590300-SD		GENERAL MARKET	
DOCUMENT NUMBER		DOC TYPE DOC PART REVISION	
55590300-SD		PSD 000 A	
SHEET NUMBER		1 OF 1	

X-ON Electronics

Largest Supplier of Electrical and Electronic Components

Click to view similar products for [Headers & Wire Housings](#) category:

Click to view products by [Molex](#) manufacturer:

Other Similar products are found below :

[892-18-020-10-001101](#) [58102-G61-06LF](#) [582553-1](#) [0009485154](#) [009176003701906](#) [0050291907](#) [LY20-4P-DT1-P1E-BR](#) [02.125.8002.8](#)
[609-3404](#) [61062-3](#) [622-0430](#) [622-3653LF](#) [63453-116](#) [636-1030](#) [636-1427](#) [636-3427](#) [636-4007](#) [641938-9](#) [641991-4](#) [644827-2](#) [65817-010LF](#)
[65817-015LF](#) [65863-015LF](#) [66207-023LF](#) [67095-007LF](#) [67601157](#) [68648-049](#) [70.362.1628.0](#) [70-4210](#) [70-4226B](#) [70-4853B](#) [707-5020](#) [707-](#)
[5028](#) [71.350.2428.0](#) [71918-208LF](#) [71961-016LF](#) [733-134](#) [733-162](#) [754199-000](#) [760-3052](#) [787-8014-00](#) [79531-3000](#) [FCN-360C032-B](#) [FCN-](#)
[367T-T012/H](#) [FCN-723D010/2](#) [80.063.4001.1](#) [800-90-001-10-001000](#) [800-90-010-10-002000](#) [801-43-002-10-013000](#) [801-43-006-10-002000](#)