



# Ribbon Cable Cutter Tool Specification Sheet Order No. 63817-0100




## FEATURES

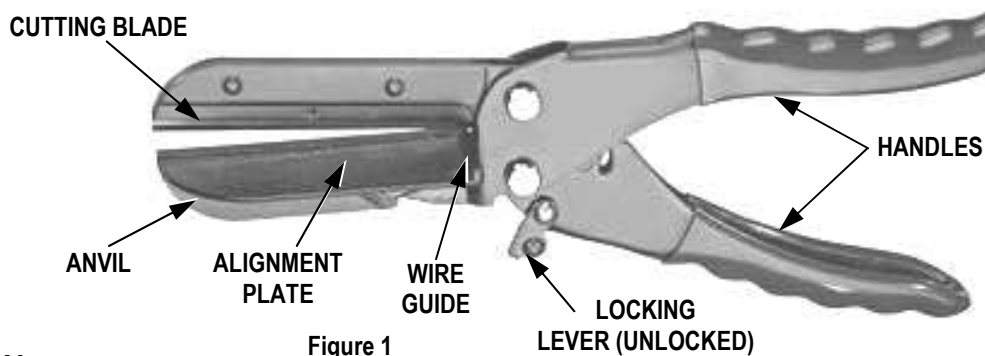
- Clean undistorted cuts, up to 64 conductors
- Ergonomic soft grip handles for comfortable operation
- Locking lever
- Tool frame made of high tempered steel
- Hardened steel cutting blades
- Exchangeable blade and anvil
- Build-in guide assures users of a true square cut

## DESCRIPTION:

This ribbon cable cutter is designed for cutting 64 conductors, up to 81.5mm (3.21") and 20 AWG (0.5mm<sup>2</sup>) maximum wire diameter.



**WARNING:**  
Do not cut live circuits!  
This sign specifies danger of electric shock.  
Failure to observe can result in danger to life and limb.



## OPERATION

**WARNING:** Make sure that the cable is Disconnected from any power supply and does not contain any steel strands.

1. Using your right hand, hold the cutting tool with the cable alignment plate on the left side.
2. Unlock the locking lever.
3. With your left hand, insert the proper length of cable under the cutting blade.
4. Place the cable edge against the wire guide of the alignment plate edge to ensure a proper square cut.

**CAUTION:** Always keep hands and fingers out of the cutting area!

5. Squeeze the tool handles until the cut has been completed.
6. Release the handles to open the jaws.
7. The cable is now ready for assembling.

**Never use force! There is danger in damaging this tool.**




Figure 2

### Maintenance

It is recommended that each operator of the tool be made aware of, and responsible for, the following maintenance steps:

1. Remove dust, moisture, and other debris with a clean brush, or soft, lint free cloth.
2. Do not use any abrasive materials that could damage the tool.
3. Make certain all movable parts such as bolt joints and the ratchet mechanism are oiled regularly. Light oil (such as SAE30W oil) applied at the oil points.
4. Make sure the cutting area is cleaned of debris.
5. When tool is not in use store the tool in a clean, dry area.

### Replacement parts:

- 63817-0170 Cutting Blade
- 63817-0171 Anvil

### Warranty

This tool is for cutting electrical cable only. All tools are warranted to be free of manufacturing defects for a period of 30 days. Should such a defect occur, the tool will be exchanged free of charge. This exchange will not be applicable to altered, misused, or damaged tools. This tool is designed for hand use only. Any clamping, fixturing, or use of handle extensions voids this warranty.

**Americas Headquarters**  
Lisle, Illinois 60532 U.S.A.  
1-800-78MOLEX  
amerinfo@molex.com

**Far East North Headquarters**  
Yamato, Kanagawa, Japan  
81-462-65-2324  
feninfo@molex.com

**Far East South Headquarters**  
Jurong, Singapore  
65-6-268-6868  
fesinfo@molex.com

**European Headquarters**  
Munich, Germany  
49-89-413092-0  
eurinfo@molex.com

**Corporate Headquarters**  
2222 Wellington Ct.  
Lisle, IL 60532 U.S.A.  
630-969-4550  
Fax: 630-969-1352

Visit our Web site at <http://www.molex.com>

## X-ON Electronics

Largest Supplier of Electrical and Electronic Components

*Click to view similar products for [Wire Stripping & Cutting Tools](#) category:*

*Click to view products by [Molex](#) manufacturer:*

Other Similar products are found below :

[6-690504-4](#) [693855-1](#) [813066-2](#) [844764-5](#) [844765-5](#) [1-240642-7](#) [133900-001](#) [1-356885-4](#) [1424635-1](#) [1424649-1](#) [1424650-1](#) [1440-0013-84](#)  
[1-458031-5](#) [1-458030-5](#) [MT10-250Q](#) [1755](#) [2-539783-7](#) [L-5211](#) [1633578-3](#) [F10-10Q](#) [1-844765-9](#) [251465-1](#) [R282066100](#) [313808-1](#)  
[CST596711](#) [458031-9](#) [462839-1](#) [467281-1](#) [4-690504-2](#) [406339-3](#) [L-4994](#) [45-265](#) [453653-1](#) [45-418](#) [455177-1](#) [455671-4](#) [458144-8](#) [462548-](#)  
[1](#) [464661-1](#) [224186-1](#) [679746-1](#) [809687-1](#) [852080-2](#) [856695-8](#) [11-40-4082](#) [458030-1](#) [679326-7](#) [605744-1](#) [690784-2](#) [844764-1](#)