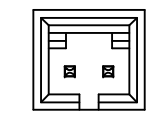
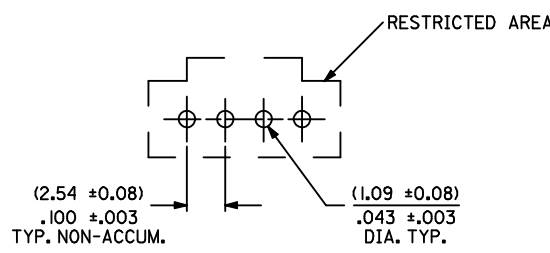
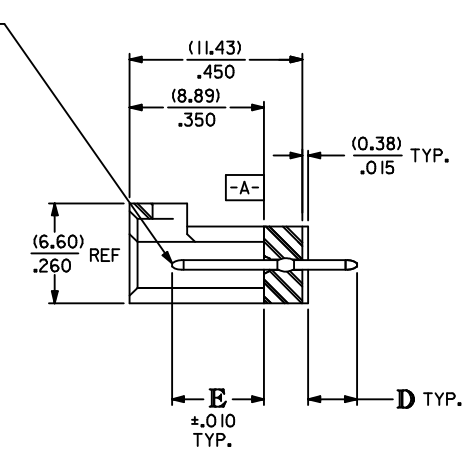
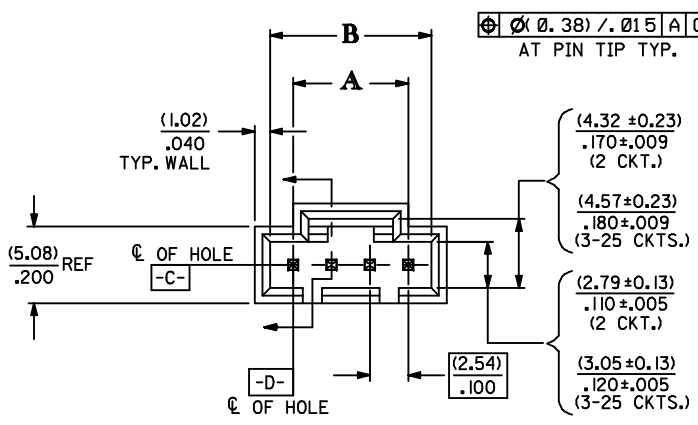
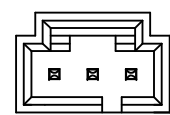


CKT. SIZE	DIM. "A"		DIM. "B"	
	MM	IN.	MM	IN.
2	2.54	.100	5.33	.210
3	5.08	.200	8.13	.320
4	7.62	.300	10.67	.420
5	10.16	.400	13.21	.520
6	12.70	.500	15.75	.620
7	15.24	.600	18.29	.720
8	17.78	.700	20.83	.820
9	20.32	.800	23.37	.920
10	22.86	.900	25.91	1.020
11	25.40	1.000	28.45	1.120
12	27.94	1.100	30.99	1.220
13	30.48	1.200	33.53	1.320
14	33.02	1.300	36.07	1.420
15	35.56	1.400	38.61	1.520
16	38.10	1.500	41.15	1.620
17	40.64	1.600	43.69	1.720
18	43.18	1.700	46.23	1.820
19	45.72	1.800	48.77	1.920
20	48.26	1.900	51.31	2.020
21	50.80	2.000	53.85	2.120
22	53.34	2.100	56.39	2.220
23	55.88	2.200	58.93	2.320
24	58.42	2.300	61.47	2.420
25	60.96	2.400	64.01	2.520



2 CIRCUIT



3 CIRCUIT

RECOMMENDED PC BOARD LAYOUT
(FOR USE WITH (1.57)/.062 THICK BOARD)

- NOTES:
- HEADER MATERIAL: GLASS FILLED POLYESTER; UL 94V-0; COLOR: BLACK
 - PIN MATERIAL: PHOSPHOR BRONZE
 - FINISHES:
BRIGHT TIN - 3.81 MICROMETERS/150 MICROINCHES MINIMUM BRIGHT TIN PLATE OVER NICKEL UNDERPLATE OVERALL
MATTE TIN - 3.81 MICROMETERS/150 MICROINCHES MINIMUM MATTE TIN PLATE OVER NICKEL UNDERPLATE OVERALL
15 GOLD - 0.38 MICROMETERS/15 MICROINCHES MINIMUM GOLD PLATE IN MATE AREA 1.91 MICROMETERS/75 MICROINCHES MINIMUM MATTE TIN PLATE IN PC TAIL AREA OVER NICKEL UNDERPLATE OVERALL
30 GOLD - 0.76 MICROMETERS/30 MICROINCHES MINIMUM GOLD PLATE IN MATE AREA 1.91 MICROMETERS/75 MICROINCHES MINIMUM MATTE TIN PLATE IN PC TAIL AREA OVER NICKEL UNDERPLATE OVERALL
 - REFER TO MOLEX PRODUCT SPECIFICATION PS-70541
 - PACKAGING SPECIFICATION: SEE CHARTS
 - HEADER TO BE USED WITH OPTION "G" 70400 AND 70430 SERIES SL CONNECTORS
 - PARTS CONFORM TO CLASS B REQUIREMENTS OF COSMETIC SPECIFICATION PS-45499-002.

ADD 74053-0338 EC NO: UCP2016-3086 DRW:WKP/PPR 2016/02/04 CHKD:JDFX 2012/02/04 APPR:FSM/TH 2016/03/10	QUALITY SYMBOLS ▽=0 ▽=0 ▽=0	GENERAL TOLERANCES (UNLESS SPECIFIED)		DIMENSION STYLE MM/IN		SCALE 4:1	DESIGN UNITS INCH	THIRD ANGLE PROJECTION		
		mm	INCH	DRAWN BY AAB	DATE 1987/09/22	TITLE SALES ASSY, SL VERTICAL HEADER W/LATCH & NO PEGS (2.54)/.100 CENTERS				
M1	DESCRIPTION REV	4 PLACES ± --- ± ---	3 PLACES ± --- ± .005	2 PLACES ± 0.13 ± .010	1 PLACE ± 0.25 ± ---	0 PLACE ± --- ± ---	APPROVED BY WAZ	DATE 1987/09/22	DOCUMENT NO. SDA-70543-****	
		ANGULAR ±1/2°		MATERIAL NO. SEE TABLE		SHEET NO. 1 OF 4		THIS DRAWING CONTAINS INFORMATION THAT IS PROPRIETARY TO MOLEX. INCORPORATED AND SHOULD NOT BE USED WITHOUT WRITTEN PERMISSION		

CIRCUIT SIZE	ENGINEERING NUMBER 70543	D REF	E ±0.25/.010	MATING AREA FINISH	PC TAIL AREA FINISH	PACKAGING:
2-25	-0001-0024	(3.30) .130	(6.10) .240	15 GOLD	MATTE TIN	PK-70873-0014 (TUBE W/O P&P CAP)
2-25	-0036-0059	(3.30) .130	(6.10) .240	BRIGHT TIN	BRIGHT TIN	PK-70873-0014 (TUBE W/O P&P CAP)
2-25	-0071-0094	(3.81) .150	(6.10) .240	BRIGHT TIN	BRIGHT TIN	PK-70873-0014 (TUBE W/O P&P CAP)
2-25	-0106-0129	(3.30) .130	(6.10) .240	30 GOLD	MATTE TIN	PK-70873-0014 (TUBE W/O P&P CAP)
2-25	-0141-0164	(2.54) .100	(6.10) .240	15 GOLD	MATTE TIN	PK-70873-0014 (TUBE W/O P&P CAP)
2-25	-0165-0188	(3.81) .150	(6.10) .240	30 GOLD	MATTE TIN	PK-70873-0014 (TUBE W/O P&P CAP)
2-25	-0200-0223	(3.81) .150	(6.10) .240	15 GOLD	MATTE TIN	PK-70873-0014 (TUBE W/O P&P CAP)

CIRCUIT SIZE	ITEM NUMBER	ITEM NUMBER	ITEM NUMBER	ITEM NUMBER	ITEM NUMBER	ITEM NUMBER	ITEM NUMBER
2	70543-0001	70543-0036	70543-0071	70543-0106	70543-0141	70543-0165	70543-0200
3	70543-0002	70543-0037	70543-0072	70543-0107	70543-0142	70543-0166	70543-0201
4	70543-0003	70543-0038	70543-0073	70543-0108	70543-0143	70543-0167	70543-0202
5	70543-0004	70543-0039	70543-0074	70543-0109	70543-0144	70543-0168	70543-0203
6	70543-0005	70543-0040	70543-0075	70543-0110	70543-0145	70543-0169	70543-0204
7	70543-0006	70543-0041	70543-0076	70543-0111	70543-0146	70543-0170	70543-0205
8	70543-0007	70543-0042	70543-0077	70543-0112	70543-0147	70543-0171	70543-0206
9	70543-0008	70543-0043	70543-0078	70543-0113	70543-0148	70543-0172	70543-0207
10	70543-0009	70543-0044	70543-0079	70543-0114	70543-0149	70543-0173	70543-0208
11	70543-0010	70543-0045	70543-0080	70543-0115	70543-0150	70543-0174	70543-0209
12	70543-0011	70543-0046	70543-0081	70543-0116	70543-0151	70543-0175	70543-0210
13	70543-0012	70543-0047	70543-0082	70543-0117	70543-0152	70543-0176	70543-0211
14	70543-0013	70543-0048	70543-0083	70543-0118	70543-0153	70543-0177	70543-0212
15	70543-0014	70543-0049	70543-0084	70543-0119	70543-0154	70543-0178	70543-0213
16	70543-0015	70543-0050	70543-0085	70543-0120	70543-0155	70543-0179	70543-0214
17	70543-0016	70543-0051	70543-0086	70543-0121	70543-0156	70543-0180	70543-0215
18	70543-0017	70543-0052	70543-0087	70543-0122	70543-0157	70543-0181	70543-0216
19	70543-0018	70543-0053	70543-0088	70543-0123	70543-0158	70543-0182	70543-0217
20	70543-0019	70543-0054	70543-0089	70543-0124	70543-0159	70543-0183	70543-0218
21	70543-0020	70543-0055	70543-0090	70543-0125	70543-0160	70543-0184	70543-0219
22	70543-0021	70543-0056	70543-0091	70543-0126	70543-0161	70543-0185	70543-0220
23	70543-0022	70543-0057	70543-0092	70543-0127	70543-0162	70543-0186	70543-0221
24	70543-0023	70543-0058	70543-0093	70543-0128	70543-0163	70543-0187	70543-0222
25	70543-0024	70543-0059	70543-0094	70543-0129	70543-0164	70543-0188	70543-0223

SEE SHEET 1 EC NO: UCP2016-3086 DRWING: IPPER 2016/02/04 CHKD: JFOX 2012/02/04 APPR: FSM/TH 2016/03/10	QUALITY SYMBOLS 	GENERAL TOLERANCES (UNLESS SPECIFIED)		DIMENSION STYLE MM/IN		SCALE 1:1	DESIGN UNITS INCH	THIRD ANGLE PROJECTION	
				DRAWN BY DATE AAB 1987/09/22		TITLE SALES ASSY, SL VERTICAL HEADER W/LATCH & NO PEGS (2.54)/.100 CENTERS 			
				CHECKED BY DATE MJM 1987/09/22					
				APPROVED BY DATE WAZ 1987/09/22		MATERIAL NO.		DOCUMENT NO.	
		ANGULAR ±1/2°		SEE TABLE		SDA-70543-****		2 OF 4	
		DRAFT WHERE APPLICABLE MUST REMAIN WITHIN DIMENSIONS		THIS DRAWING CONTAINS INFORMATION THAT IS PROPRIETARY TO MOLEX INCORPORATED AND SHOULD NOT BE USED WITHOUT WRITTEN PERMISSION					

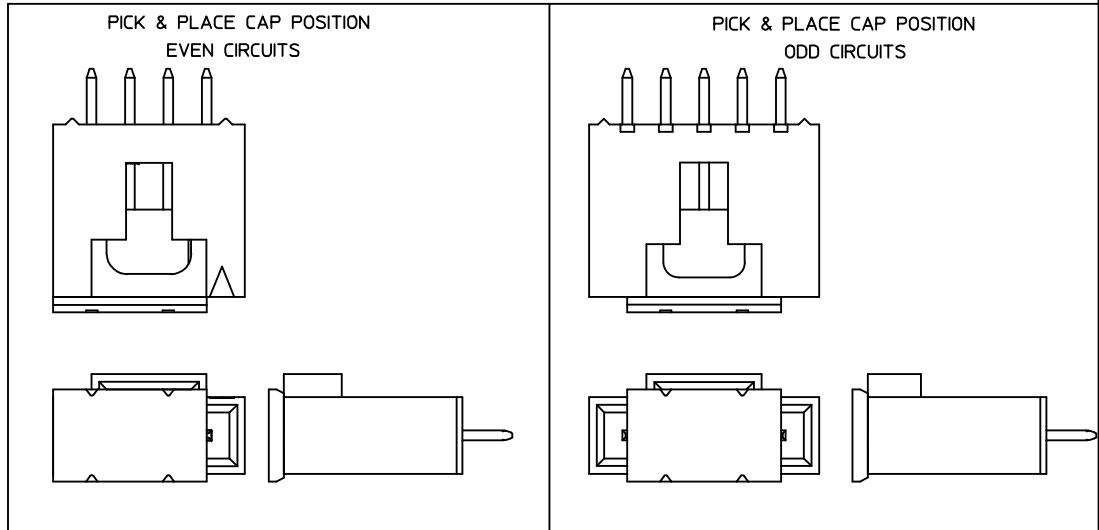
CIRCUIT SIZE	ENGINEERING NUMBER 70543	D REF	E ±0.25/.010	MATING AREA FINISH	PC TAIL AREA FINISH	PACKAGING:
2-25	-0248-0271	(4.06) .160	(6.10) .240	BRIGHT TIN	BRIGHT TIN	PK-70873-0014 (TUBE W/O P&P CAP)
2-25	-0272-0295	(4.06) .160	(6.10) .240	15 GOLD	MATTE TIN	PK-70873-0014 (TUBE W/O P&P CAP)
2-25	-0296-0319	(4.06) .160	(6.10) .240	30 GOLD	MATTE TIN	PK-70873-0014 (TUBE W/O P&P CAP)
2-25	-4036-4059	(3.30) .130	(6.10) .240	MATTE TIN	MATTE TIN	PK-70873-0014 (TUBE W/O P&P CAP)

CIRCUIT SIZE	ITEM NUMBER	ITEM NUMBER	ITEM NUMBER	ITEM NUMBER	ITEM NUMBER	ITEM NUMBER	ITEM NUMBER
2	70543-0248	70543-0272	70543-0296	70543-4036			
3	70543-0249	70543-0273	70543-0297	70543-4037			
4	70543-0250	70543-0274	70543-0298	70543-4038			
5	70543-0251	70543-0275	70543-0299	70543-4039			
6	70543-0252	70543-0276	70543-0300	70543-4040			
7	70543-0253	70543-0277	70543-0301	70543-4041			
8	70543-0254	70543-0278	70543-0302	70543-4042			
9	70543-0255	70543-0279	70543-0303	70543-4043			
10	70543-0256	70543-0280	70543-0304	70543-4044			
11	70543-0257	70543-0281	70543-0305	70543-4045			
12	70543-0258	70543-0282	70543-0306	70543-4046			
13	70543-0259	70543-0283	70543-0307	70543-4047			
14	70543-0260	70543-0284	70543-0308	70543-4048			
15	70543-0261	70543-0285	70543-0309	70543-4049			
16	70543-0262	70543-0286	70543-0310	70543-4050			
17	70543-0263	70543-0287	70543-0311	70543-4051			
18	70543-0264	70543-0288	70543-0312	70543-4052			
19	70543-0265	70543-0289	70543-0313	70543-4053			
20	70543-0266	70543-0290	70543-0314	70543-4054			
21	70543-0267	70543-0291	70543-0315	70543-4055			
22	70543-0268	70543-0292	70543-0316	70543-4056			
23	70543-0269	70543-0293	70543-0317	70543-4057			
24	70543-0270	70543-0294	70543-0318	70543-4058			
25	70543-0271	70543-0295	70543-0319	70543-4059			

SEE SHEET 1 EC NO: UCP2016-3086 DRW:MK/PPER CHKD:JFOX APPR:FSM/TH	2016/02/04 2016/03/10	DESCRIPTION REV	QUALITY SYMBOLS	GENERAL TOLERANCES (UNLESS SPECIFIED)	DIMENSION STYLE MM/IN	SCALE 1:1	DESIGN UNITS INCH	THIRD ANGLE PROJECTION																															
				<table border="1"> <tr> <th></th> <th>mm</th> <th>INCH</th> </tr> <tr> <td>4 PLACES</td> <td>± ---</td> <td>± ---</td> </tr> <tr> <td>3 PLACES</td> <td>± ---</td> <td>± .005</td> </tr> <tr> <td>2 PLACES</td> <td>± 0.13</td> <td>± .010</td> </tr> <tr> <td>1 PLACE</td> <td>± 0.25</td> <td>± ---</td> </tr> <tr> <td>0 PLACE</td> <td>± ---</td> <td>± ---</td> </tr> </table>		mm	INCH	4 PLACES	± ---	± ---	3 PLACES	± ---	± .005	2 PLACES	± 0.13	± .010	1 PLACE	± 0.25	± ---	0 PLACE	± ---	± ---	<table border="1"> <tr> <th>DRAWN BY</th> <th>DATE</th> </tr> <tr> <td>AAB</td> <td>1987/09/22</td> </tr> <tr> <th>CHECKED BY</th> <th>DATE</th> </tr> <tr> <td>MJM</td> <td>1987/09/22</td> </tr> <tr> <th>APPROVED BY</th> <th>DATE</th> </tr> <tr> <td>WAZ</td> <td>1987/09/22</td> </tr> </table>	DRAWN BY	DATE	AAB	1987/09/22	CHECKED BY	DATE	MJM	1987/09/22	APPROVED BY	DATE	WAZ	1987/09/22	TITLE	SALES ASSY, SL VERTICAL HEADER W/LATCH & NO PEGS (2.54)/.100 CENTERS 	DOCUMENT NO. SDA-70543-****	SHEET NO. 3 OF 4
				mm	INCH																																		
			4 PLACES	± ---	± ---																																		
3 PLACES	± ---	± .005																																					
2 PLACES	± 0.13	± .010																																					
1 PLACE	± 0.25	± ---																																					
0 PLACE	± ---	± ---																																					
DRAWN BY	DATE																																						
AAB	1987/09/22																																						
CHECKED BY	DATE																																						
MJM	1987/09/22																																						
APPROVED BY	DATE																																						
WAZ	1987/09/22																																						
ANGULAR ±1/2°	SEE TABLE																																						
DRAFT WHERE APPLICABLE MUST REMAIN WITHIN DIMENSIONS	THIS DRAWING CONTAINS INFORMATION THAT IS PROPRIETARY TO MOLEX INCORPORATED AND SHOULD NOT BE USED WITHOUT WRITTEN PERMISSION																																						

CIRCUIT SIZE	ENGINEERING NUMBER 70543	D REF (3.30)	E ±0.25/.010 (6.10) .240	MATING AREA FINISH BRIGHT TIN	PC TAIL AREA FINISH BRIGHT TIN	PACKAGING: 705430001-PK (TUBE WITH P&P CAP)
3-25	-0337-0359	.130				

CIRCUIT SIZE	ITEM NUMBER	ITEM NUMBER	ITEM NUMBER
3			
4	70543-0338		
5			
6			
7			
8			
9			
10			
11			
12			
13			
14			
15			
16			
17			
18			
19			
20			
21			
22			
23			
24			
25			



SEE SHEET 1 EC NO: UCP2016-3086 DRAWN: KIPPER 2016/02/04 CHKD: JDOX 2012/02/04 APPR: FSMITH 2016/03/10	QUALITY SYMBOLS 	GENERAL TOLERANCES (UNLESS SPECIFIED) <table border="1"> <thead> <tr> <th></th> <th>mm</th> <th>INCH</th> </tr> </thead> <tbody> <tr> <td>4 PLACES</td> <td>± .---</td> <td>± .---</td> </tr> <tr> <td>3 PLACES</td> <td>± .---</td> <td>± .005</td> </tr> <tr> <td>2 PLACES</td> <td>± 0.13</td> <td>± .010</td> </tr> <tr> <td>1 PLACE</td> <td>± 0.25</td> <td>± .---</td> </tr> <tr> <td>0 PLACE</td> <td>± .---</td> <td>± .---</td> </tr> </tbody> </table>		mm	INCH	4 PLACES	± .---	± .---	3 PLACES	± .---	± .005	2 PLACES	± 0.13	± .010	1 PLACE	± 0.25	± .---	0 PLACE	± .---	± .---	DIMENSION STYLE MM/IN	SCALE 4:1	DESIGN UNITS INCH	THIRD ANGLE PROJECTION
		mm	INCH																					
	4 PLACES	± .---	± .---																					
	3 PLACES	± .---	± .005																					
2 PLACES	± 0.13	± .010																						
1 PLACE	± 0.25	± .---																						
0 PLACE	± .---	± .---																						
DRAWN BY: AAB DATE: 1987/09/22 CHECKED BY: MJM DATE: 1987/09/22 APPROVED BY: WAZ DATE: 1987/09/22		TITLE SALES ASSY, SL VERTICAL HEADER W/LATCH & NO PEGS (2.54)/.100 CENTERS		molex		SHEET NO. 4 OF 4																		
MATERIAL NO. SEE CHART		DOCUMENT NO. SDA-70543-****		THIS DRAWING CONTAINS INFORMATION THAT IS PROPRIETARY TO MOLEX INCORPORATED AND SHOULD NOT BE USED WITHOUT WRITTEN PERMISSION																				
DRAFT WHERE APPLICABLE MUST REMAIN WITHIN DIMENSIONS		ANGULAR ±1/2°		SIZE																				

X-ON Electronics

Largest Supplier of Electrical and Electronic Components

Click to view similar products for [Headers & Wire Housings](#) category:

Click to view products by [Molex](#) manufacturer:

Other Similar products are found below :

[892-18-020-10-001101](#) [58102-G61-06LF](#) [582553-1](#) [0009485154](#) [009176003701906](#) [0050291907](#) [LY20-4P-DT1-P1E-BR](#) [02.125.8002.8](#)
[609-3404](#) [61062-3](#) [622-0430](#) [622-3653LF](#) [63453-116](#) [636-1030](#) [636-1427](#) [636-3427](#) [636-4007](#) [641938-9](#) [641991-4](#) [644827-2](#) [65817-010LF](#)
[65817-015LF](#) [65863-015LF](#) [66207-023LF](#) [67095-007LF](#) [67601157](#) [68648-049](#) [70.362.1628.0](#) [70-4210](#) [70-4226B](#) [70-4853B](#) [707-5020](#) [707-](#)
[5028](#) [71.350.2428.0](#) [71918-208LF](#) [71961-016LF](#) [733-134](#) [733-162](#) [754199-000](#) [760-3052](#) [787-8014-00](#) [79531-3000](#) [FCN-360C032-B](#) [FCN-](#)
[367T-T012/H](#) [FCN-723D010/2](#) [80.063.4001.1](#) [800-90-001-10-001000](#) [800-90-010-10-002000](#) [801-43-002-10-013000](#) [801-43-006-10-002000](#)