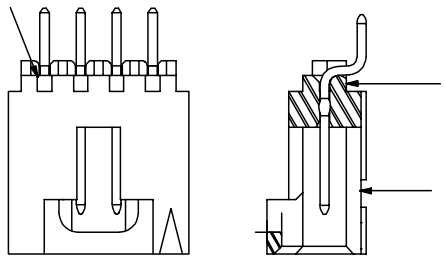
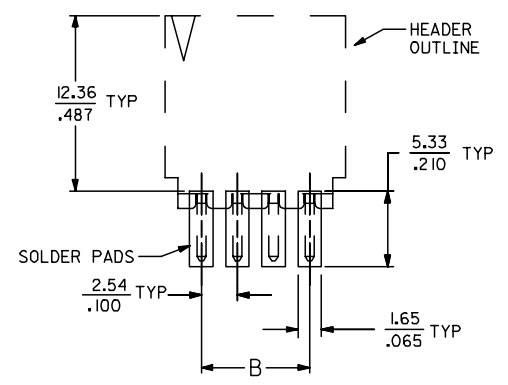
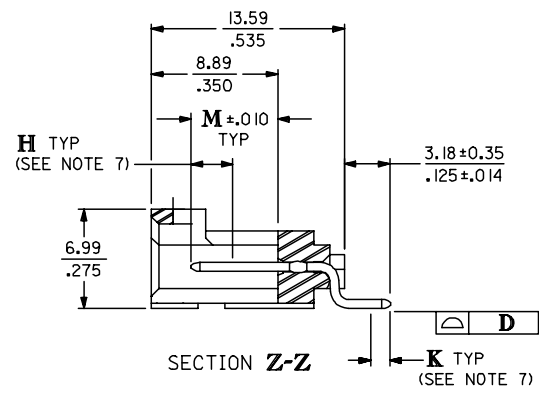
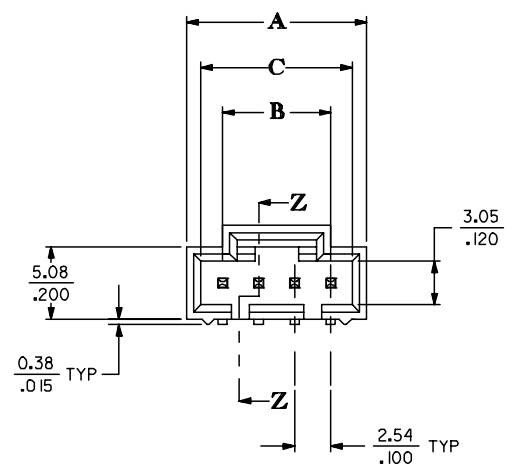


(0.64)/.025 SQUARE PIN



**ALTERNATIVE CORING
MANUFACTURER'S OPTION**

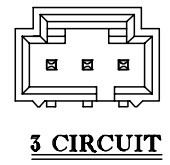
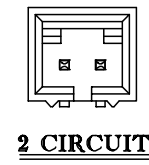
CKT. SIZE	"A"		"B"		"C"		"D"	
	MM	IN.	MM	IN.	MM	IN.	MM	IN.
2	7.37	.290	2.54	.100	5.33	.210	0.13	.005
3	10.16	.400	5.08	.200	8.13	.320	0.13	.005
4	12.70	.500	7.62	.300	10.67	.420	0.13	.005
5	15.24	.600	10.16	.400	13.21	.520	0.13	.005
6	17.78	.700	12.70	.500	15.75	.620	0.13	.005
7	20.32	.800	15.24	.600	18.29	.720	0.13	.005
8	22.86	.900	17.78	.700	20.83	.820	0.13	.005
9	25.40	1.000	20.32	.800	23.37	.920	0.13	.005
10	27.94	1.100	22.86	.900	25.91	1.020	0.13	.005
11	30.48	1.200	25.40	1.000	28.45	1.120	0.13	.005
12	33.02	1.300	27.94	1.100	30.99	1.220	0.13	.005
13	35.56	1.400	30.48	1.200	33.53	1.320	0.13	.005
14	38.10	1.500	33.02	1.300	36.07	1.420	0.13	.005
15	40.64	1.600	35.56	1.400	38.61	1.520	0.13	.005
16	43.18	1.700	38.10	1.500	41.15	1.620	0.15	.006
17	45.72	1.800	40.64	1.600	43.69	1.720	0.15	.006
18	48.26	1.900	43.18	1.700	46.23	1.820	0.15	.006
19	50.80	2.000	45.72	1.800	48.77	1.920	0.15	.006
20	53.34	2.100	48.26	1.900	51.31	2.020	0.15	.006
21	55.88	2.200	50.80	2.000	53.85	2.120	0.18	.007
22	58.42	2.300	53.34	2.100	56.39	2.220	0.18	.007
23	60.96	2.400	55.88	2.200	58.93	2.320	0.18	.007
24	63.50	2.500	58.42	2.300	61.47	2.420	0.18	.007
25	66.04	2.600	60.96	2.400	64.01	2.520	0.18	.007



RECOMMENDED P.C. BOARD PAD LAYOUT

NOTES:

1. HEADER MATERIAL: GLASS FILLED POLYESTER; UL94V-0; COLOR: BLACK
PIN MATERIAL: PHOSPHOR BRONZE
2. SEE SHEET 2 FOR PIN PLATINGS.
3. HEADER TO BE USED WITH OPTION "G" 70400 AND 70430 SERIES SL CONNECTORS.
4. REFER TO MOLEX PRODUCT SPECIFICATION PS-70541.
5. SEE CHART ON SHEET 2 FOR STANDARD PACKAGING.
6. DIMENSIONS WITHOUT TOLERANCE ARE SHOWN FOR REFERENCE ONLY.
7. MEASURE POINT FOR PLATING THICKNESS. SEE CHART ON SHEET 2 FOR DIMENSIONS H AND K.



2	D
1	D
SHT	REV

MODIFY PACKAGING FC NO: UCP2006-1582 DRAWN:MS/BARRA 2006/01/30 CHKD:DMORGAN 2006/02/03 APPR:SMILLER 2006/02/06 REV:	QUALITY SYMBOLS ▽=0 ▽=0	GENERAL TOLERANCES (UNLESS SPECIFIED) mm INCH 4 PLACES ± --- ± --- 3 PLACES ± --- ± .010 2 PLACES ± 0.25 ± .015 1 PLACE ± 0.38 ± --- ANGULAR ±1/2°	DIMENSION STYLE MM/IN DRAWN BY: DMORGAN DATE: 02/07/08 CHECKED BY: BBARKER DATE: 02/07/08 APPROVED BY: SMILLER DATE: 02/07/08 MATERIAL NO.	SCALE: 4:1 DESIGN UNITS: INCH THIRD ANGLE PROJECTION	TITLE: SALES ASSEMBLY SMT HDR RIGHT ANGLE W/ LATCHES .100 CENTERS W/ OUT PEGS MOLEX INCORPORATED	SHEET NO. 1 OF 2	
	DRAFT WHERE APPLICABLE MUST REMAIN WITHIN DIMENSIONS		SEE TABLE	DOCUMENT NO. SD-74105-001			
	THIS DRAWING CONTAINS INFORMATION THAT IS PROPRIETARY TO MOLEX INCORPORATED AND SHOULD NOT BE USED WITHOUT WRITTEN PERMISSION						

X-ON Electronics

Largest Supplier of Electrical and Electronic Components

Click to view similar products for [Headers & Wire Housings](#) category:

Click to view products by [MOLEX](#) manufacturer:

Other Similar products are found below :

[95000-104TRLF](#) [10135584-644402LF](#) [DF62W-EP2022PCA](#) [95000-106TRLF](#) [DF62W-2022SCA](#) [DF62W-EP2022PC](#) [2203348](#) [DF62W-2022SC](#) [1084018](#) [1029039](#) [1084017](#) [802-10-012-10-002000](#) [1112640](#) [1112639](#) [891-007-9SS-BST1T](#) [000-34000](#) [0008550134](#) [0009482033](#) [0009507031](#) [57102-F02-18ULF](#) [57102-S06-03LF](#) [57202-S52-04LF](#) [PCN6-15S-2.5E](#) [0039019024](#) [58102-G61-06LF](#) [582553-1](#) [0009485154](#) [0009508121](#) [0022285053](#) [0050291907](#) [018731A](#) [LY20-4P-DT1-P1E-BR](#) [02.125.8002.8](#) [60101931](#) [60598-1 \(Cut Strip\)](#) [M1625-3R/100](#) [61062-3](#) [61082-181009](#) [CSU011177004](#) [636-1427](#) [638009-1](#) [641938-9](#) [641991-4](#) [644168-1](#) [644827-2](#) [647662-1](#) [65039-019ELF](#) [65692-001LF](#) [65781-018](#) [65781-047](#)