

ADVANCED
VIBRATION

Remote Monitoring for Business

Wireless Accelerometer - Advanced Vibration Meters

General Description

The ALTA Wireless Advanced Vibration Meter uses an accelerometer to measure vibration and frequency on 3 axes. The sensor reports vibration (acceleration, velocity, displacement, or acceleration peak), frequency (Hz/RPM), and crest factor on all three axes, and duty cycle (how much of the report interval was vibration present), and temperature. This sensor can be used to manage vibration in assembly lines and monitor seismic activity in bridges.

Features

- Three Axis Measurement
- Capable of Measuring Acceleration, RMS, Velocity RMS, Displacement, or Acceleration Peak
- Configurable Frequency Range
- Configurable Rectangular, Hanning, or Flat Top Window Filters
- Measure Up to 4800 Hz / 288,000 RPM
- Configurable Measurement Interval as Low as 1 second
- Configurable Critical Vibration Aware Threshold
- Runtime Indication via Duty Cycle
- Leaded and Non-Leaded Options Available

Principle of Operation

The ALTA Advanced Vibration Meter measures vibration (acceleration, velocity, displacement, or acceleration peak), frequency (Hz/RPM), and crest factor on all three axes, duty cycle (how much of the report interval vibration was present), and temperature of the system to which it is attached. The sensor uses an accelerometer to capture g-force on all axes and then calculates vibration, frequency, and crest factor from that acceleration data. The Vibration Meter reports the duty cycle as a percentage of how long the vibration was present during the heartbeat. A single measurement consists of gathering 256 acceleration data points, analyzing those data points to produce vibration data, then taking a temperature measurement. The sensor will take a measurement based on a configurable Measurement Interval. Only the most recent set of data points is reported on each heartbeat.

Example Applications

- Vibration monitoring
- Smart machines, smart structures & smart materials
- Bridge and building seismic activity monitoring
- Assembly line monitoring
- Many additional applications


Features of Monnit ALTA Sensors

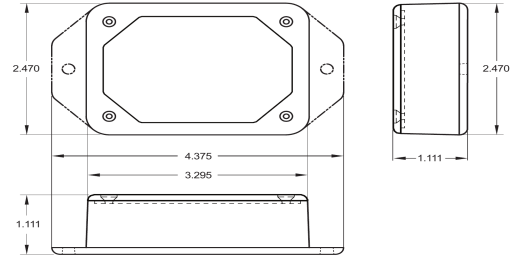
- Wireless range of 1,200+ feet through 12+ walls *
- Frequency-Hopping Spread Spectrum (FHSS)
- Improved interference immunity
- Improved power management for longer battery life ** (12+ years on AA batteries)
- Encrypt-RF® Security (Diffie-Hellman Key Exchange + AES-128 CBC for sensor data messages)
- All ALTA sensors now have up to 3200 readings:
 - 10-minute heartbeats = 22 days
 - 2-hour heartbeats = 266 days
- Over-the-air updates (future proof)
- Free iMonnit basic online wireless sensor monitoring and notification system to configure sensors, view data and set alerts via SMS text and email

*Actual range may vary depending on environment.

**Battery life is determined by sensor reporting frequency and other variables. Other power options are also available.

Wireless Range Comparison





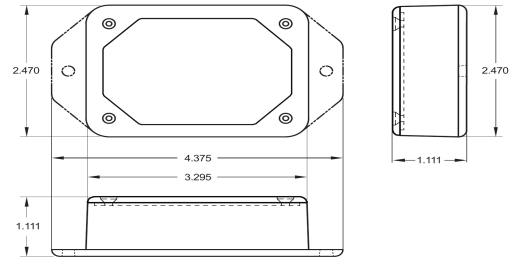
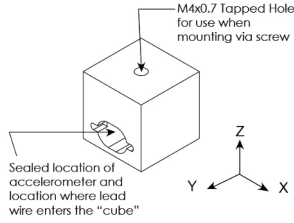
| ALTA Commercial AA Wireless Accelerometer - Advanced Vibration Meter (Non-Leaded) Technical Specifications | |
|--|---|
| Supply voltage | 2.0–3.8 VDC (3.0–3.8 VDC using power supply) * |
| Current consumption | 0.2 µA (sleep mode), 0.7 µA (RTC sleep), 570 µA (MCU idle), 2.5 mA (MCU active), 5.5 mA (radio RX mode), 22.6 mA (radio TX mode) |
| Operating temperature range (board circuitry and batteries) | -18°C to 55°C (0°F to 130°F) using alkaline -40°C to 85°C (-40°F to 185°F) using lithium |
| Optimal battery temperature range (AA) | +10°C to +50°C (+50°F to +122°F) |
| Vibration Measurement Range and Units | Acc Peak: 0 to 313820 mm/s ² , Acc RMS: 0 to 221900 mm/s ² , Velocity RMS: 0 to 655.35 mm/s, Displacement: 0 to 655.35 mm ** |
| Vibration Resolution | 10.0 mm/s ² , 0.01 mm/s, 0.01 mm |
| Frequency Measurement Range | See Frequency Measurement Range table below |
| Frequency Measurement Resolution | 0.1 Hz |
| Minimum Sensitivity Range / Resolution | Software Configurable (0 to 2.56 g / .01 g) |
| Accelerometer g-Force Range | Software Configurable (+/- 8 g, +/- 16 g, +/- 32 g) |
| Crest Factor Measurement Range / Resolution | 1.41 to 3.97 / .01 (Unitless, peak acceleration / RMS acceleration) |
| Duty Cycle Measurement Range / Resolution | 0 to 100% / 1% |
| Temperature Measurement Range / Resolution | -40°C to +125°C (-40°F to +257°F) / 0.1 C (0.1 F) |
| Sample Rates | Software Configurable (See Frequency Measurement Range table below for available Sample Rates) |
| Window Filters | Software Configurable (Rectangular, Hanning, Flat Top)*** |
| Integrated memory | Up to 3200 sensor messages |
| Wireless range | 1,200+ ft non-line-of-sight |
| Security | Encrypt-RF® (256-bit key exchange and AES-128 CTR) |
| Weight | 3.7 ounces, cube dimensions: 0.75 in. x 0.75 in. x 0.75 in. |
| Certifications | <div style="display: flex; align-items: center; gap: 10px;"> Industry Canada </div> 900 MHz product; FCC ID: ZTL-G2SC1 and IC: 9794A-G2SC1. 868 and 433 MHz product tested and found to comply with: EN 300 220-2 V3.1.1 (2017-02), EN 300 220-2 V3.1.1 (2017-02) and EN 60950 |

*Hardware cannot withstand negative voltage. Please take care when connecting a power device.

** Vibration measurement mode is software configurable. Only one measurement mode can be used at a time.

*** When making Displacement measurements the Hanning filter is recommended for best accuracy and performance.

| Frequency Measurement Range (Based on Configured Sample Rate) | | | | | | |
|---|-----------------|---------------|---------------|---------------|---------------|---------------|
| Sample Rate (Hz) | ACC RMS/AccPeak | | Velocity | | Displacement | |
| | Min Freq (Hz) | Max Freq (Hz) | Min Freq (Hz) | Max Freq (Hz) | Min Freq (Hz) | Max Freq (Hz) |
| 12800 | 200 | 4800 | 300 | 4800 | 400 | 4800 |
| 6400 | 100 | 2400 | 150 | 2400 | 200 | 2400 |
| 3200 | 50 | 1200 | 75 | 1200 | 100 | 1200 |
| 1600 | 25 | 600 | 37.5 | 600 | 50 | 600 |
| 800 | 12.5 | 300 | 18.75 | 300 | 25 | 300 |
| 400 | 6.25 | 150 | 9.375 | 150 | 12.5 | 150 |
| 200 | 3.125 | 75 | 4.6875 | 75 | 6.25 | 75 |
| 100 | 1.5625 | 37.5 | 2.34375 | 37.5 | 3.125 | 37.5 |
| 50 | 0.78125 | 18.75 | 1.171875 | 18.75 | 1.5625 | 18.75 |
| 25 | 0.390625 | 9.375 | 0.5859375 | 9.375 | 0.78125 | 9.375 |



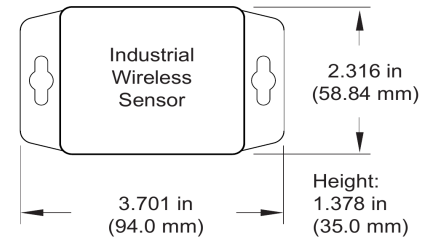
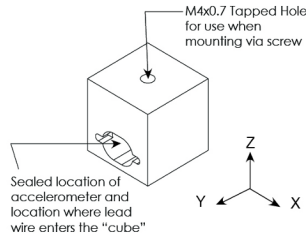
| ALTA Commercial AA Wireless Accelerometer - Advanced Vibration Meter (Leaded) Technical Specifications | |
|--|---|
| Supply voltage | 2.0–3.8 VDC (3.0–3.8 VDC using power supply) * |
| Current consumption | 0.2 µA (sleep mode), 0.7 µA (RTC sleep), 570 µA (MCU idle), 2.5 mA (MCU active), 5.5 mA (radio RX mode), 22.6 mA (radio TX mode) |
| Operating temperature range (board circuitry and batteries) | -18°C to 55°C (0°F to 130°F) using alkaline -40°C to 85°C (-40°F to 185°F) using lithium |
| Optimal battery temperature range (AA) | +10°C to +50°C (+50°F to +122°F) |
| Vibration Measurement Range and Units | Acc Peak: 0 to 313820 mm/s ² , Acc RMS: 0 to 221900 mm/s ² , Velocity RMS: 0 to 655.35 mm/s, Displacement: 0 to 655.35 mm ** |
| Vibration Resolution | 10.0 mm/s ² , 0.01 mm/s, 0.01 mm |
| Frequency Measurement Range | See Frequency Measurement Range table below |
| Frequency Measurement Resolution | 0.1 Hz |
| Minimum Sensitivity Range / Resolution | Software Configurable (0 to 2.56 g / .01 g) |
| Accelerometer g-Force Range | Software Configurable (+/- 8 g, +/- 16 g, +/- 32 g) |
| Crest Factor Measurement Range / Resolution | 1.41 to 3.97 / .01 (Unitless, peak acceleration / RMS acceleration) |
| Duty Cycle Measurement Range / Resolution | 0 to 100% / 1% |
| Temperature Measurement Range / Resolution | -40°C to +125°C (-40°F to +257°F) / 0.1 C (0.1 F) |
| Sample Rates | Software Configurable (See Frequency Measurement Range table below for available Sample Rates) |
| Window Filters | Software Configurable (Rectangular, Hanning, Flat Top)*** |
| Integrated memory | Up to 3200 sensor messages |
| Wireless range | 1,200+ ft non-line-of-sight |
| Security | Encrypt-RF® (256-bit key exchange and AES-128 CTR) |
| Weight | 3.7 ounces, cube dimensions: 0.75 in. x 0.75 in. x 0.75 in. |
| Certifications | <div style="display: flex; align-items: center; gap: 10px;"> Industry Canada </div> 900 MHz product; FCC ID: ZTL-G2SC1 and IC: 9794A-G2SC1. 868 and 433 MHz product tested and found to comply with: EN 300 220-2 V3.1.1 (2017-02), EN 300 220-2 V3.1.1 (2017-02) and EN 60950 |

*Hardware cannot withstand negative voltage. Please take care when connecting a power device.


**Vibration measurement mode is software configurable. Only one measurement mode can be used at a time.

***When making Displacement measurements the Hanning filter is recommended for best accuracy and performance.

| Frequency Measurement Range (Based on Configured Sample Rate) | | | | | | |
|---|-----------------|---------------|---------------|---------------|---------------|---------------|
| Sample Rate (Hz) | ACC RMS/AccPeak | | Velocity | | Displacement | |
| | Min Freq (Hz) | Max Freq (Hz) | Min Freq (Hz) | Max Freq (Hz) | Min Freq (Hz) | Max Freq (Hz) |
| 12800 | 200 | 4800 | 300 | 4800 | 400 | 4800 |
| 6400 | 100 | 2400 | 150 | 2400 | 200 | 2400 |
| 3200 | 50 | 1200 | 75 | 1200 | 100 | 1200 |
| 1600 | 25 | 600 | 37.5 | 600 | 50 | 600 |
| 800 | 12.5 | 300 | 18.75 | 300 | 25 | 300 |
| 400 | 6.25 | 150 | 9.375 | 150 | 12.5 | 150 |
| 200 | 3.125 | 75 | 4.6875 | 75 | 6.25 | 75 |
| 100 | 1.5625 | 37.5 | 2.34375 | 37.5 | 3.125 | 37.5 |
| 50 | 0.78125 | 18.75 | 1.171875 | 18.75 | 1.5625 | 18.75 |
| 25 | 0.390625 | 9.375 | 0.5859375 | 9.375 | 0.78125 | 9.375 |



ALTA Industrial Wireless Accelerometer - Advanced Vibration Meter (Leaded) | Technical Specifications

| | |
|---|---|
| Supply voltage | 2.0–3.8 VDC (3.0–3.8 VDC using power supply) * |
| Current consumption | 0.2 μ A (sleep mode), 0.7 μ A (RTC sleep), 570 μ A (MCU idle), 2.5 mA (MCU active), 5.5 mA (radio RX mode), 22.6 mA (radio TX mode) |
| Operating temperature range (board circuitry and batteries) | -40°C to +85°C (-40°F to +185°F) ** |
| Optimal battery temperature range (AA) | +10°C to +50°C (+50°F to +122°F) |
| Vibration Measurement Range and Units | Acc Peak: 0 to 313820 mm/s ² , Acc RMS: 0 to 221900 mm/s ² , Velocity RMS: 0 to 655.35 mm/s, Displacement: 0 to 655.35 mm ** |
| Vibration Resolution | 10.0 mm/s ² , 0.01 mm/s, 0.01 mm |
| Frequency Measurement Range | See Frequency Measurement Range table below |
| Frequency Measurement Resolution | 0.1 Hz |
| Minimum Sensitivity Range / Resolution | Software Configurable (0 to 2.56 g / .01 g) |
| Accelerometer g-Force Range | Software Configurable (+/- 8 g, +/- 16 g, +/- 32 g) |
| Crest Factor Measurement Range / Resolution | 1.41 to 3.97 / .01 (Unitless, peak acceleration / RMS acceleration) |
| Duty Cycle Measurement Range / Resolution | 0 to 100% / 1% |
| Temperature Measurement Range / Resolution | -40°C to +125°C (-40°F to +257°F) / 0.1 C (0.1 F) |
| Sample Rates | Software Configurable (See Frequency Measurement Range table below for available Sample Rates) |
| Window Filters | Software Configurable (Rectangular, Hanning, Flat Top)*** |
| Integrated memory | Up to 3200 sensor messages |
| Wireless range | 1,200+ ft non-line-of-sight |
| Security | Encrypt-RF® (256-bit key exchange and AES-128 CTR) |
| Weight | 3.7 ounces, cube dimensions: 0.75 in. x 0.75 in. x 0.75 in. |
| Certifications |  900 MHz product; FCC ID: ZTL-G2SC1 and IC: 9794A-G2SC1. 868 and 433 MHz product tested and found to comply with: EN 300 220-2 V3.1.1 (2017-02), EN 300 220-2 V3.1.1 (2017-02) and EN 60950 |

*Hardware cannot withstand negative voltage. Please take care when connecting a power device.

**Vibration measurement mode is software configurable. Only one measurement mode can be used at a time.

*** When making Displacement measurements the Hanning filter is recommended for best accuracy and performance.

Frequency Measurement Range (Based on Configured Sample Rate)

| Sample Rate (Hz) | ACC RMS/AccPeak | | Velocity | | Displacement | |
|------------------|-----------------|---------------|---------------|---------------|---------------|---------------|
| | Min Freq (Hz) | Max Freq (Hz) | Min Freq (Hz) | Max Freq (Hz) | Min Freq (Hz) | Max Freq (Hz) |
| 12800 | 200 | 4800 | 300 | 4800 | 400 | 4800 |
| 6400 | 100 | 2400 | 150 | 2400 | 200 | 2400 |
| 3200 | 50 | 1200 | 75 | 1200 | 100 | 1200 |
| 1600 | 25 | 600 | 37.5 | 600 | 50 | 600 |
| 800 | 12.5 | 300 | 18.75 | 300 | 25 | 300 |
| 400 | 6.25 | 150 | 9.375 | 150 | 12.5 | 150 |
| 200 | 3.125 | 75 | 4.6875 | 75 | 6.25 | 75 |
| 100 | 1.5625 | 37.5 | 2.34375 | 37.5 | 3.125 | 37.5 |
| 50 | 0.78125 | 18.75 | 1.171875 | 18.75 | 1.5625 | 18.75 |
| 25 | 0.390625 | 9.375 | 0.5859375 | 9.375 | 0.78125 | 9.375 |

Commercial Grade Sensors

Monnit commercial grade sensors are designed for applications in ordinary environments (normal room temperature, humidity and atmospheric pressure). Do not use these sensors under the following conditions as these factors can deteriorate the product characteristics and cause failures and burnout.

- Corrosive gas or deoxidizing gas: chlorine gas, hydrogen sulfide gas, ammonia gas, sulfuric acid gas, nitric oxides gas, etc.
- Volatile or flammable gas
- Dusty conditions
- Low-pressure or high-pressure environments
- Wet or excessively humid locations
- Places with salt water, oils chemical liquids or organic solvents
- Where there are excessively strong vibrations
- Other places where similar hazardous conditions exist

Use these products within the specified temperature range. Higher temperature may cause deterioration of the characteristics or the material quality.

Industrial Grade Sensors | Type 1, 2, 4, 4X, 12 and 13 NEMA Rated Enclosure

Monnit's Industrial sensors are enclosed in reliable, weatherproof NEMA-rated enclosures. Our NEMA-rated enclosures are constructed for both indoor or outdoor use and protect the sensor circuitry against the ingress of solid foreign objects like dust as well as the damaging effects of water (rain, sleet, snow, splashing water, and hose-directed water).

- Safe from falling dirt
- Protects against wind-blown dust
- Protects against rain, sleet, snow, splashing water, and hose-directed water
- Increased level of corrosion resistance
- Will remain undamaged by ice formation on the enclosure

Power Options

The standard version of this sensor is powered by two replaceable 1.5 V AA sized batteries (included with purchase).

This sensor is also available with a line power option. The line powered version of this sensor has a barrel power connector allowing it to be powered by a standard 3.0–3.6 V power supply. The line powered version also uses two standard 1.5 V AA batteries as backup for uninterrupted operation in the event of line power outage.

Power options must be selected at time of purchase, as the internal hardware of the sensor must be changed to support the selected power requirements.



Monnit Corporation

3400 South West Temple • Salt Lake City, UT 84115 • 801-561-5555
www.monnit.com

X-ON Electronics

Largest Supplier of Electrical and Electronic Components

Click to view similar products for [Accelerometers](#) category:

Click to view products by [Monnit](#) manufacturer:

Other Similar products are found below :

[AD22372Z-RL7](#) [ADXL313WACPZ-RL](#) [805M1-0050-01](#) [MXC6655XA](#) [MMA7455LT](#) [805M1-0200-01](#) [810M1-0025X](#) [AIS328DQTR](#)
[832M1-0050](#) [805-0050](#) [AD22301](#) [BMA253](#) [ADXL354BEZ](#) [SCA620-EF8H1A-1](#) [MC3413](#) [MXC6244AU](#) [3038-0500](#) [ACH-01-04/10](#) [4692](#)
[ADXL372BCCZ-RL7](#) [735T](#) [787-500](#) [787AM8](#) [793-6](#) [793L](#) [997-M4](#) [HV101](#) [HV102](#) [HV200](#) [PC420AR-10](#) [PC420VP-50](#) [786A](#) [786A-IS](#)
[787A](#) [787A-IS](#) [HT786A](#) [HT787A](#) [PC420VP-10](#) [AD22293Z-RL7](#) [ADIS16003CCCZ](#) [ADIS16228CMLZ](#) [ADXL700WBRWZ-RL](#)
[ADXL1003BCPZ](#) [ADXL103CE-REEL](#) [ADXL203CE-REEL](#) [ADXL206HDZ](#) [ADXL213AE](#) [ADXL288WBRDZ-RL](#) [ADXL295WBRDZ-RL](#)
[ADXL312WACPZ](#)