

Switchmode Full Plastic Dual Schottky Barrier Power Rectifiers

Using the Schottky Barrier principle with a Refractory metal capable of high temperature operation metal. The proprietary barrier technology allows for reliable operation up to 175°C junction temperature. Typical application are in switching Mode Power Supplies such as adaptors, DC/DC converters, free-wheeling and polarity protection diodes.

Features


- * Low Forward Voltage.
- * Low Switching noise.
- * High Current Capacity
- * Guarantee Reverse Avalanche.
- * Guard-Ring for Stress Protection.
- * Low Power Loss & High efficiency.
- * 175°C Operating Junction Temperature
- * Low Stored Charge Majority Carrier Conduction.
- * Plastic Material used Carries Underwriters Laboratory Flammability Classification 94V-O



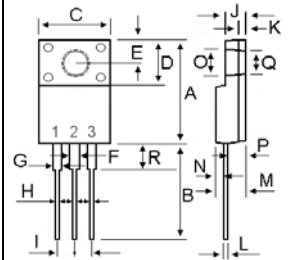
* In compliance with EU RoHs 2002/95/EC directives

SCHOTTKY BARRIER RECTIFIERS

**20 AMPERES
200 VOLTS**



ITO-220AB



DIM	MILLIMETERS	
	MIN	MAX
A	14.90	15.15
B	13.35	13.55
C	10.00	10.10
D	6.55	6.65
E	2.65	2.75
F	1.55	1.65
G	1.15	1.25
H	0.55	0.65
I	2.50	2.60
J	3.00	3.20
K	1.10	1.20
L	0.55	0.65
M	4.40	4.60
N	1.15	1.25
O	3.35	3.45
P	2.65	2.75
Q	3.15	3.25
R	3.60	3.80

MAXIMUM RATINGS

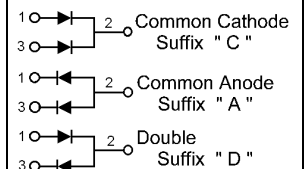
Characteristic	Symbol	MBRF20200CL	Unit
Peak Repetitive Reverse Voltage Working Peak Reverse Voltage DC Blocking Voltage	V_{RRM} V_{RWM} V_R	200	V
RMS Reverse Voltage	$V_{R(RMS)}$	140	V
Average Rectifier Forward Current (per diode) Total Device (Rated V_R), $T_C=125^\circ\text{C}$	$I_{F(AV)}$	10 20	A
Peak Repetitive Forward Current (Rate V_R , Square Wave, 20kHz)	I_{FM}	20	A
Non-Repetitive Peak Surge Current (Surge applied at rate load conditions halfwave, single phase, 60Hz)	I_{FSM}	150	A
Operating and Storage Junction Temperature Range	T_J, T_{stg}	-65 to +175	°C

THERMAL RESISTANCES

Typical Thermal Resistance junction to case (per device)	$R_{\theta jc}$	3.6	°C/w
--	-----------------	-----	------

ELECTRIAL CHARACTERISTICS

Characteristic	Symbol	MBRF20200CL			Unit
		Min	Typ	Max	
Maximum Instantaneous Forward Voltage (per diode) ($I_F=0.1$ Amp $T_C=25^\circ\text{C}$) ($I_F=5$ Amp $T_C=25^\circ\text{C}$) ($I_F=10$ Amp $T_C=25^\circ\text{C}$)	V_F	---	0.31 0.85 0.95	0.38 0.90 0.98	V
Maximum Instantaneous Reverse Current (Rated DC Voltage, $T_C=25^\circ\text{C}$) (Rated DC Voltage, $T_C=125^\circ\text{C}$)	I_R		0.08 10	0.1 30	mA



MBRF2020CL

FIG-1 FORWARD CURRENT DERATING CURVE

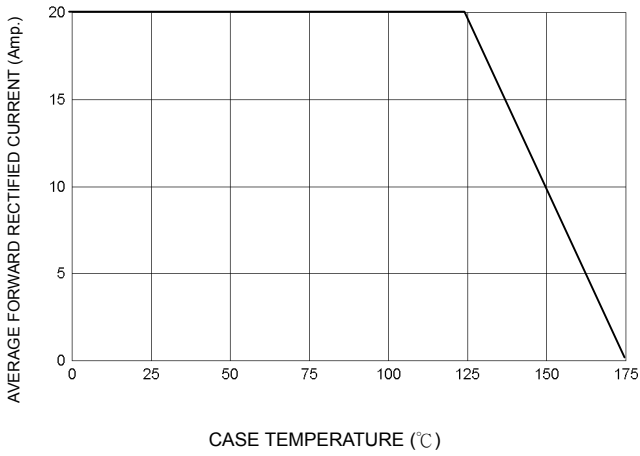


FIG-2 TYPICAL FORWARD CHARACTERISTICS

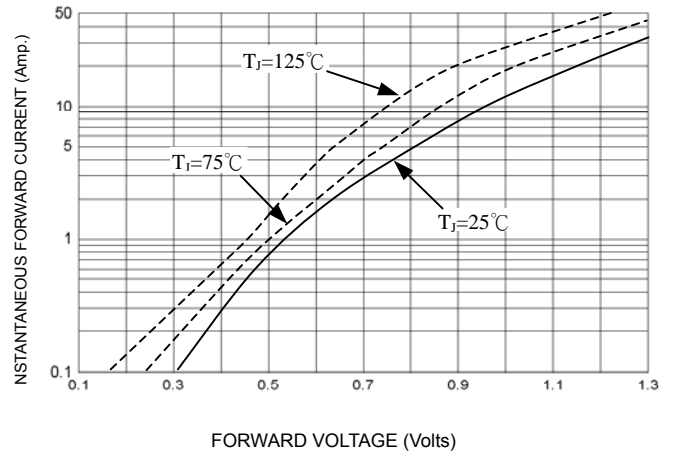


FIG-3 TYPICAL REVERSE CHARACTERISTICS

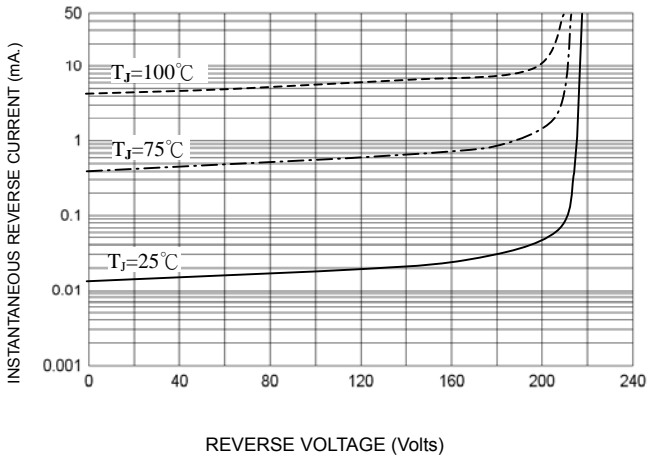


FIG-4 TYPICAL JUNCTION CAPACITANCE

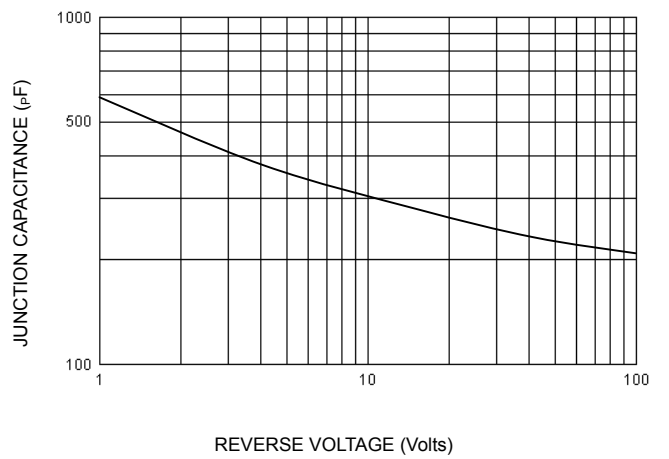
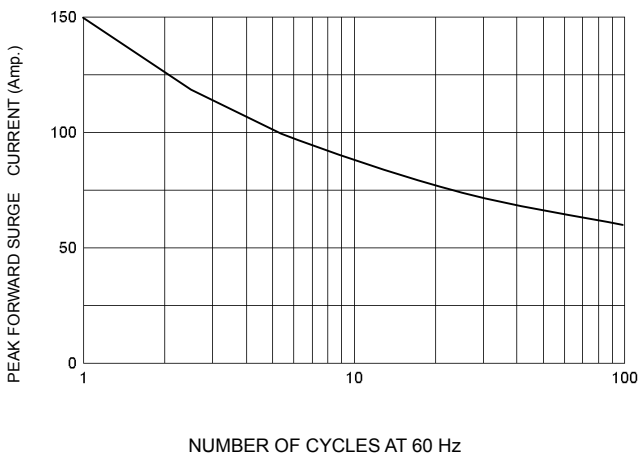


FIG-5 PEAK FORWARD SURGE CURRENT



X-ON Electronics

Largest Supplier of Electrical and Electronic Components

Click to view similar products for [Schottky Diodes & Rectifiers](#) category:

Click to view products by [Mospec](#) manufacturer:

Other Similar products are found below :

[MA4E2039](#) [MA4E2508M-1112](#) [MBR10100CT-BP](#) [MBR1545CT](#) [MMBD301M3T5G](#) [GS1JE-TP](#) [RB160M-50TR](#) [BAS 3010S-02LRH E6327](#)
[BAT 54-02LRH E6327](#) [NSR05F40QNXT5G](#) [NSVR05F40NXT5G](#) [NTE555](#) [JANS1N6640](#) [SB07-03C-TB-H](#) [SBAT54CWT1G](#) [SK310-T](#)
[SK33A-TP](#) [SK34B-TP](#) [SS3003CH-TL-E](#) [PDS3100Q-7](#) [GA01SHT18](#) [CRS10I30A\(TE85L,QM](#) [MA4E2501L-1290](#) [MBRB30H30CT-1G](#)
[BAS 70-02L E6327](#) [DMJ3940-000](#) [SB007-03C-TB-E](#) [SK32A-TP](#) [SK33B-TP](#) [SK35A-TP](#) [SK38B-LTP](#) [SK38B-TP](#) [NTE505](#)
[NTSB30U100CT-1G](#) [VS-6CWQ10FNHM3](#) [CRG04\(T5L,TEMQ\)](#) [ACDBA1100LR-HF](#) [ACDBA1200-HF](#) [ACDBA140-HF](#) [ACDBA2100-HF](#)
[ACDBA240-HF](#) [ACDBA3100-HF](#) [CDBQC0530L-HF](#) [BAT54-13-F](#) [ACDBA340-HF](#) [ACDBA260LR-HF](#) [ACDBA1100-HF](#) [MA4E2502L-](#)
[1246](#) [10BQ060-M3/5BT](#) [10BQ040-M3/5BT](#)