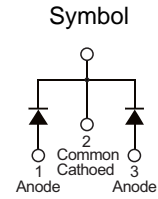


■ PRODUCT CHARACTERISTICS

| | |
|----------------|-------|
| VR(@IC=0.5mA) | 100V |
| VF(Typ@IF=10A) | 0.79V |
| IR(@VR=100V) | 50uA |
| ID | 20A |




■ MECHANICAL CHARACTERISTICS

- * Case: epoxy,molded
- * Finish:all external surfaces corrosion resistant and terminal
- * Leads are readily solderable
- * Leads temperature for soldering purposes:
260°C Max for 10 seconds

■ FEATURES

- * Guard ring for stress protection
- * Low forward voltage
- * Low power loss/high efficiency
- * High surge capacity
- * Low stored charge majority carrier conduction
- * Pb free package are available



■ ORDER INFORMATION

| Order codes | | Package | Packing |
|--------------|-----------|---------|----------------|
| Halogen-free | Halogen | | |
| N/A | MBR20100A | TO-220 | 50pieces/Tube |
| N/A | MBR20100F | TO-220F | 50pieces/Tube |
| N/A | MBR20100E | TO-263 | 800pieces/Reel |

■ MAXIMUM RATINGS (Each diode leg)

| Parameter | Symbol | Value | Unit |
|--|----------------|--------------|------|
| Peak repetitive reverse voltage | V_{RRM} | 100 | V |
| Average rectified output current | Total | 20 | A |
| | Per leg | 10 | A |
| Non-repetitive peak forward surge current 8.3ms single half sine-wave superimposed on reate load | I_{FSM} | 200 | A |
| Operating and storage temperature range | T_J, T_{STG} | -55 to + 175 | °C |

■ ELECTRICAL CHARACTERISTICS

| Parameter | Symbol | Conditions | Min | Typ | Max | Unit |
|---------------------------------|--------|-----------------------------|-----|------|------|------|
| Peak repetitive reverse voltage | B_V | $I_C=0.5mA, T_J=25^\circ C$ | 100 | - | - | V |
| Forward voltage drop | V_F | $I_F=10A, T_J=25^\circ C$ | - | 0.79 | 0.85 | V |
| Leakage current | I_R | $V_R=100V, T_J=25^\circ C$ | - | - | 0.05 | mA |
| | | $V_R=100V, T_J=125^\circ C$ | - | - | 6 | |

■ TYPICAL CHARACTERISTICS

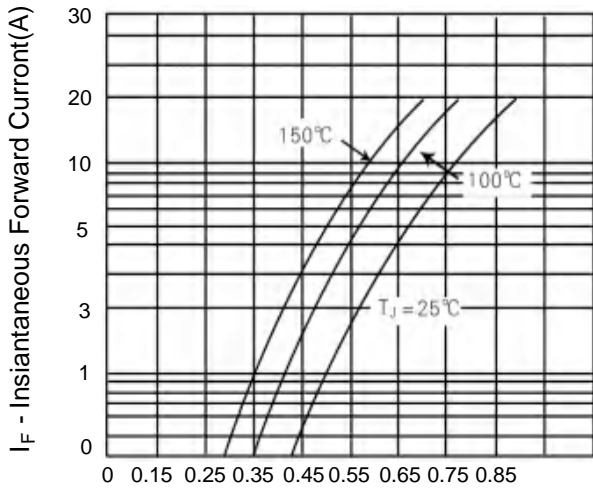


Figure 1. Typical Forward Voltage Per Diode

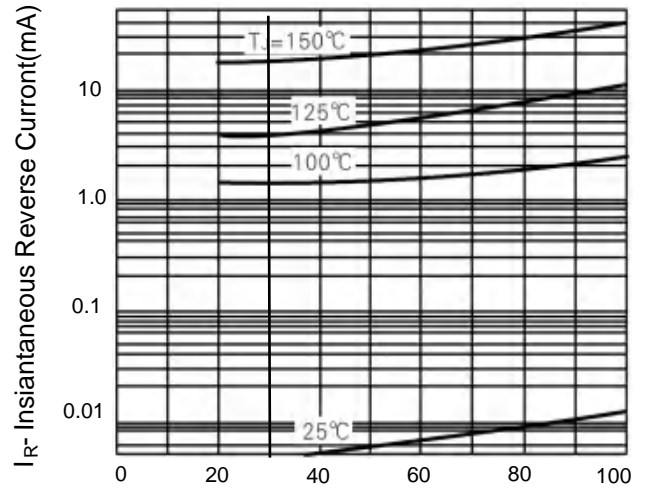
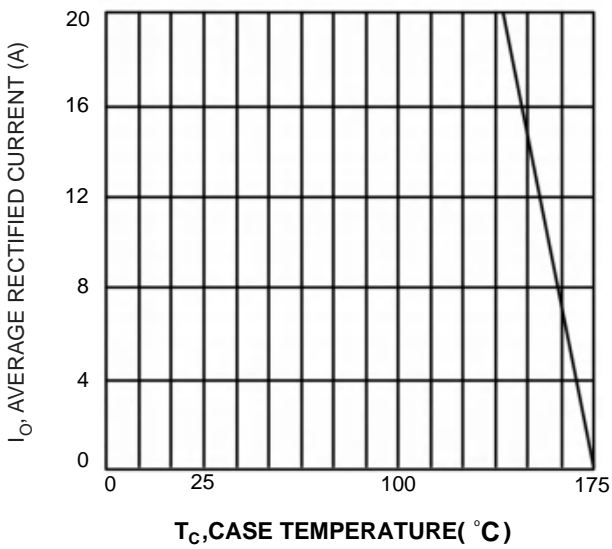
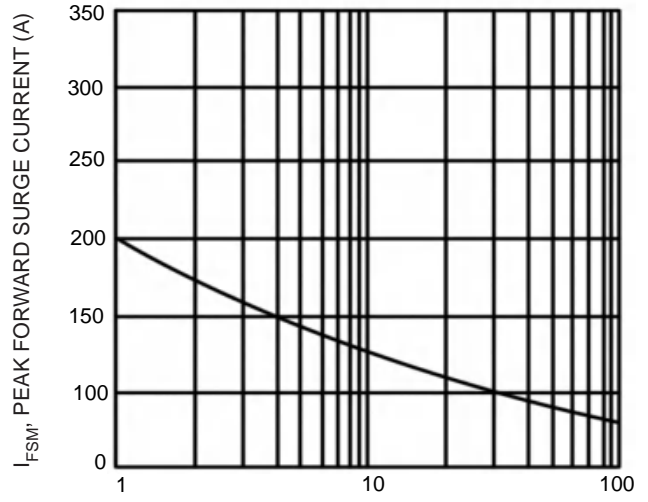


Figure 2. Typical Reverse Current Per Diode

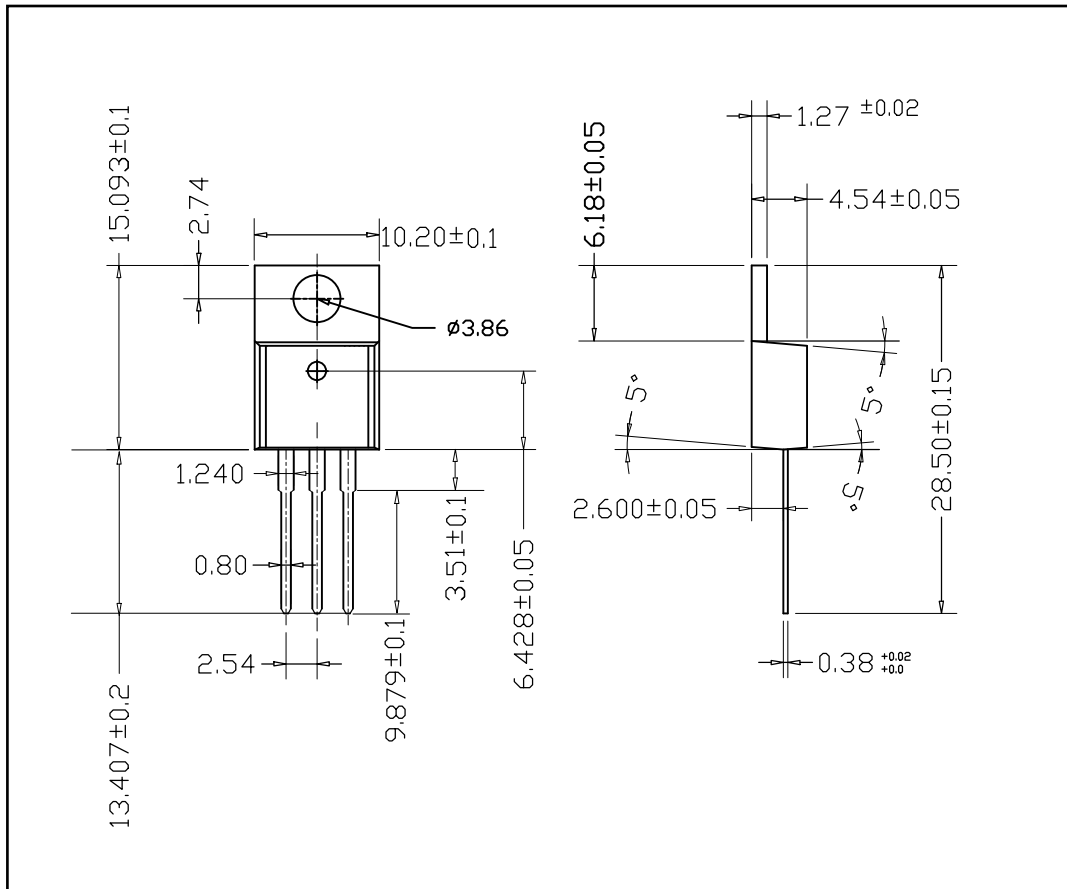


T_C , CASE TEMPERATURE ($^\circ\text{C}$)
 Fig.3 Forward Current Derating Curve

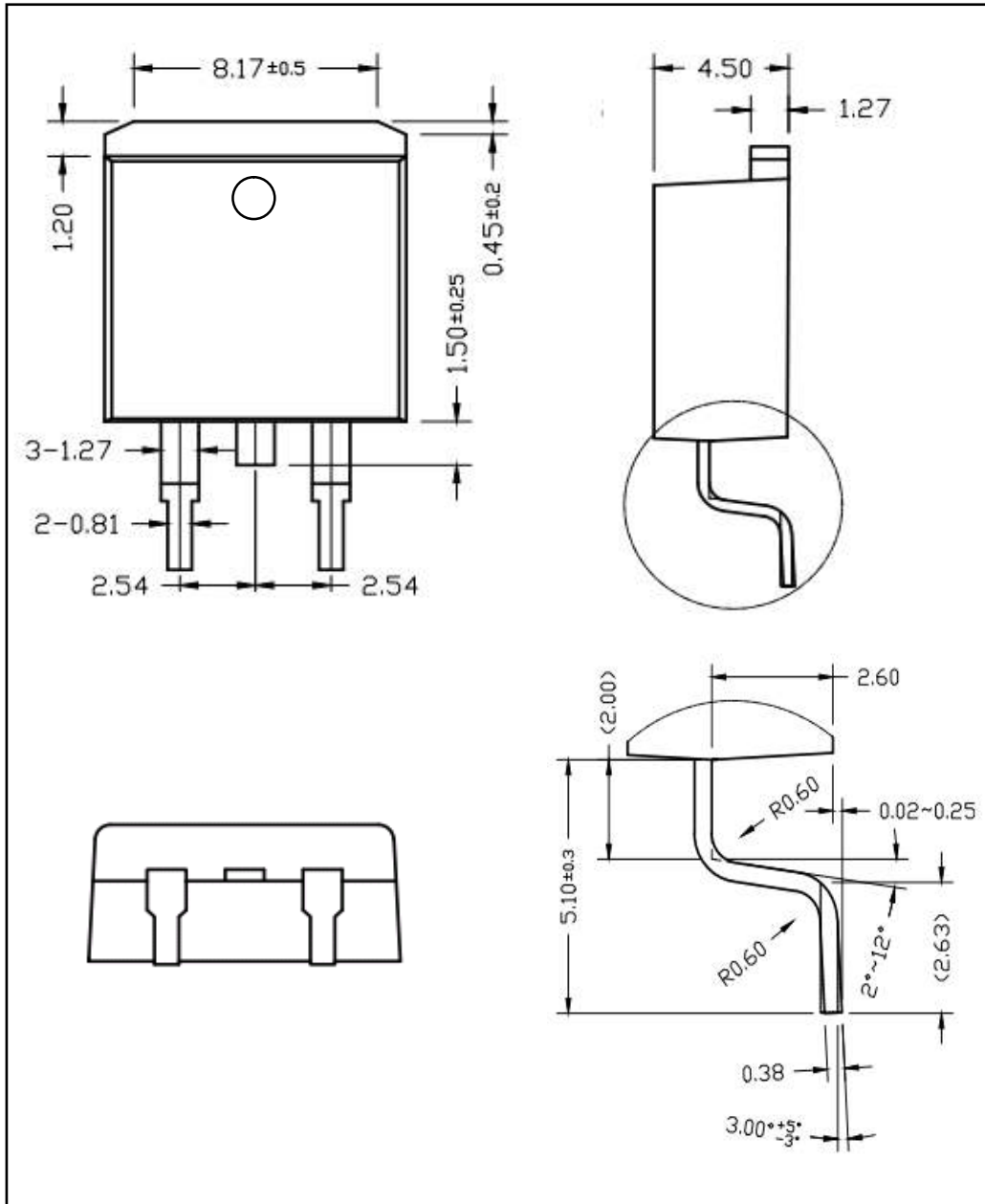


NUMBER OF CYCLES AT 60HZ
 Fig.4 Max Non-Repetitive Surge Current

■ TO-220 PACKAGE OUTLINE DIMENSIONS



■ TO-263 PACKAGE OUTLINE DIMENSIONS



X-ON Electronics

Largest Supplier of Electrical and Electronic Components

Click to view similar products for [Schottky Diodes & Rectifiers](#) category:

Click to view products by [MOT](#) manufacturer:

Other Similar products are found below :

[MA4E2039](#) [MMBD301M3T5G](#) [RB160M-50TR](#) [D83C](#) [BAS16E6433HTMA1](#) [BAS 3010S-02LRH E6327](#) [BAT 54-02LRH E6327](#)
[NRVBAF360T3G](#) [NSR05F40QNXT5G](#) [NTE555](#) [JANS1N6640](#) [SS3003CH-TL-E](#) [GA01SHT18](#) [CRS10I30A\(TE85L,QM](#) [MBRA140TRPBF](#)
[MBRB30H30CT-1G](#) [BAT 15-04R E6152](#) [JANTX1N5712-1](#) [DMJ3940-000](#) [SB007-03C-TB-E](#) [NRVBB20100CTT4G](#) [NRVBM120LT1G](#)
[NTSB30U100CT-1G](#) [CRG04\(T5L,TEMQ\)](#) [ACDBA1100LR-HF](#) [ACDBA1200-HF](#) [ACDBA240-HF](#) [ACDBA3100-HF](#) [CDBQC0530L-HF](#)
[ACDBA260LR-HF](#) [ACDBA1100-HF](#) [10BQ015-M3/5BT](#) [NRVBM120ET1G](#) [VSSB410S-M3/5BT](#) [1N5819T-G](#) [PDS1040Q-13](#) [B160BQ-13-F](#)
[SDM05U20CSP-7](#) [BAS 70-07 E6433](#) [B140S1F-7](#) [HSM560Je3/TR13](#) [DDB2265-000](#) [ZHCS506QTA](#) [HSM190Je3/TR13](#) [B330AF-13](#)
[ACDBUC0230-HF](#) [SDM1U100S1F-7](#) [MBR10200CTF-G1](#) [CDLL5712](#) [DMF2822-000](#)