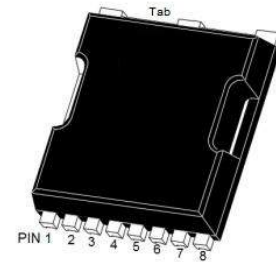


■ PRODUCT CHARACTERISTICS

VDSS	100V
$R_{DS(on)Typ}(V_{GS}@=10V)$	1.6mΩ
ID	280A

■ FEATURES

Surface-mounted package
Advanced trench cell design
Super trench

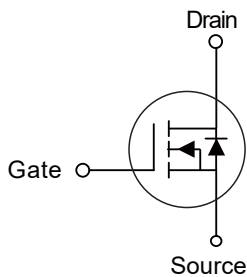


TOLL-8L

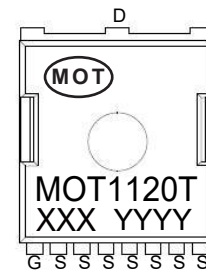
■ APPLICATIONS

High power system inverter
Light electric vehicles
BMS
Drones

■ SYMBOL



Pin configuration (Top view)



XXX = Lot Number
YYYY = Year Week

Marking

Order information

Device	Package	Shipping
MOT1120T/TR	TOLL-8L	4000/Tape&Reel

■ ABSOLUTE MAXIMUM RATINGS ($T_C = 25^\circ\text{C}$ unless otherwise noted)

Parameter	Symbol	Conditions	Min	Typ	Unit
Drain-Source Voltage	V_{DS}	$T_C = 25^\circ\text{C}$	100	-	V
Gate-Source Voltage	V_{GS}	$T_C = 25^\circ\text{C}$	-	± 20	V
Drain Current (DC) *	I_D	$T_C = 25^\circ\text{C}, V_{GS} = 10\text{ V}$	-	280	A
		$T_C = 100^\circ\text{C}, V_{GS} = 10\text{ V}$	-	190	A
Drain Current (Pulsed)***	I_{DM}	$T_C = 25^\circ\text{C}, V_{GS} = 10\text{ V}$	-	1200	A
Drain power dissipation	P_{tot}	$T_C = 25^\circ\text{C}$	-	286	W
Storage Temperature	T_{stg}		- 55	150	$^\circ\text{C}$
Junction Temperature	T_J		-	150	$^\circ\text{C}$
Continuous-Source Current	I_S	$T_C = 25^\circ\text{C}$	-	280	A
Single Pulsed Avalanche Energy	E_{AS}	$V_{DD} = 40\text{ V}, L = 1.0\text{ mH}$	-	1750	mJ
Thermal Resistance- Junction to Ambient**	$R_{\theta JA}$		-	32.8	$^\circ\text{C/W}$
Thermal Resistance- Junction to Case**	$R_{\theta JC}$		-	0.45	

■ ELECTRICAL CHARACTERISTICS ($T_C = 25^\circ\text{C}$, unless otherwise specified)

Parameter	Symbol	Conditions	Min	Typ	Max	Unit
Static Characteristics						
Drain-Source Breakdown Voltage	BV_{DSS}	$V_{GS} = 0\text{ V}, I_{DS} = 250\ \mu\text{A}$	100	-	-	V
Gate Threshold Voltage	$V_{GS(th)}$	$V_{DS} = V_{GS}, I_{DS} = 250\ \mu\text{A}$	2	-	4	V
Drain Leakage Current	I_{DSS}	$V_{DS} = 80\text{ V}, V_{GS} = 0\text{ V}$	-	-	1	μA
Gate Leakage Current	I_{GSS}	$V_{GS} = \pm 20\text{ V}, V_{DS} = 0\text{ V}$	-	-	± 100	nA
On-State Resistance ^a	$R_{DS(ON)}$	$V_{GS} = 10\text{ V}, I_{DS} = 20\text{ A}$	-	1.6	2.0	$\text{m}\Omega$
Diode Characteristics						
Diode Forward Voltage ^a	V_{SD}	$I_{SD} = 20\text{ A}, V_{GS} = 0\text{ V}$	-	-	1.3	V
Reverse Recovery Time	t_{rr}	$I_{DS} = 20\text{ A}, V_{GS} = 0\text{ V}$ $di^{SD}/dt = 100\text{ A}/\mu\text{s}$	-	80	-	nS
Reverse Recovery Charge	Q_{rr}		-	195	-	nC
Dynamic Characteristics						
Input Capacitance	C_{iss}	$V_{GS} = 0\text{ V}, V_{DS} = 50\text{ V}$ Frequency = 1 MHz	-	9200	-	pF
Output Capacitance	C_{oss}		-	1130	-	
Reverse Transfer Capacitance ^b	C_{rss}		-	110	-	
Turn-on Delay Time	$t_{d(on)}$	$V_{DS} = 50\text{ V}, V_{GEN} = 10\text{ V},$ $R_G = 4.5\ \Omega, R_L = 2.5\ \Omega,$ $I_{DS} = 20\text{ A}$	-	32	-	nS
Turn-on Rise Time	t_r		-	40	-	
Turn-off Delay Time	$t_{d(off)}$		-	80	-	
Turn-off Fall Time	t_f		-	35	-	
Gate Charge Characteristics^b						
Total Gate Charge	Q_g	$V_{DS} = 50\text{ V}, V_{GS} = 10\text{ V},$ $I_{DS} = 20\text{ A}$	-	131	-	nC
Gate-Source Charge	Q_{gs}		-	50	-	
Gate-Drain Charge	Q_{gd}		-	24.5	-	

Notes :

 * Pulse width $\leq 300\ \mu\text{s}$, duty cycle $\leq 2\%$

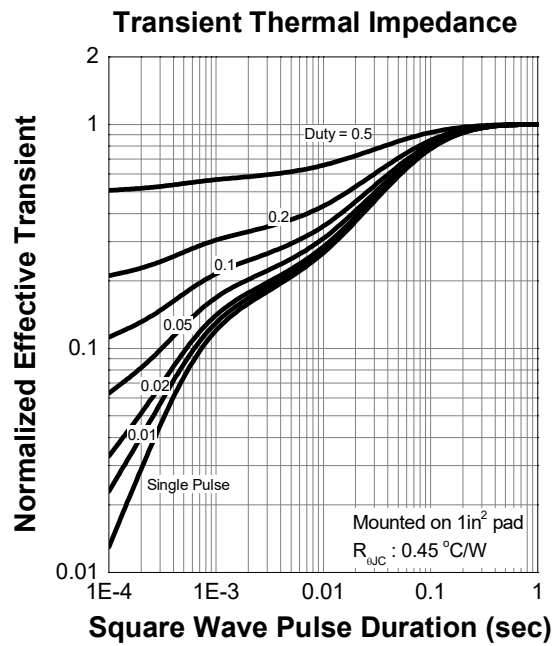
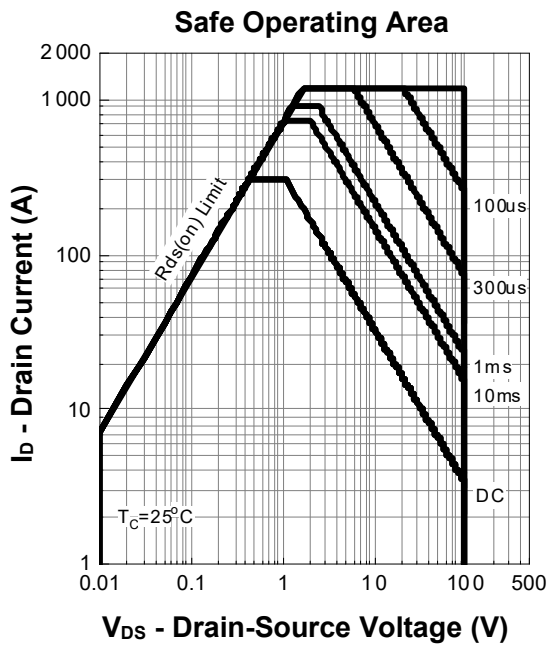
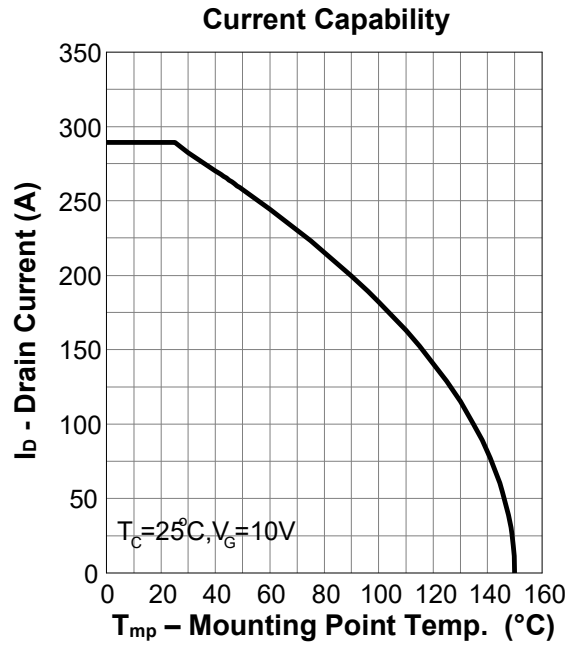
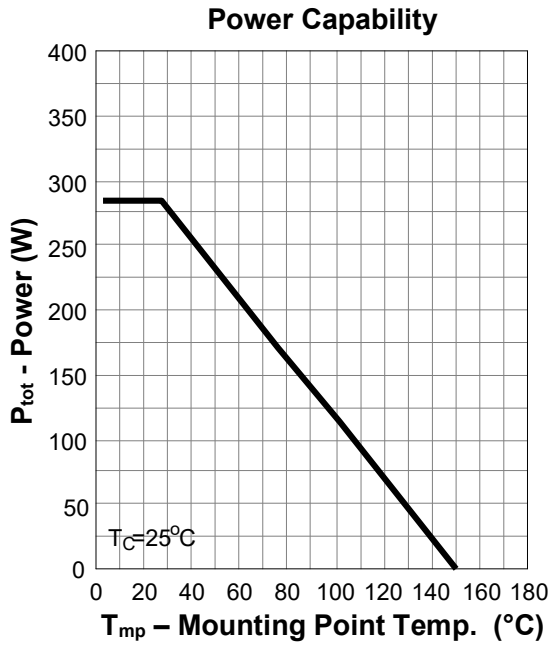
** Surface Mounted on minimum footprint pad area.

*** Limited by bonding wire

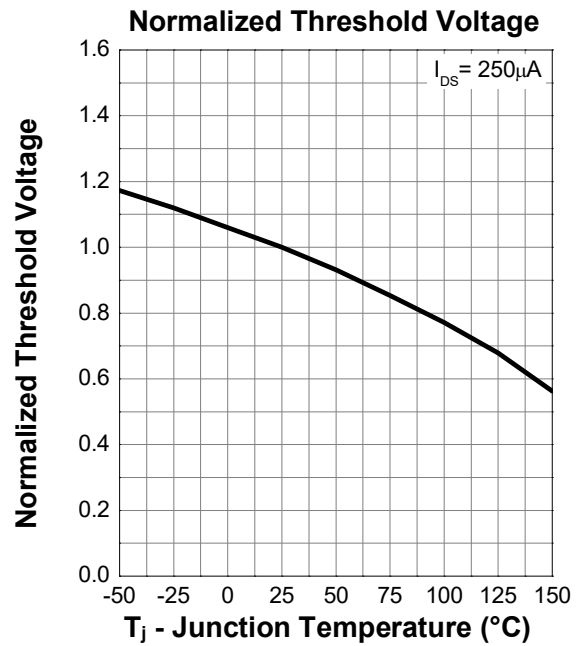
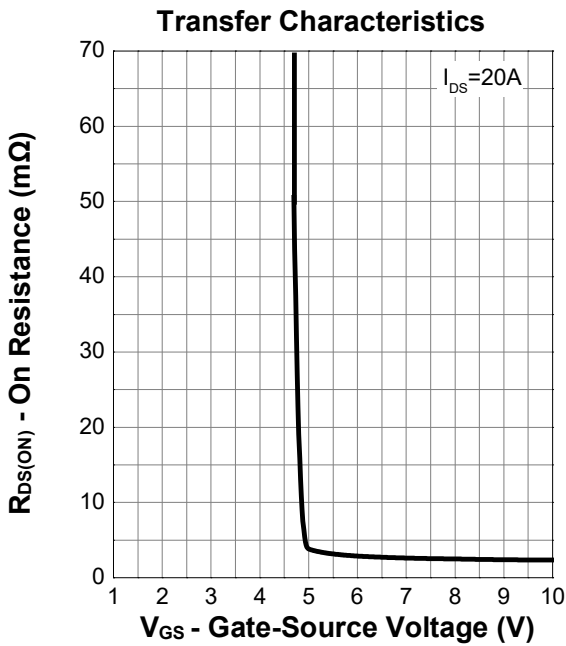
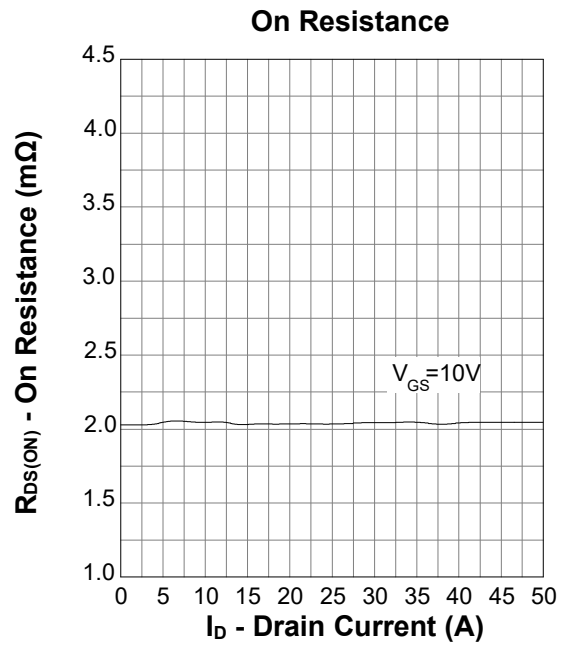
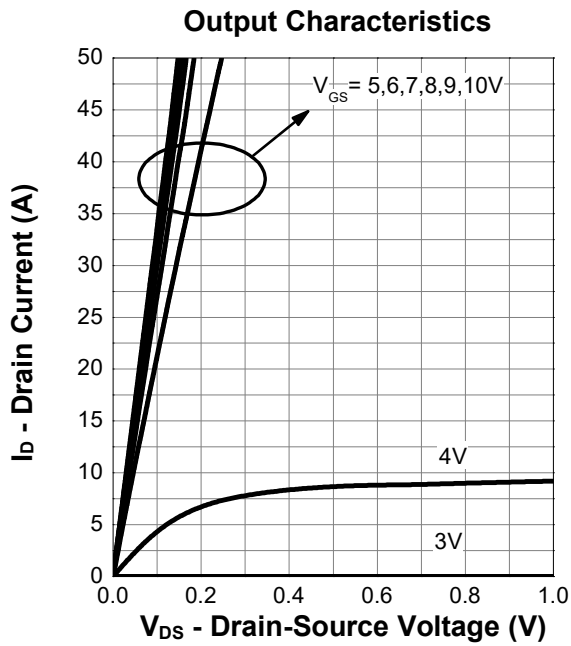
 a : Pulse test ; pulse width $\leq 300\ \mu\text{s}$, duty cycle $\leq 2\%$

b : Guaranteed by design, not subject to production testing

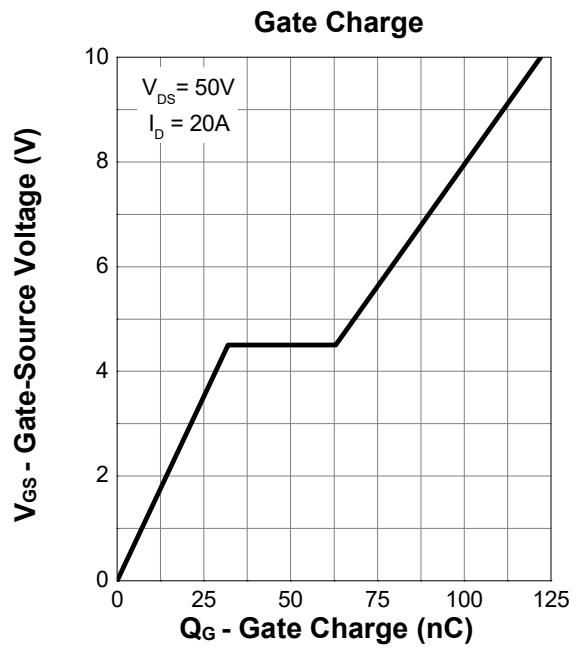
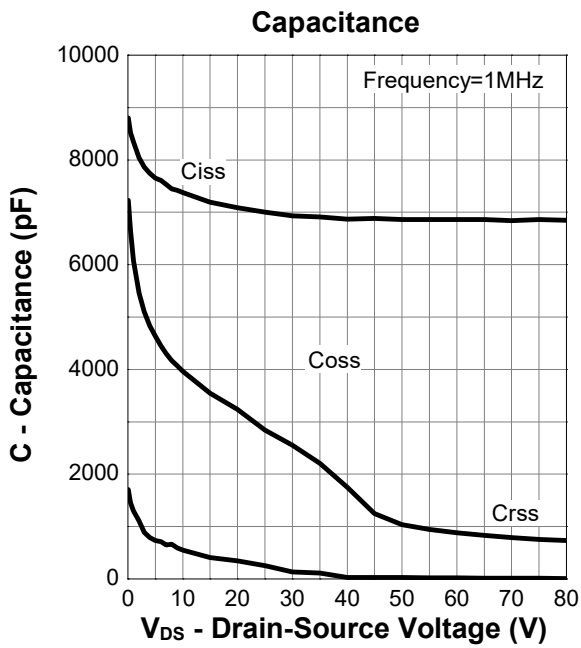
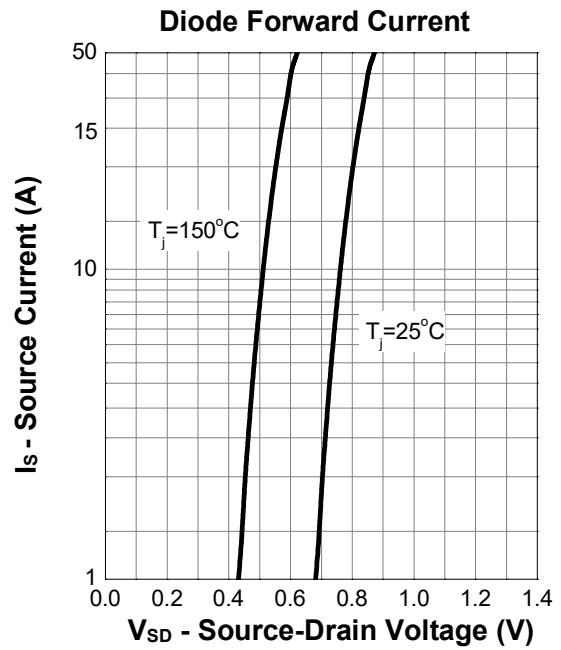
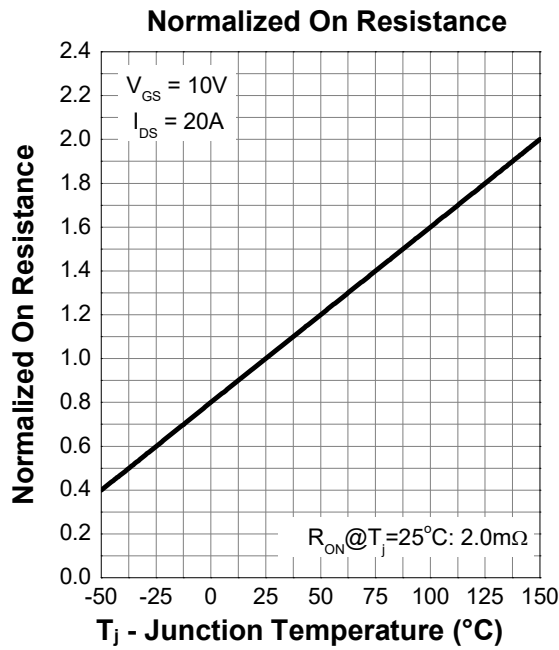
■ TYPICAL CHARACTERISTICS



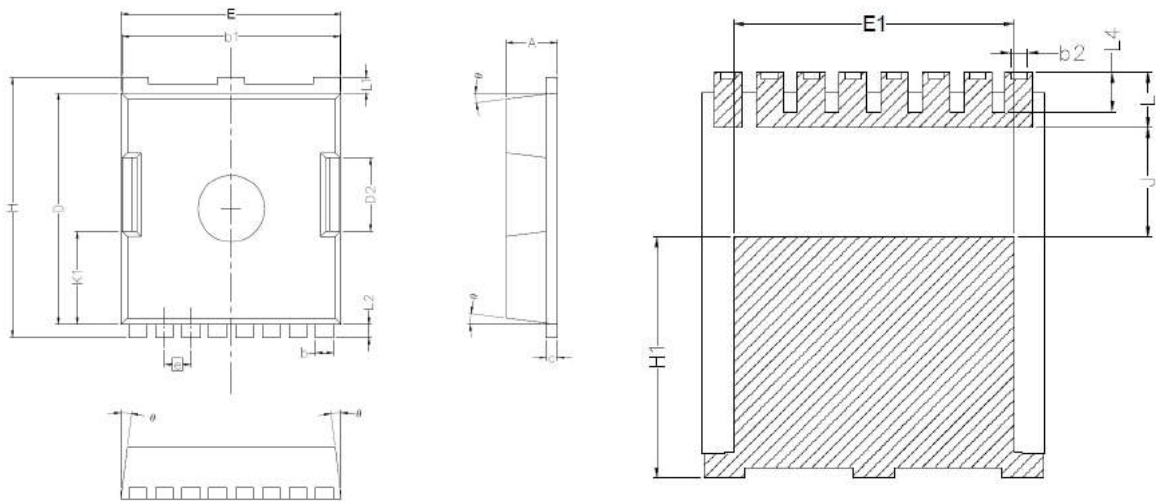
■ TYPICAL CHARACTERISTICS(Cont.)



■ TYPICAL CHARACTERISTICS(Cont.)



■ TOLL-8L PACKAGE OUTLINE DIMENSIONS



Symbol	Dimensions In Millimeters	
	Min.	Max.
A	2.20	2.40
b	0.70	0.90
b1	9.70	9.90
b2	0.42	0.50
c	0.40	0.60
D	10.28	10.58
D2	3.10	3.50
E	9.70	10.10
E1	7.90	8.30
e	1.20BSC	
H	11.48	11.88
H1	6.75	7.15
N	8	
J	3.00	3.30
K1	3.98	4.38
L	1.40	1.80
L1	0.60	0.80
L2	0.50	0.70
L4	1.00	1.30
θ	4°	10°

- The information contained hSurface-mounted package Advnced terch cell design Super trencherein is subject to change without notice.
- GUANGDONG INMARK ELECTRONICS CO. LTD(MOT) exerts the greatest possible effort to ensure high quality and reliability. Nevertheless, semiconductor devices in general can malfunction or fail due to their inherent electrical sensitivity and vulnerability to physical stress. It is the responsibility of the buyer, when utilizing MOT products, to comply with the standards of safety in making a safe design for the entire system, including redundancy, fire-prevention measures, and malfunction prevention, to prevent any accidents, fires, or community damage that may ensue. In developing your designs, please ensure that MOT products are used within specified operating ranges as set forth in the most recent MOT products specifications.
- The MOT products listed in this document are intended for usage in general electronics applications (computer, personal equipment, office equipment, measuring equipment, industrial robotics, domestic appliances, etc.). These MOT products are neither intended nor warranted for usage in equipment that requires extraordinarily high quality and/or reliability or a malfunction or failure of which may cause loss of human life or bodily injury (“Unintended Usage”). Unintended Usage include atomic energy control instruments, airplane or spaceship instruments, transportation instruments, traffic signal instruments, combustion control instruments, medical instruments, all types of safety devices, etc.. Unintended Usage of MOT products listed in this document shall be made at the customer’s own risk.
- Thank you for your interest in Renmao Electronics. If you need any business inquiries, please contact us.
- Shenzhen Headquarters:
19th Floor, Shencheng Investment Center Building, Guiyuan Street, Luohu District, Shenzhen
E-mail:sales@mot-mos.com

Shenzhen Base:

Renmao Industrial Park, No. 2 Songgang Avenue, Bao'an District, Shenzhen

Jiangsu base:

Hongshi Intelligent Industrial Park, No. 33, the Taihu Lake Road, Tinghu District, Yancheng City

Taipei Design Center:

10th Floor, No. 107, Section 1, Chengde Road, Taipei

Nanjing Design Center:

Block B, Tianyu Xi'an Garden, No. 688 Longmian Avenue, Jiangning District

X-ON Electronics

Largest Supplier of Electrical and Electronic Components

Click to view similar products for [MOSFET](#) category:

Click to view products by [MOT](#) manufacturer:

Other Similar products are found below :

[IRFD120](#) [JANTX2N5237](#) [BUK455-60A/B](#) [MIC4420CM-TR](#) [VN1206L](#) [NDP4060](#) [SI4482DY](#) [IPS70R2K0CEAKMA1](#) [SQD23N06-31L-GE3](#)
[TK16J60W,S1VQ\(O](#) [2SK2614\(TE16L1,Q\)](#) [DMN1017UCP3-7](#) [DMN1053UCP4-7](#) [SQJ469EP-T1-GE3](#) [NTE2384](#) [DMC2700UDMQ-7](#)
[DMN2080UCB4-7](#) [DMN61D9UWQ-13](#) [US6M2GTR](#) [DMN31D5UDJ-7](#) [DMP22D4UFO-7B](#) [DMN1006UCA6-7](#) [DMN16M9UCA6-7](#)
[STF5N65M6](#) [IRF40H233XTMA1](#) [STU5N65M6](#) [DMN6022SSD-13](#) [DMN13M9UCA6-7](#) [DMTH10H4M6SPS-13](#) [DMN2990UFB-7B](#)
[IPB80P04P405ATMA2](#) [2N7002W-G](#) [MCAC30N06Y-TP](#) [MCQ7328-TP](#) [BXP7N65D](#) [BXP4N65F](#) [AOL1454G](#) [WMJ80N60C4](#) [BXP2N20L](#)
[BXP2N65D](#) [BXT1150N10J](#) [BXT1700P06M](#) [TSM60NB380CP](#) [ROG](#) [RQ7L055BGTCR](#) [DMNH15H110SK3-13](#) [SLF10N65ABV2](#)
[BSO203SP](#) [BSO211P](#) [IPA60R230P6](#) [IPA60R460CE](#)