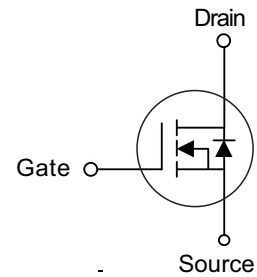


Symbol

■ PRODUCT CHARACTERISTICS

VDSS	30V
$R_{DS(on)}$ typ(@ $V_{GS}=10V$)	2.5m Ω
$R_{DS(on)}$ typ(@ $V_{GS}=4.5V$)	4.0m Ω
ID	110A

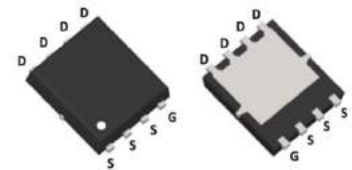


■ APPLICATIONS

- Portable Equipment and Battery Powered systems.
- Power Management in Notebook Computer

■ FEATURES

- Lower $R_{DS(ON)}$ to Minimize Conduction Losses
- Reliable and Rugged
- ROHS Compliant & Halogen-Free
- 100% UIS and Rg Tested



PDFN3X3-8L

■ ORDER INFORMATION

Order codes		Package	Packing
Halogen-Free	Halogen		
N/A	MOT3140J	PDFN3X3-8L	5000Pieces/Reel

■ ABSOLUTE MAXIMUM RATINGS ($T_J=25^{\circ}C$ Unless Otherwise Noted)

PARAMETER	SYMBOL	RATINGS	UNIT
Drain-Source Voltage	V_{DSS}	30	V
Gate-Source Voltage	V_{GSS}	± 20	V
Continuous Drain Current	I_D	110	A
Continuous Drain Current ($T_C=100^{\circ}C$)	I_D	77.8	A
Pulsed Drain Current	I_{DM}	440	A
Power Dissipation	P_D	68	W
Single pulse avalanche energy	E_{AS}	350	mJ
Operating Junction and Storage Temperature Range	T_J, T_{STG}	-55 ~ +150	$^{\circ}C$

■ THERMAL DATA

PARAMETER	SYMBOL	RATINGS	UNIT
Junction to Case	θ_{JC}	1.83	$^{\circ}C/W$

■ ELECTRICAL CHARACTERISTICS (T_C=25°C unless otherwise specified)

Parameter	Symbol	Test conditions	Min.	Typ.	Max.	Unit
Off characteristics						
Drain-Source Breakdown Voltage	BV _{DSS}	V _{GS} =0V, I _D =250μA	30	-	-	V
Zero Gate Voltage Drain Current	I _{DSS}	V _{DS} =30V, V _{GS} =0V	-	-	1	μA
Gate-Body Leakage Current	I _{GSS}	V _{GS} =±20V, V _{DS} =0V	-	-	±100	nA
On characteristics						
Gate Threshold Voltage	V _{GS(th)}	V _{DS} =V _{GS} , I _D =250μA	1	1.6	2.5	V
Drain-Source On-State Resistance	R _{DS(on)}	V _{GS} =10V, I _D =20A	-	2.5	4.0	mΩ
		V _{GS} =4.5V, I _D =20A	-	4.5	7.0	mΩ
Forward Transconductance	g _{FS}	V _{DS} =5V, I _D =20A	10	-	-	S
Dynamic characteristics						
Input Capacitance	C _{iss}	V _{DS} =15V, V _{GS} =0V, F=1.0MHz	-	3009	-	PF
Output Capacitance	C _{oss}		-	451	-	PF
Reverse Transfer Capacitance	C _{rss}		-	403	-	PF
Switching characteristics						
Turn-on Delay Time	t _{d(on)}	V _{DD} =15V, I _D =20A V _{GS} =4.5V, R _{GEN} =1.8Ω	-	20	-	nS
Turn-on Rise Time	t _r		-	15	-	nS
Turn-Off Delay Time	t _{d(off)}		-	60	-	nS
Turn-Off Fall Time	t _f		-	10	-	nS
Total Gate Charge	Q _g	V _{DS} =15V, I _D =20A, V _{GS} =10V	-	66.3	-	nC
Gate-Source Charge	Q _{gs}		-	7.0	-	nC
Gate-Drain Charge	Q _{gd}		-	17.2	-	nC
Drain-source diode characteristics						
Diode Forward Voltage	V _{SD}	V _{GS} =0V, I _S =20A	-	-	1.2	V
Diode Forward Current	I _S	-	-	-	110	A
Reverse Recovery Time	t _{rr}	T _J = 25°C, I _F = 20A di/dt = 100A/μs	-	29	-	nS
Reverse Recovery Charge	Q _{rr}		-	32	-	nC

■ TYPICAL CHARACTERISTICS

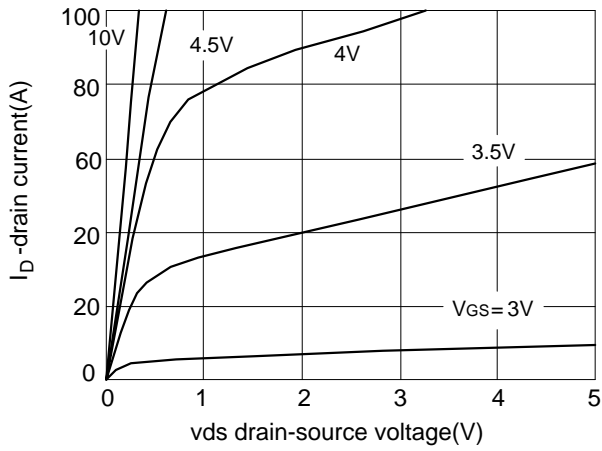


Fig.1 output characteristics

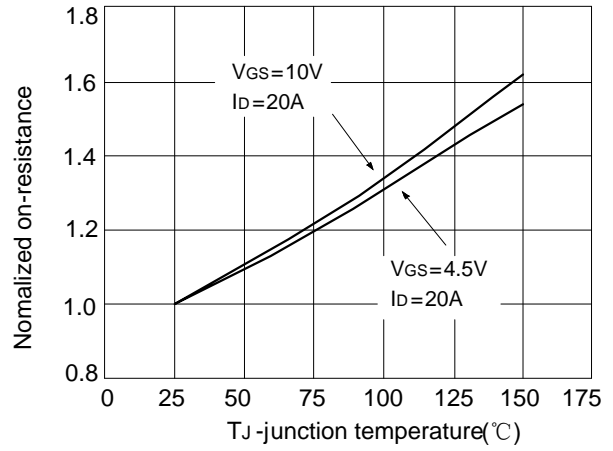


Fig.2 rdson-junction temperature

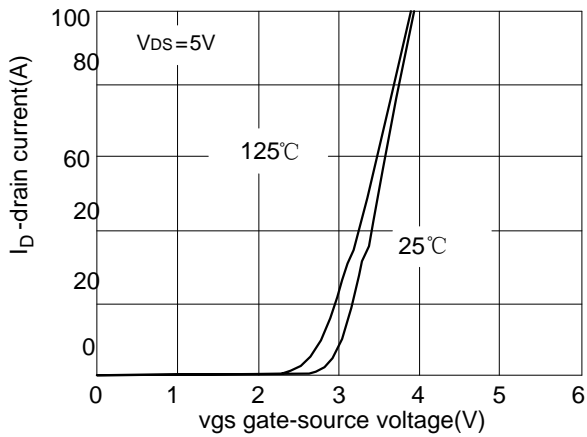


Fig.3 transfer characteristics

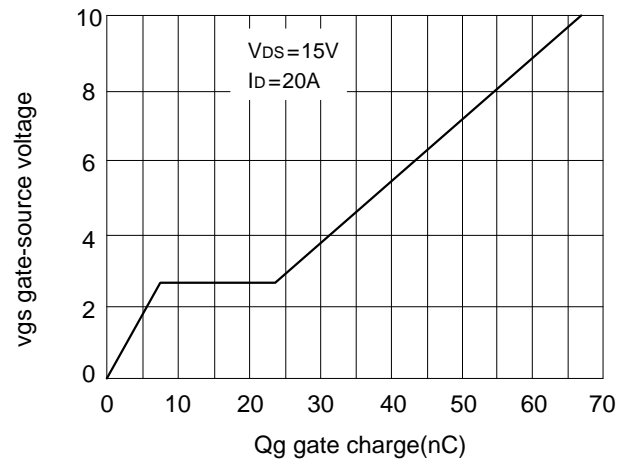


Fig.4 gate charge

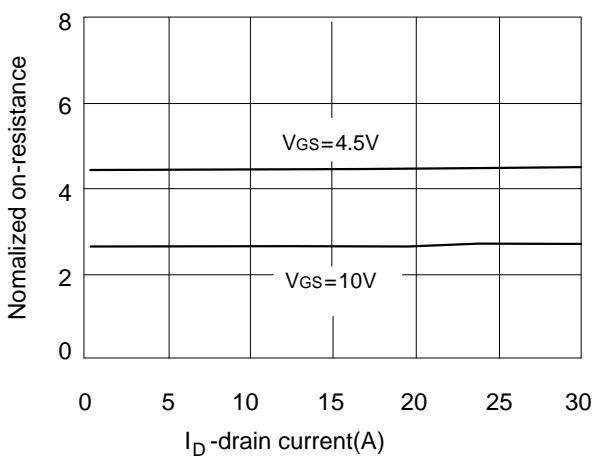


Fig.5 rdson-drain current

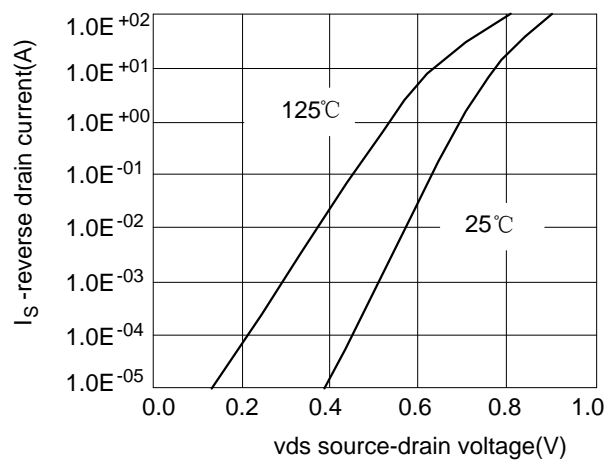


Fig.6 source-drain diode forward

■ TYPICAL CHARACTERISTICS(Cont.)

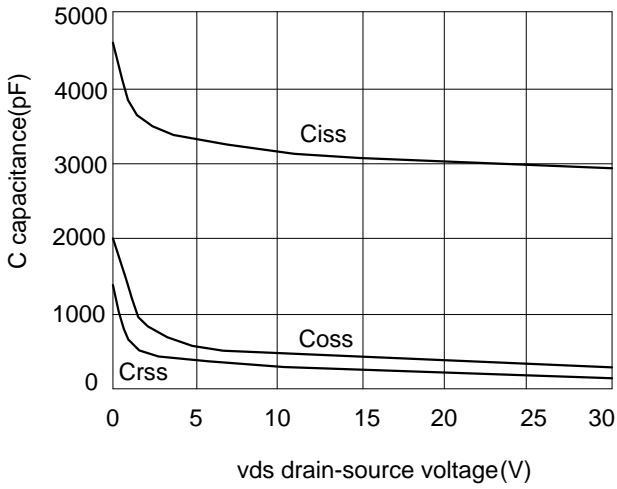


Fig.7 capacitance vs vds

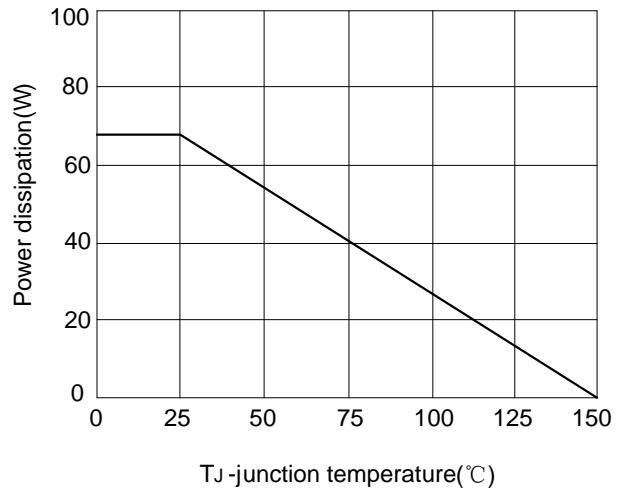


Fig.8 power de-rating

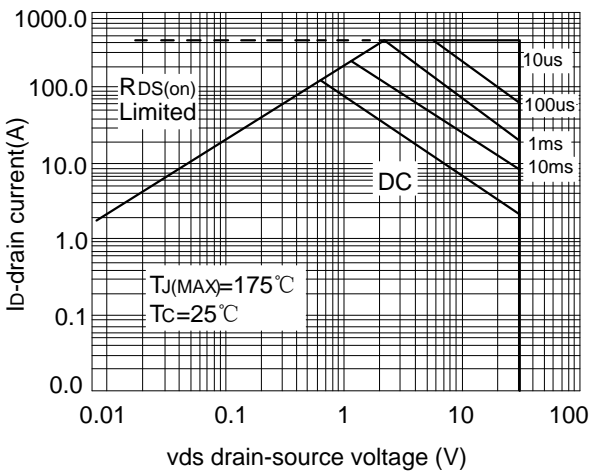


Fig.9 safe operation area

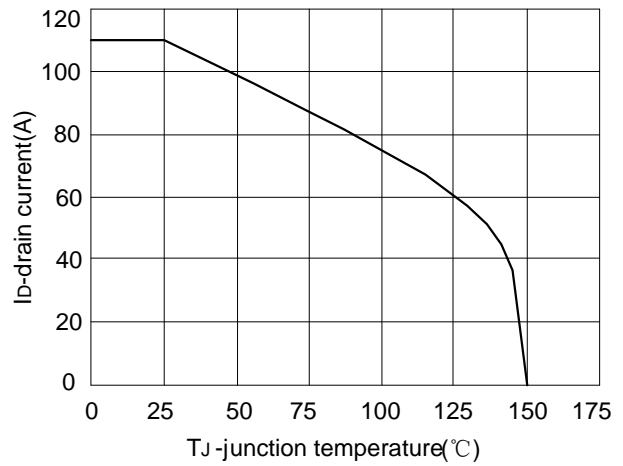


Fig.10 current vs junction temperature

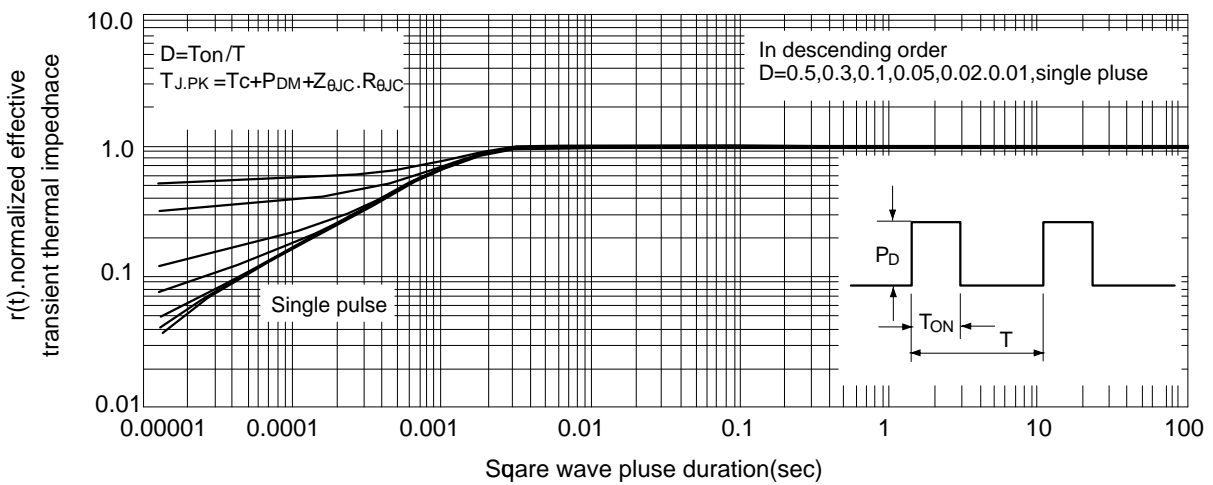
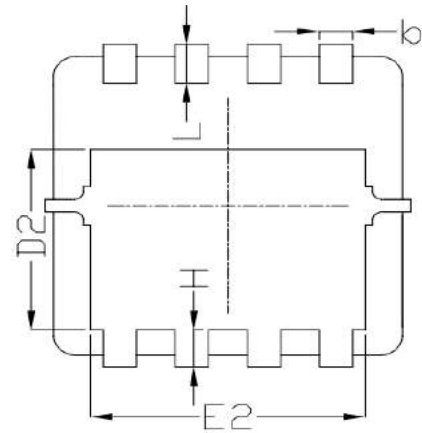
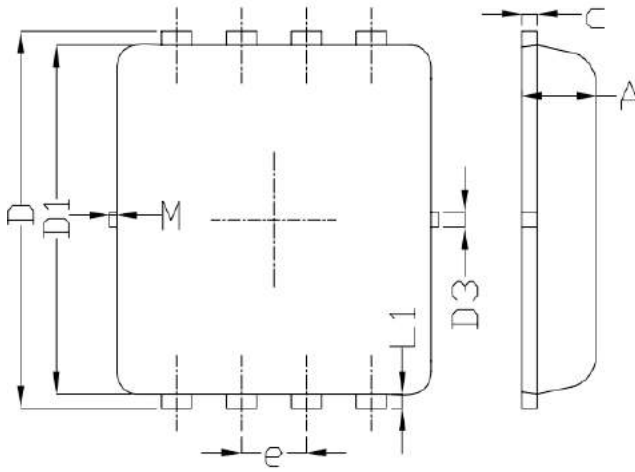
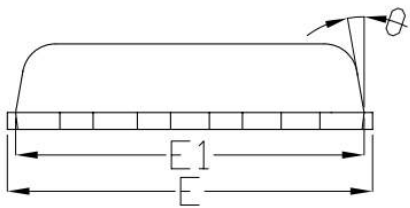


Fig.11 normalized maximum transient thermal impedance

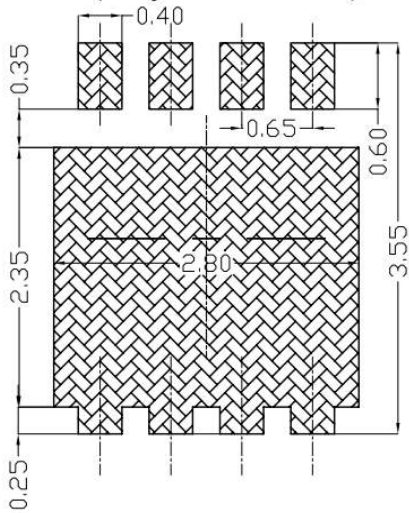
■ PDFN3X3-8L Package Mechanical Data



50



Land Pattern
(Only for Reference)



SYMBOL	DIMENSIONAL REQOMTS		
	MIN	NOM	MAX
A	0.70	0.75	0.80
b	0.25	0.30	0.35
c	0.10	0.15	0.25
D	3.25	3.35	3.45
D1	3.00	3.10	3.20
D2	1.78	1.88	1.98
D3	---	0.13	---
E	3.20	3.30	3.40
E1	3.00	3.15	3.20
E2	2.39	2.49	2.59
e	0.65BSC		
H	0.30	0.39	0.50
L	0.30	0.40	0.50
L1	---	0.13	---
θ	---	10°	12°
M	*	*	0.15

* Not specified

X-ON Electronics

Largest Supplier of Electrical and Electronic Components

Click to view similar products for [MOSFET](#) category:

Click to view products by [MOT](#) manufacturer:

Other Similar products are found below :

[IRFD120](#) [JANTX2N5237](#) [BUK455-60A/B](#) [MIC4420CM-TR](#) [VN1206L](#) [NDP4060](#) [SI4482DY](#) [IPS70R2K0CEAKMA1](#) [SQD23N06-31L-GE3](#)
[TK16J60W,S1VQ\(O](#) [2SK2614\(TE16L1,Q\)](#) [DMN1017UCP3-7](#) [DMN1053UCP4-7](#) [SQJ469EP-T1-GE3](#) [NTE2384](#) [DMC2700UDMQ-7](#)
[DMN2080UCB4-7](#) [DMN61D9UWQ-13](#) [US6M2GTR](#) [DMN31D5UDJ-7](#) [DMP22D4UFO-7B](#) [DMN1006UCA6-7](#) [DMN16M9UCA6-7](#)
[STF5N65M6](#) [IRF40H233XTMA1](#) [STU5N65M6](#) [DMN6022SSD-13](#) [DMN13M9UCA6-7](#) [DMTH10H4M6SPS-13](#) [DMN2990UFB-7B](#)
[IPB80P04P405ATMA2](#) [2N7002W-G](#) [MCAC30N06Y-TP](#) [MCQ7328-TP](#) [BXP7N65D](#) [BXP4N65F](#) [AOL1454G](#) [WMJ80N60C4](#) [BXP2N20L](#)
[BXP2N65D](#) [BXT1150N10J](#) [BXT1700P06M](#) [TSM60NB380CP](#) [ROG](#) [RQ7L055BGTCR](#) [DMNH15H110SK3-13](#) [SLF10N65ABV2](#)
[BSO203SP](#) [BSO211P](#) [IPA60R230P6](#) [IPA60R460CE](#)